





Contents

Lectures and Special Programs	1
Art Exploration Courses	2
Botanical Illustration Program	
Overview	4
Pathways & Requirements	5
Courses.	6
Art at the Gardens Immersive Retreat. . .	14
Instructor Bios	16
General Program Information	18

Registration and Membership Information

Call 720-865-3500

info@botanicgardens.org

Program-Specific Questions

Call 720-865-3670

sbai@botanicgardens.org

▶ [Visit our website](#)

NEW! The School of Botanical Art & Illustration newsletter emailed four times annually! [Sign Up Here](#)

Connect With Your Creativity

The School of Botanical Art & Illustration is pleased to offer more than 110 programs during the summer/fall 2026 session suitable for beginners and experienced artists. Highlights for this session include expanded classes held at the Crested Butte Wildflower Festival (see page 3) and new short classes offered during the two-day Art at the Gardens Immersive Retreat (see page 14). Our extensive online classes may be taken from the comfort of your own home and feature interesting instructors from around the world. Be sure to visit all that the Freyer – Newman Center has to offer, including the Helen Fowler library, art galleries, herbaria and a locally owned coffee shop, Copper Door Coffee Roasters. We truly offer something for everyone and look forward to exploring creatively with you.



Julie Beeler

Lectures and Special Programs

These talks and programs feature creatives of all kinds who explore a wide range of topics highlighting the junctions of art, science and wellbeing.

[Color Stories from Fungi with Julie Beeler](#)

Onsite: Friday, August 21, 6:30 p.m.

Fee: \$15 member, \$20 non-member

Mushrooms offer a world of vibrant pigments waiting to be uncovered and transformed into dyes, inks and paints. Artist Julie Beeler, author of "The Mushroom Color Atlas," reveals the science, processes and experimentation behind these natural colorants—and invites participants to swatch the colors themselves, experiencing firsthand the art and wonder of fungi in full color. See also her two in person classes on page 9.



Food for Thought

Feed your curiosity about the creative sector with this lunchtime online lecture series. These talks with experts from the field discuss professional practices for creatives and highlight trends in science and art.

All Online: Fridays, July 17, September 11, October 16, November 6, December 4, noon – 1 p.m. | **Fee:** Free for members, \$10 non-members



July 17: [American Society of Botanical Artists](#) with Harper Quill and Jody Williams



September 11: [Paper Herbarium](#) with Linda Hamilton



October 16: [All About Paper](#) with Buddy Smith, Legion Paper



November 6: [Botanical Artist](#) Erin Hunter



December 4: [Combining Art and Science to Save Species](#) with Dr. Lucy Spelman

Art Exploration Courses

These classes are open to all, though some suggest previous art experience. Unless noted, course fees do not include materials.

Explore Printmaking



Drypoint Printmaking

Onsite: Saturday, July 11, 18, 9:30 a.m. – 2 p.m.

Instructor: Deb Rosenbaum

Prerequisites: Some drawing experience recommended

Fee: \$190 member, \$225 non-member

Drypoint is an accessible printmaking technique where a design is drawn on acrylic, rubbed with ink and then run through a press. The results are rich and rewarding. In this class, using simple plant studies from the garden, students create small prints and explore options for hand coloring and collage. Some materials are supplied.

Bold Linoleum Block Printing

Onsite: Sunday, August 9, 16, 23, 30, 9:30 a.m. – 12:30 p.m.

Instructor: Raymundo Muñoz

Prerequisites: Beginners welcome, though some drawing and carving skills recommended

Fee: \$265 member, \$315 non-member

Using the exhibition *Jaume Plensa: A New Humanism* as inspiration, explore design elements that make linocut printmaking fun, beautiful and bold no matter your skill level. Learn the steps to produce a small print edition, from selecting paper to inking with blended colors. Some materials are supplied.

Simple Printmaking with Tetra Pak Cartons

Onsite: Sunday, October 25, 9:30 a.m. – 3 p.m.

Instructor: Theresa Haberkorn

Prerequisites: Beginners welcome, though some drawing and carving skills recommended

Fee: \$140 member, \$160 non-member

This class is a fun, simple, ecofriendly and low-tech entry into printmaking using sturdy, recycled Tetra Pak cartons. The cartons can be cut with scissors, drawn with a needle, inked and printed in multiple ways. You'll never look at a drink carton the same way. Some materials are supplied.

Gelli Plate Printing with Botanicals

Onsite: Sunday, October 11, 9:30 a.m. – 3 p.m., Monday, October 12, 9:30 a.m. – 12:30 p.m.

Instructor: Victoria Eubanks

Prerequisites: None

Fee: \$275 member, \$325 non-member

Discover the user-friendly, fun and intuitive gelatin plate printing process. Create unique botanical prints with acrylic paint and plant materials, using a "gelli plate" to transfer natural shapes and textures onto a variety of papers. Take home two prints mounted on wood along with other experiments generated in class. Some materials are supplied.

Midday Making

Take a break from your workday to try something new in these two-hour midday creative explorations.

Creating Simple Accordion Books

Onsite: Friday, July 24, 11:30 a.m. – 1 p.m.

Instructor: Melinda Laz

Prerequisites: None

Fee: \$40 member, \$50 non-member

Dive into the delightful world of accordion books – the simplest of book formats. Discover styles and techniques to create your own inventive folding book using a variety of art materials. All supplies are included.

Lunchtime Zentangle®

Online: Fridays, 11:30 a.m. – 1 p.m.

[August 7 | Lace](#)

[September 25 | 3D Flower](#)

[November 13 | Holiday Gift Tag](#)

Instructor: Stephanie Oliver

Prerequisites: None

Fee: \$40 member, \$50 non-member

Using ink and colored pencils, explore the intricate, complex designs of the Zentangle® Method to create mesmerizing artworks inspired by the natural world. These courses may be taken for elective BI credit.

Sketching in Le Potager Garden

Onsite: Friday, August 14, 10 a.m. – noon

Instructor: Jazz Holmes

Prerequisites: None

Fee: \$50 member, \$60 non-member

Spend your morning surrounded by shiny peppers and leafy greens in Le Potager, a culinary garden of vegetables, herbs and edible flowers. Join instructor and artist Jazz Holmes to learn drawing tips and tricks for capturing the essence of your surroundings, while giving you time and space to create in a tranquil setting. She might even share a recipe or two. The course may be taken for elective BI credit.



Art Exploration Courses



Crested Butte Wildflower Festival Class

Preserved Moss Art Triptychs

Onsite: Sunday, July 19, 9:30 a.m. – 12:30 p.m.

Instructor: Rose Dreisbach

Prerequisites: None

Fee: \$120 member, \$135 non-member

Explore biophilic design by working with preserved moss, flowers and natural elements to craft vibrant, maintenance-free masterpieces. Leave with a beautiful moss triptych that will bring a touch of greenery to any space. All materials are supplied.

Easy Paper Making from Natural Materials

Onsite: Sunday, July 26, 9:30 a.m. – 12:30 p.m.

Instructor: Elizabeth Truskin

Prerequisites: None

Fee: \$75 member, \$90 non-member

Explore how simple it is to make paper from recycled materials. Start by making paper pulp, then use various screens to press and dry the pages. This paper is suitable for cards, gift tags and artwork. Participants take home a stack of handmade recycled paper. All materials are supplied.

Creative Wellness:

Finding and Maintaining Inspiration

Onsite: Sunday, July 19, 9:30 a.m. – 12:30 p.m.

Instructor: Elisse Acevedo

Prerequisites: None

Fee: \$60 member, \$70 non-member

Learn introductory mindfulness techniques to help you slow down and create with intention while you focus on finding the inspiration and joy to create. Explore a variety of drawing exercises and learn to establish positive routines for your creative practice. The course may be taken for elective BI credit. Some materials are supplied.

Cultivate Creativity Naturally

Onsite: Thursday, August 13, 20, 27, 5-8 p.m.

Instructor: Rebecca Peebles

Prerequisites: None

Fee: \$190 member, \$225 non-member

Like tending to a garden, creative productivity grows from healthy roots in healthy soil. In this three-part workshop, use collage and other approachable media to engage in practices of self-awareness to develop your own creative resilience. Each session tones your creative muscles as you tune into your own intuition and beliefs, learn about the breadth of the creative mind and put theory into practice. The course may be taken for BI elective credit. Some materials are supplied.

Carve Your Own Stamp

Onsite: Sunday, August 9, 9:30 a.m. – 12:30 p.m.

Instructor: Elizabeth Truskin

Prerequisites: None

Fee: \$75 member, \$90 non-member

Using the familiar oblong pink eraser, design and carve an image to be printed on various papers with colorful inks. Take home several framed prints and handmade stamps which can be used repeatedly. Some materials are supplied.

Grief is a Garden: Collage and Meaning-Making

Onsite: Saturday, November 7, 14, 21, December 5, 12,
9:30 a.m. – 12:30 p.m.

Instructor: Rebecca Peebles

Prerequisites: None

Fee: \$225 member, \$270 non-member

In this collage-based course, spend time in the Gardens and in the classroom to explore how to visualize feelings, wishes and memories that are difficult to express in words. Grief is often misunderstood as a sad mental state, but it can also be considered rich and dark like a healthy “soil” from which growth, meaning and beauty can be found. Up to three partial scholarships are available by contacting SBAI@botanicgardens.org. Some materials are supplied.

Join Us in Crested Butte!

SBAI is thrilled to participate in the 2026 Crested Butte Wildflower festival for the third year. Join us for new classes in a variety of exciting art media. Visit [Crested Butte Wildflower Festival](#) for more information and registration.

Botanical Illustration Program

Overview

Founded more than 46 years ago, the School of Botanical Art & Illustration is one of the few remaining programs of its kind training the next generation of botanical illustrators. In the age of AI, computer animation and digital photography, botanical illustration acts as a vital bridge between art and science. Botanical illustrations, even more than photographs, are uniquely suited to convey important information about plant identification and complex plant structures, in addition to providing a record of plants over time.

Students at the School of Botanical Art & Illustration hone their skills through a well-rounded art curriculum supplemented by courses in botany, lectures from experts and visits to the herbaria, library and art galleries. Highly interactive studio courses, held in the Freyer – Newman Center or online, have low student-to-instructor ratios and include ample demonstrations, studio time and feedback.

Botanical Illustration for Beginners

Onsite: [Friday, July 17, 24, 31, 9:30 a.m. – 12:30 p.m.](#)

Online: [Wednesday, September 2, 9, 16, 1-4 p.m.](#)

Onsite: [Sunday, November 1, 8, 15, 9:30 a.m. – 12:30 p.m.](#)

Instructor: Lori Ann Levy-Holm

Prerequisites: None

Fee: \$130 member, \$155 non-member

Your botanical illustration journey begins here. This class is a window into the methods and materials used in botanical illustration. Receive a brief overview of the history and techniques used to create precise renderings with scientific value. Dissect a flower and look closely to learn multi-sensory, basic botany from a primary source.

Simple drawing exercises use graphite and other materials.

Some materials supplied. No art experience required.

SBAI Student Tea and Supply Swap

Onsite: Sunday, November 8, 12:30 – 2 p.m.

Fee: Free

Join past, current and future students onsite at the Freyer – Newman Center for tea, snacks and conversation. Bring art supplies you no longer need to swap with other students and bring a friend.

Open Studio Time

Onsite:

July 15, 9:30 a.m. – 2 p.m.

August 27, 9:30 a.m. – 8 p.m.

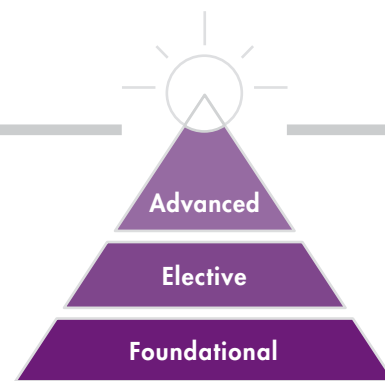
September 25, October 31, November 8,
9:30 a.m. – 3 p.m.

Open to: Current or previous students

Fee: Free for members, \$10 non-member

Need space to spread out and work outside of class time? Reserve your uninterrupted studio time now—bring your supplies and get started. No instructor will be present. Register at least 24 hours in advance to secure your spot. Scanning services are available by advance request.






Pathways & Requirements

Courses may be taken in any order, provided all prerequisites have been met. Be sure to complete Elective hours, which can include lectures, along your way to the top!

Foundational Courses

	Course Completion	Foundational Certificate
Requirements	Complete all Foundational courses and Elective hours	Complete all Foundational courses, additional Elective hours and submit portfolio for review and approval
Required Courses	11 (all Foundational courses)	12 (all Foundational courses plus Portfolio Preparation)
Required Elective Hours	20	40
Courses	Prerequisites	
P 1 Drawing in Pencil 1	None	
BOT Botany for the Botanical Illustrator	None	
ICT Introduction to Color Theory	None	
CLCP Color Layering for Colored Pencil	None	
CMWC Color Mixing in Watercolor	None	
LOF Light on Form	P 1	
COMP Composition for Botanical Illustration	P 1	
PERS Introduction to Perspective	P 1 LOF	
P&I 1 Pen and Ink 1	P 1	
CP 1 Colored Pencil 1	P 1 CLCP	
WC 1 Watercolor 1	P 1 CMWC	

Advanced Courses

	Course Completion	Advanced Certificate
Requirements	Complete all Foundational and Advanced courses as well as Elective hours	Complete all Foundational and Advanced courses, additional Elective hours and submit portfolio for review and approval
Required Courses	15 (all Foundational courses plus 4 Advanced courses)	16 (all Foundational and Advanced courses plus Portfolio Preparation)
Required Elective Hours	80	120
Courses	Prerequisites	
CP 2 Colored Pencil 2	P 1 BOT LOF CLCP CP 1 COMP PERS	
P 2 Drawing in Pencil 2	P 1 BOT LOF COMP PERS	
P&I 2 Pen and Ink 2	P 1 BOT LOF P&I 1 COMP PERS	
WC 2 Watercolor 2	P 1 BOT LOF CMWC WC 1 COMP PERS	
 Portfolio Preparation	All coursework must be in progress or completed	



Lori Ann Levy-Holm



Foundational Courses

These core courses are required if working toward Botanical Illustration Completion or Certificate but are also open to anyone wishing to cultivate artistic knowledge and skills. See page 5 for more information about prerequisites.

Drawing in Pencil 1

Online: [Tuesday, August 4, 11, 18, 25, September 1, 1-4 p.m.](#)

Instructor: Lori Ann Levy-Holm

Onsite: [Thursday, August 27, September 3, 10, 17, 24,](#)

[9:30 a.m. – 12:30 p.m.](#) **Instructor:** Anna Kaye

Onsite: [Saturday, October 10, 17, 24, 31, November 7,](#)

[9:30 a.m. – 12:30 p.m.](#) **Instructor:** Michael Campbell

Online: [Tuesday, October 20, 27, November 3, 10, 17, 5-8 p.m.](#)

Instructor: Stephanie Oliver

Onsite: [Friday, November 13, 20, \(skip 27\), December 4, 11, 18,](#)

[9:30 a.m. – 12:30 p.m.](#) **Instructor:** Michael Campbell

Prerequisites: None | **Fee:** \$330 member, \$395 non-member

Beginning with an overview of the specific elements of botanical illustration, learn the skills of careful observation for lifelike drawings in graphite pencils. The concepts of line, shading and perspective are introduced. Step-by-step, build upon techniques to render accurate form, texture and detail and emerge from this class with the tools you need to draw anything.

Botany for the Botanical Illustrator

Onsite: (3-Day Intensive) [Thursday – Saturday, August 20-22,](#)

[9:30 a.m. – 3 p.m.](#)

Online: [Friday, October 9, 16, 23, 30, November 6, 1-4 p.m.](#)

Instructor: Dr. Maggie Gaddis, Ph.D.

Prerequisites: None | **Fee:** \$330 member, \$395 non-member

What is the difference between a carpel and a pistil? Your botanical art improves when you understand the science of your subjects. Learn plant morphology through detailed instruction and supporting visuals. Take a closer look at plant forms and learn to recognize botanical details to help make your drawings scientifically accurate and realistic.

Introduction to Color Theory

Onsite: [Thursday, July 16, 23, 30, August 6, 13, 1-4 p.m.](#)

Online: [Tuesday, October 27, November 3, 10, 17, December 1, 1-4 p.m.](#)

Instructor: Lori Ann Levy-Holm

Prerequisites: None

Fee: \$330 member, \$395 non-member

Designed to build your perceptual and conceptual color skills and vocabulary, this course prepares you to analyze color systems and how they affect hue, value, saturation—even psychology. Color-aid® paper and gouache paint are used to complete experiments and observations with exercises you record in a color journal.

Color Layering for Colored Pencils

Onsite: [Wednesday, September 2, 9, 16, \(skip 23\), 30, 1-4 p.m.](#)

Instructor: Michael Campbell

Online: [Friday, October 9, 16, 23, \(skip 30\), November 6, 1-4 p.m.](#)

Instructor: Clair Gaston

Prerequisites: None

Fee: \$265 member, \$315 non-member

Colored pencils present the special challenge of mixing color directly on your drawing. Develop your own color reference sheets to speed color selection and application for future colored pencil drawings.

Color Mixing in Watercolor

Online: [Tuesday, August 4, 11, 18, \(skip 25\), September 1, 5-8 p.m.](#)

Instructor: Stephanie Oliver

Online: [Thursday, October 8, 15, 22, \(skip 29\), November 5,](#)

[9:30 a.m. – 12:30 p.m.](#) **Instructor:** Alex Boersma

Prerequisites: None

Fee: \$265 member, \$315 non-member

Learn about paint properties and choosing pigments to build a system of consistent color combinations, eliminating frustrating trial-and-error. Exercises, demonstrations and discussion illuminate how to achieve the broadest possible spectrum so you can mix colors to accurately represent nature.

Light on Form

Online: [Tuesday, September 1, 8, 15, 22, 29, 5-8 p.m.](#)

Instructor: Alex Boersma

Onsite: [Thursday, October 22, 29, November 5, 12, 19,](#)

[9:30 a.m. – 12:30 p.m.](#) **Instructor:** Anna Kaye

Prerequisites: **P 1**

Fee: \$330 member, \$395 non-member

The secret to portraying light and shadow on your subjects lies in understanding the science of lighting as it applies to different three-dimensional forms. Beginning with basic geometric shapes, refine your skills to illustrate the lighting and volume of any subject. This class uses graphite pencils but the principles apply to all other media.

Composition for Botanical Illustration

Onsite: [Wednesday, August 5, 12, 19, 26, September 2,](#)

[9:30 a.m. – 12:30 p.m.](#) **Instructor:** Anna Kaye

Online: [Wednesday, November 4, 11, 18, \(skip 25\), December 2, 9,](#)

[5-8 p.m.](#) **Instructor:** Clair Gaston

Prerequisites: **P 1**

Fee: \$330 member, \$395 non-member

The difference between a pleasant picture and an amazing work of art is often the composition. This course begins with a study of how to use compositional elements and principles in your botanical illustrations. Create your own thumbnail compositions and develop more dynamic arrangements to enhance future illustrations.

Introduction to Perspective

Online: [Tuesday, September 8, 15, 22, 29, October 6, 5-8 p.m.](#)

Instructor: Charlotte Ricker

Online: [Friday, October 23, 30, November 6, 13, 20,](#)

[9:30 a.m. – 12:30 p.m.](#) **Instructor:** Christiane Fashek

Prerequisites: **P 1** **LOF**

Fee: \$330 member, \$395 non-member

Even experienced illustrators sometimes struggle with foreshortening and demonstrating depth. Closely observe botanical subjects that demonstrate each aspect of perspective to learn techniques for seeing and depicting depth accurately. Gain confidence in your drafting skills and improve your future drawings. This class uses graphite pencils but the principles apply to all media.

Colored Pencil 1

Online: [Monday, June 1, 8, 15, 22, 29, 5-8 p.m.](#)

Instructor: Michael Campbell

Online: [Thursday, November 12, 19, \(skip 26\), December 3, 10, 17,](#)

[5-8 p.m.](#) **Instructor:** Clair Gaston

Prerequisites: **P 1** **CLCP**

Fee: \$330 member, \$395 non-member

Colored pencils are a versatile, affordable and portable medium perfect for sketching on location as well as producing stunning illustrations in the studio. Through instruction, demonstration and practice on small studies of botanical subjects, learn more advanced techniques of layering, building and burnishing color.

Pen and Ink 1

Onsite: [Wednesday, August 19, 26, September 2, 9, 16, 5-8 p.m.](#)

Instructor: Drew Button

Online: [Thursday, November 12, 19, December 3, 10, 17, 1-4 p.m.](#)

Instructor: Alex Boersma

Prerequisites: **P 1**

Fee: \$330 member, \$395 non-member

Practice this traditional illustration medium using a variety of readily accessible Micron pens to create line, form and texture in gradations of black and white. Expand your drawing repertoire through step-by-step instruction, demonstration and practice. Add expressive lines and stipples to your artistic toolkit for accurate, skillful botanical illustrations.

Watercolor 1

Online: [Thursday, September 3, 10, 17, 24, \(skip October 1\), 8,](#)

[5-8 p.m.](#) **Instructor:** Stephanie Oliver

Onsite: [Tuesday, October 27, November 3, 10, 17, December 1,](#)

[9:30 a.m. – 12:30 p.m.](#) **Instructor:** Lori Ann Levy-Holm

Prerequisites: **P 1** **CMWC**

Fee: \$330 member, \$395 non-member

Drawing skills and color mixing experience are combined to further explore watercolor paint. From flat and graded washes to highlights and drybrush detail, discover the delight of putting brush and pigment to paper for transparent watercolor. Demonstrations and practical exercises show you how to build washes for tonal depth and shading and how to create soft and hard edges.





Advanced Courses

These core courses are required for Advanced Completion and Advanced Certificate but are also open to experienced artists wishing to deepen their knowledge and skills handling artistic media. See page 5 for more information about prerequisites.

Colored Pencil 2

Online: Tuesday, July 7, 14, 21, 28, August 4, 5-8 p.m.

Instructor: Charlotte Ricker

Onsite: Saturday, October 10, 17, 24, 31, November 7, 1-4 p.m.

Instructor: Michael Campbell

Prerequisites: P 1 BOT LOF COMP PERS CLCP CP 1

Fee: \$330 member, \$395 non-member

Develop more advanced colored pencil skills and gradually learn to create a layered drawing by experimenting with different surfaces and solvents for blending and shading. Practice techniques to create texture, detail, atmospheric perspective and depth to enhance your subject and make your drawings pop.

Drawing in Pencil 2

Online: Wednesday, October 7, 14, 21, 28, November 4, 9:30 a.m. – 12:30 p.m.

Instructor: Michael Campbell

Prerequisites: P 1 BOT LOF COMP PERS

Fee: \$330 member, \$395 non-member

Expand the skills acquired from Drawing in Pencil 1 to reinforce and refine your knowledge of graphite. Build upon what you already know to master techniques for shading, texture and perspective. Group instruction and individual attention are tailored to help you complete a botanical plate.

Watercolor 2

Online: Thursday, November 12, 19, (skip 26), December 3, 10, 17, 9:30 a.m. – 12:30 p.m.

Instructor: Alex Boersma

Prerequisites: P 1 BOT LOF COMP PERS CMWC WC 1

Fee: \$330 member, \$395 non-member

This class brings it all together for watercolor: layering, shading, brush techniques, broad washes and building form. Draw from a live specimen to complete a finished botanical plate in this traditional medium. Discover colors that enhance perspective and depth, then learn invaluable techniques to implement final details and fix those inevitable “mistakes.”

Pen and Ink 2

Online: Tuesday, September 1, 8, 15, 22, 29, 1-4 p.m.

Instructor: Alex Boersma

Prerequisites: P 1 BOT LOF COMP PERS P&I 1

Fee: \$330 member, \$395 non-member

Build upon your pen and ink skills using Micron pens. Expand your use of line and stipple work. Incorporate advanced inking techniques such as cross-hatching, scumbling and more to add to your toolkit. Tackle more challenging subject matter including rendering complex textures and coloration. This class works toward completing a finished pen and ink illustration using a plant of your choosing.



Deyanna Lambert

Portfolio Preparation Class

Finished with the coursework and ready to graduate?

Prerequisites: All required course work to complete a Foundational or Advanced Certificate

Fee: \$150 member, \$180 non-member

1. Required Session – Portfolio and Graduation Overview:

Online: Wednesday, July 29, 6-7:30 p.m.

2. Required Session – Portfolio Review (attend only one):

Onsite: Saturday, August 15, 9:30 a.m. – 3 p.m.

Online: Saturday, August 29, 9:30 a.m. – 3 p.m.

This class is required for all students who wish to receive a Foundational or Advanced Certificate in Botanical Illustration.

SAVE THE DATE: Next graduation ceremony will be Sunday, December 12, 2027, and will celebrate 2026 and 2027 graduates.

Join Us at ASBA 2026!

Denver Botanic Gardens is excited to co-host the American Society of Botanical Artists' annual conference onsite in Denver, October 1-3, 2026. Three jam-packed days filled with botanical art workshops, lectures, city excursions and social events, along with pre- and post-conference classes. For information, visit asba-art.org for registration and additional information.

Visiting Artists

Julie Beeler



Julie Beeler is author of “The Mushroom Color Atlas” and is an acclaimed designer, artist and educator inspired by the natural world. See also her evening program Color Stories from Fungi on page 1.

Painting with Natural Pigments

Onsite: Friday, August 21, 9:30 a.m. – 12:30 p.m.

Instructor: Julie Beeler | **Prerequisites:** None

Fee: \$85 member, \$105 non-member

Engage with the practice of creating watercolor paints and inks from plants and mushrooms in this hands-on half-day workshop grounded in art, ecology and material knowledge. Participants transform botanical and fungal sources into watercolor paints and inks, gaining practical techniques and a deeper connection to nature’s palette.

Creating Natural Pigments from Flora and Funga

Onsite at Chatfield Farms: Saturday & Sunday, August 22, 23, 9:30 a.m. – 3 p.m.

Instructor: Julie Beeler | **Prerequisites:** None

Fee: \$285 member, \$330 non-member

Gather color straight from the garden and forest floor in this immersive workshop celebrating the alchemy of flora and funga. Harvest plants, work with mushrooms, make luminous lake pigments, experiment with various hands-on techniques and leave with your own handcrafted watercolor paint set created entirely from the living world.

Işık Güner



Işık Güner is a botanical artist, author and instructor from Türkiye.

Interpreting Wild Plants in Watercolor

Onsite: Saturday & Sunday, September 26, 27, 9:30 a.m. – 3 p.m.

Instructor: Işık Güner | **Prerequisites:** Basic watercolor skills

Fee: \$280 member, \$330 non-member

With Denver’s seasonal wild plants as subjects, create a measured drawing using close observation, helping you understand structure, proportion and botanical character. Participants explore ways to record surface texture, fine detail and tonal contrast to create both scientifically accurate and expressive works.



Xitlalic López

Xitlalic López is a textile artist and founder of Milagros Textiles in Oaxaca, Mexico.

Botanical Embroidery

Onsite: Saturday, September 19, 9:30 a.m. – 3 p.m.

Instructor: Xitlalic López | **Prerequisites:** None

Fee: \$150 member, \$170 non-member

In this one-day embroidery workshop, take inspiration from the historical “Codex de la Cruz Badiano,” a 16th-century manuscript depicting medicinal plants of Mexico—many of which also grow in Colorado. Learn how to transfer an illustration onto cotton fabric and embellish it using three foundational embroidery stitches. Leave with a hand-stitched contemporary botanical textile of your own creation.



Daleen Roodt

Daleen Roodt is a botanical artist and sought-after instructor from South Africa.

Birds and Botanicals in Watercolor

Onsite: Saturday & Sunday, September 26, 27, 9:30 a.m. – 3 p.m.

Instructor: Daleen Roodt | **Prerequisites:** Basic watercolor skills

Fee: \$280 member, \$330 non-member

In this two-day workshop, create a dynamic composition as you learn to paint hummingbirds with their nectar plants and explore the optical illusion of painting iridescent feathers.



Elective Courses

Explore new techniques, subjects and media and take your practice to the next level. These courses and workshops are open to all artists. Course fees do not include materials unless otherwise noted. See page 5 for more information about prerequisites.

Nature Journaling Series

All: 9:30 a.m. – noon
Online: Friday, June 26 | Pollinators
Onsite: Saturday, August 1 | Insects
Onsite: Saturday, September 19 | Late Bloomers
Onsite: Saturday, October 10 | Changing Light
Onsite: Saturday, November 7 | Preparing for Winter
Onsite: Saturday, December 5 | Garden Mammals
Instructor: Sarah Pedry | **Prerequisites:** None
Fee: \$60 member, \$70 non-member

Jump start your nature journaling practice—and learn how to maintain it. Through monthly class themes, explore ways to document your unique perspective of the natural world, whether urban, wild or in-between. Register for an individual class or take them all for a seasonal journey. Note: June 26 is held online.



Sarah Pedry

Celebrating Imperfection in Watercolor

Online: Wednesday, July 8, 9 a.m. – noon, Wednesday, July 15, 9-11 a.m. MT

Instructor: Julia Trickey
Prerequisites: Some drawing and watercolor experience and a basic understanding of botanical art recommended.

Fee: \$180 member, \$215 non-member
 By exploring the features of fading flowers through a series of short exercises, learn how to recreate the delicacy and beauty of less-than-perfect specimens.

Expressive Botanical Drawing

Onsite: Thursday, July 9, 16, 23, 9:30 a.m. – 12:30 p.m.

Instructor: Deb Rosenbaum
Prerequisites: None
Fee: \$190 member, \$225 non-member

Learn new approaches to gestural drawing with an emphasis on loosening up and creating your own personal expression. Explore a variety of drawing styles and different media through observational plant studies.

Illustrating Complex Patterns: Asteraceae

Onsite: Saturday, July 11, 9:30 a.m. – 3:00 p.m.
Instructor: Charlotte Ricker
Prerequisites: P 1 LOF

Fee: \$125 member, \$145 non-member
 Study the morphology of the Asteraceae family including sunflowers, dahlias, zinnias and daisies. Learn how to dissect a flower, draw their unique characteristics and capture believable textures.

Seed Packet Design

Onsite: Thursday, July 16, 23, 30, 9:30 a.m. – 12:30 p.m.
Instructor: Lori Ann Levy-Holm
Prerequisites: None

Fee: \$190 member, \$225 non-member
 Learn to create botanical artwork for use on seed packets. Visit the Helen Fowler Library to view the seed catalog collection, then head to the classroom inspired to design your own illustration using a plant subject and media of your choice.

Drawing Butterflies and Moths

Onsite: Saturday, July 18, 9:30 a.m. – 3 p.m.
Instructor:

Faith Williams Dyrsten
Prerequisites: Some drawing experience recommended

Fee: \$125 member, \$145 non-member
 Learn to incorporate Lepidoptera (butterflies and moths) into your botanical illustrations with greater accuracy and confidence. Observe insects from the Gardens' entomology collection, create anatomical sketches and incorporate textures and layering. Work towards creating a final illustration of an insect in the medium of your choice.



Faith Williams Dyrsten

Drawing Light Subjects in Colored Pencil on Toned Paper

Online: Wednesday, July 22, 29, August 5, 9:30 a.m. – 12:30 p.m.
Instructor: Clair Gaston
Prerequisites: Some drawing experience recommended

Fee: \$190 member, \$225 non-member
 Toned paper offers opportunities to explore using a wide range of values. In this colored pencil class, learn layering techniques and ways to make light subjects look luminous and delicate.

Exploring Pen and Ink

Online: Wednesday, July 1, 5-8 p.m. MT

Instructor: Charlotte Ricker

Prerequisites: None

Fee: \$60 member, \$70 non-member

Start your exploration of pen and ink with this introductory class. Study historical and contemporary artists working in this traditional media and learn about various pens and their mark-making capabilities. Experiment making clean, precise marks using technical pens with metal and nylon nibs and create expressive, weighted line with dip pens.

Modern Florals in Gouache

Onsite: Saturday, August 8, 15, 22, 9:30 a.m. – 12:30 p.m.

Instructor: Sarah Pedry

Prerequisites: None

Fee: \$190 member, \$225 non-member

Gouache is an opaque watercolor paint that works well for bright, graphic images. Start with a visit to the gallery to view [The Place of Flowers: Works by Daisy Patton](#). Head back to the classroom to practice color mixing and creating opaque and translucent colors, before you create a modern interpretation of your favorite botanicals.

Cabinets of Curiosity in Colored Pencil

Online: Wednesday, August 12, 19, 26, 1-4 p.m. MT

Instructor: Clair Gaston

Prerequisites: None

Fee: \$190 member, \$225 non-member

Gather your collectibles, found objects and botanicals together for this class that explores composition and colored pencil technique. Learn about layering colored pencils and water-soluble pencils. Your knick-knacks influence your creative direction as you create a finished piece.

Drawing and Painting Ferns

Online: Thursday, August 20, 27, September 3, 9 a.m. – noon MT

Instructor: Laura Silburn

Prerequisites: **P 1** Basic color mixing and watercolor skills recommended

Fee: \$190 member, \$225 non-member

Explore the beauty and elegance of ferns with British botanical artist and fern aficionado Laura Silburn. Learn the botany of ferns, explore color matching, draw the various parts, create habit studies and finally plan a final composition.



Laura Silburn

Garden Inspired Murals

Onsite: Saturday, August 22, 29, 9:30 a.m. – 3 p.m., August 30, 9:30 a.m. – 12:30 p.m.

Instructor: Catie Michel

Prerequisites: Basic drawing skills recommended

Fee: \$330 member, \$395 non-member

Learn the process of producing a personal-sized mural to enliven any space. Design, transfer and paint on a medium-sized prepared surface, then explore efficient painting techniques. Learn the process to scale up to future wall-sized murals. Some materials supplied.

Acorns and Oak Trees in Any Media

Onsite: Wednesday, September 2, 9, 16, 9:30 a.m. – 12:30 p.m.

Instructor: Mike Campbell

Prerequisites: None

Fee: \$190 member, \$225 non-member

Using the Gardens' collection of oaks as subjects, learn about the fascinating varieties of oak trees and their acorns in Colorado. Create a botanical plate in the media of your choice.

Going Dark in Watercolor Using Saturated Colors

Online: Saturday, September 12, 9 a.m. – noon MT

Instructor: Jarnie Godwin

Prerequisites: Some watercolor experience recommended

Fee: \$95 member, \$110 non-member

Explore early fall with intense, dark-as-you-dare color and depth. In this single session with British botanical illustrator Jarnie Godwin, learn to use a range of watercolor techniques to capture neutrals, color saturation and shadow tones.

Painting Lily Pads in Acrylic

Onsite: Friday, September 18, 25, (skip Oct 2), October 9, 9:30 a.m. – 1:30 p.m.

Instructor: Christian Dore

Prerequisites: None

Fee: \$265 member, \$315 non-member

Learn a playful approach to rendering lily pads using an abstract approach to layering acrylic paint. Discover how to deconstruct the complex beauty of lily pads into simple shapes, while learning several fundamental sketching, painting, composition and color techniques.

Scaling Techniques

Online: Tuesday, October 6, 13, 20, 27, November 3, 9:30 a.m. – 12:30 p.m. MT

Instructor: Christiane Fashek

Prerequisites: **P 1**

Fee: \$330 member, \$395 non-member

The botanical world is full of plants of varying sizes. Explore methods for accurately enlarging and reducing botanical specimens. Learn to use grids, dividers and architectural scales to size compositional elements.

Paper Botanicals

Online: Wednesday, October 7, 14, 21, (skip 28), November 4, 5-8 p.m. MT

Instructor: Linda Hamilton

Prerequisites: None

Fee: \$265 member, \$315 non-member

Create vibrant and botanically accurate flowers that will never wilt. Learn basic and intermediate paper sculpting techniques using real plant materials to create templates and designs to assemble your forever-blooming masterpiece.

Botanical Landscapes in Ink

Online: Thursday, October 8, 15, 22, 29, November 5, 1-4 p.m. MT

Instructor: Alex Boersma

Prerequisites: P&I 1

Fee: \$330 member, \$395 non-member

Draw a lush botanical landscape in pen and ink, working from your own photographs or sketches. Develop your pen and ink skills by practicing different textures to render trees and other foliage from a distance and learn how to tackle challenges of composition and atmospheric perspective.

Maps in Mixed Media

Online: Saturday, October 10, 17, 24, 9:30 a.m. – 12:30 p.m. MT

Instructor: Stephanie Oliver

Prerequisites: Some drawing experience recommended

Fee: \$190 member, \$225 non-member

In this online class, craft unique and visually captivating maps using media of your choice such as watercolor, ink and colored pencil. Learn how to draw mountains, canyons, forests, coastlines and more or incorporate your own botanical drawings. No prior map making skill is necessary.

Sumi-e Ink Painting

Onsite: Sunday, October 11, 9:30 a.m. – 3 p.m.

Instructor: Lori Ann Levy-Holm

Prerequisites: None

Fee: \$130 member, \$155 non-member

Learn the basics of this traditional Chinese brush painting technique that uses rich, black sumi ink. Focus on drawing delicate flowers and trees. The class also visits the gallery exhibition [Realm of Wonder: Izumi Yokoyama](#) to see examples of Sumi-e ink painting.

Graphite and Charcoal Combinations

Onsite: Wednesday, October 14, 21, 28, 9:30 a.m. – 12:30 p.m.

Instructor: Anna Kaye

Prerequisites: None

Fee: \$190 member, \$225 non-member

This course offers comprehensive instruction in combining the precision of graphite pencils with the bold, dramatic tones of charcoal to create realistic, high-contrast drawings. Build skills in shading, blending and composition while taking inspiration from botanical subjects.

Sepia Seeds and Pods

Online: Wednesday, October 14, 21, 28, 5-8 p.m. MT

Instructor: Charlotte Ricker

Prerequisites: P 1 P&I 1

Fee: \$190 member, \$225 non-member

The warm brown of sepia ink is reminiscent of old master's drawings. Explore rendering textures —from the sharp prickles of pods to the smooth shells of seeds —and develop rich values using pen and sepia ink.

Painting Onions in Watercolor

Online: Thursday, October 15, 22, 29, 9 a.m. – noon MT

Instructor: Laura Silburn

Prerequisites: Basic drawing and watercolor experience recommended

Fee: \$190 member, \$225 non-member

With a botanical approach to this familiar kitchen staple, follow the line-tonal-watercolor method to draw and paint your onion. Use smooth washes to build form then add dry-brush for markings, color-matching all the hues in our subject along the way.



Megan Morgan

Fall Themes in Oil Pastel

Onsite: Saturday, October 17, 24, 9:30 a.m. – 3 p.m.

Instructor: Megan Morgan

Prerequisites: None

Fee: \$265 member, \$315 non-member

Using a loose, expressive approach, focus on capturing the essence of autumn in this all-level oil pastel class. Learn several techniques for layering and building color and luminosity through guided exercises. Discover the expressive potential of this medium. Some materials supplied.

Digitizing Your Artwork

Online: Thursday, October 29, 9:30 a.m. – 12:30 p.m. MT

Instructor: Alex Boersma

Prerequisites: None

Fee: \$60 member, \$70 non-member

Learn to digitize your artwork using a standard household scanner and how to tidy up your files in Photoshop. Your images will be ready for many uses including entering online shows or converting your original art into prints. No Photoshop experience required; students need access to Adobe Photoshop and a scanner.

The Art and Science of Pollinator Portraits

Online: Tuesday, December 1, 8, 5-8 p.m. MT

Instructor: Erin Hunter

Prerequisites: None

Fee: \$180 member, \$215 non-member

Incorporating pollinators in your artwork requires knowledge of science and mastery of composition. Learn to combine multiple images into one harmonious composition, then practice creating a plant-pollinator portrait, receiving feedback on how to create a realistic and intriguing composition.

Festive Foliage in Watercolor

Online: Wednesday, December 2, 9, 9 a.m. – noon MT

Instructor: Julia Trickey

Prerequisites: Basic drawing and watercolor experience recommended

Fee: \$180 member, \$215 non-member

Explore the structure, color and detail of holly leaves, ivy and mistletoe and learn how to reproduce these accurately in watercolor in this short class inspired by seasonal plants.



Art at the Gardens

IMMERSIVE RETREAT

Saturday & Sunday, August 1 & 2
10 a.m. – 4 p.m.



Back for the second year, join us for two days of short classes to sample new techniques, explore a range of topics and learn from a variety of instructors all onsite at the Freyer – Newman Center. Classes are open to beginners or experienced artists. The expanded schedule includes morning and afternoon classes, a lunch break with built-in time for strolling, sketching or relaxing. On Saturday evening, chat with new friends during the Mocktail Party. A classroom is reserved throughout the weekend for open studio time and art supply swap. Hotel discounts are available upon request by emailing sbai@botanicgardens.org.

Onsite: A la carte registration, Saturday & Sunday, August 1 & 2, 10 a.m. – 4 p.m.

Fee: All classes \$60 member/ \$70 non-member; Mocktail Party, \$10. Registration required.

Saturday, August 1

Morning Sessions, 10 a.m. – noon
(pick one)

Expressive Drawing

Instructor: Deb Rosenbaum

Explore various approaches to loose, expressive plant drawings such as gesture and contour line drawings and shape studies using a variety of mark making materials.

Nature Journaling: Insects

Instructor: Sarah Pedry

Nature journals are unique to every artist. In this class, walk among the gardens receiving open-ended prompts. Explore using drawing, writing and other captured observations to document your surroundings.

Welcome to Watercolor

Instructor: Lori Ann Levy-Holm

Dive into the enchanting world of watercolor. In this introductory class, you explore essential techniques and leave the uncertainty of this medium in the rear-view mirror.

Exploring Colored Pencil

Instructor: Charlotte Ricker

In this introductory class, explore the versatile medium of colored pencils. Practice layering and blending techniques to help you render botanical subjects.

Afternoon Sessions, 2-4 p.m.
(pick one)

Drawing a Botanical Still Life

Instructor: Deb Rosenbaum

Use a variety of observation and drawing techniques and learn to translate a complex arrangement of objects and plants into personal, interesting still life studies.

Drawing Botanicals with Pens

Instructor: Sarah Pedry

Use brush pens and micron pens to create interesting, informal botanical drawings that explore line, shape and texture.

Realistic Paper Flowers

Instructor: Lori Ann Levy-Holm

Create vibrant and botanically accurate flowers that will never wilt. Learn various paper sculpting techniques to assemble your forever-blooming masterpiece and let your creativity bloom.

Intermediate Watercolor Techniques

Instructor: Charlotte Ricker

Take your watercolor skills to the next level. Through instructor demonstrations, delve into painting techniques to build depth, shading and more in this intermediate level class.

Open Studio, 10 a.m. – 4 p.m.

Open Studio and Art Supply Swap

Free

Bring your gently used art supplies to swap with fellow artists. Enjoy an uninterrupted time to spread out in the classroom, work on your art uninstructed and chat with fellow students.



Mocktail Party, 4-5:30 p.m.

\$10, registration required

Relax and chat with new friends after your day of artmaking while noshing on snacks and botanical-inspired mocktails.

Sunday, August 2

Morning Sessions, 10 a.m. – noon
(pick one)

Botanical Zine Workshop

Instructor: Catie Michel

Explore the creative world of zine-making in this playful workshop. Learn a simple format to craft your own DIY booklet or miniature comic out of one sheet of paper, then incorporate illustrations and writings inspired by summer blooms.

Charcoal Drawing Sampler

Instructor: Anna Kaye

Practice using deep black charcoal and a variety of toned papers to achieve richly valued, monochromatic drawings.

Floral Collage

Instructor: Elizabeth Truskin

With live flowers as your subject, explore collage techniques while using a wide variety of papers and tools. Come away with a charming, finished piece of art to brighten any space.

Plein Air in the Gardens

Instructor: Lori Ann Levy-Holm

What could be better than drawing from life in the summer garden? Receive useful tips and tricks for capturing the essence of your surroundings, while giving you time and space to create while immersed in a tranquil setting.

Afternoon Sessions, 2-4 p.m.
(pick one)

Pen & Ink Basics

Instructor: Catie Michel

Practice inking techniques such as hatching, stippling, gradations and more then create simple ink drawings using your newly acquired skills.

Colored Pencils & Graphite Combination

Instructor: Anna Kaye

Using colored pencils and graphite together creates exciting results. Gain an understanding of how to use these two media in combination through exercises using a natural subject.

Create Your Own Signature Stamp

Instructor: Elizabeth Truskin

Design your own stamp to use when signing your art. First, carve an eraser then print your design with ink. Take home a reusable stamp to add finesse to your finished artwork.

Simple Bookmaking

Instructor: Melinda Laz

Create a simple, versatile pamphlet-style book to use as a journal or sketchbook. Follow along step-by-step to assemble the pages, create a colorful cover and then sew it altogether.

Artwork Feedback Session

Instructor: Lori Ann Levy-Holm


Bring up to two pieces of either finished or in process artwork to discuss altogether in this casual, friendly group feedback session. Listen and learn from others and get specific questions answered to help you over a creative stumbling block.

Open Studio, 10 a.m. – 2 p.m.

Open Studio and Art Supply Swap

Free

Bring your gently used art supplies to swap with fellow artists. Enjoy an uninterrupted time to spread out in the classroom, work on your art uninstructed and chat with fellow students.



Immersive Retreat Classes 2025

Instructor Bios

The School of Botanical Art & Illustration features expert artist instructors from around the world.

Elisse Acevedo is a program coordinator for the School of Botanical Art & Illustration at Denver Botanic Gardens. She has a background in art, design and therapeutic horticulture.

Julie Beeler is an acclaimed designer, artist, educator and creator/author of "The Mushroom Color Atlas," published by Chronicle Books, a comprehensive primer on the universe of colors lurking inside fungi. She is based in Portland, OR.

Alex Boersma is a Canadian scientific illustrator living in the United States. She received a Bachelor of Fine Arts in geology and studio art and a master's in science illustration. She has created work for the Smithsonian Institution, the American Museum of Natural History and she has been featured in multiple journals.

Drew Button grew up on Colorado's Front Range and has been living and working as an artist in Denver since 2013. Drew's work as a visual artist and designer includes murals and paintings, illustrations, graphic design, landscape renderings, 3D modeling and visualizations.

Michael Campbell is an adjunct instructor at the University of Colorado Boulder, Regis University and Front Range Community College. He completed the School of Botanical Art & Illustration's Botanical Illustration Certificate program in 2010, followed by the Diploma program in 2018. His botanical illustrations have been exhibited in the United States and Ireland.

Victoria Eubanks is a graphic designer and contemporary artist working in encaustic medium, printmaking, photography, cold wax and pixels. Eubanks' artwork has been included in more than 70 exhibitions and hangs in numerous collections.

Christian Dore worked as a motion graphic artist for BBC, MTV and Nickelodeon and other firms for decades before focusing on his own painting. His works are held in private collections and he teaches extensively in Colorado.

Rose Dreisbach is a botanical artist, designer, educator and lover of nature in all its wild and wonderful forms. She enjoys creating pieces that inspire people to meaningfully connect with the natural world. She teaches workshops in moss art, terrariums and more.

Dr. Maggie Gaddis has taught collegiate biology courses for over 15 years and she is the executive director of the Colorado Native Plant Society.

Clair Gaston is a lifelong artist, naturalist and Texas native who has taught art and botanical illustration for more than 20 years. She works primarily in oil paint and colored pencil.

Jarnie Godwin is a self-taught botanical artist from the UK, painting realistic, detailed and vibrant botanical watercolors. In 2025 she was awarded the RHS Gold Medal for her work. Her work is found in both private and public collections. In 2023 her first book, "Vibrant Botanical Painting", was published by The Crowood Press.

Işık Güner is a botanical artist, author and instructor from Türkiye. Her books have been published in several languages. She is the art editor of the upcoming "Illustrated Flora of Turkey." Theresa Haberkorn has exhibited her award-winning woodcut prints in numerous national and international galleries and exhibitions. Her work can be found in museum and corporate collections including the Denver Art Museum.

Jazz Holmes uses her Creole background as a catalyst for mixed media works that celebrate the many colorful aspects of Black American culture. Holmes is also an educator and community organizer and her artworks have been exhibited throughout the United States and internationally.

Anna Kaye earned her Bachelor of Science in geology and fine art at Skidmore College and her Master of Fine Arts at Washington University in St. Louis. Kaye has over 20 years of experience teaching fine art, including co-coordinating the drawing department at Metropolitan State University and teaching drawing classes at Denver Art Museum.

Melinda Laz is the manager of the School of Botanical Art & Illustration at Denver Botanic Gardens. She holds a Bachelor of Fine Arts in printmaking and a Master of Arts in arts administration and curriculum and instruction. She has taught art in public schools and museum settings and regularly exhibits her fine art.

Lori Ann Levy-Holm, the School of Botanical Art & Illustration's only staff teaching artist, holds a Bachelor of Science in art education and a Master of Fine Arts in illustration. In addition to her extensive teaching background, she has illustrated children's books and created art commissions.

Hilda Xitlalic López Méndez is a textile artist and founder of Milagros Textiles in Oaxaca, Mexico where she intertwines embroidery, memory and community through workshops, creative experiences and cultural projects.

Megan Morgan is a fine artist and graphic designer, founder of Strange Bird Designs and long-time Colorado creative based in Louisville, CO.

Catie Michel is an artist, scientific illustrator and muralist from Denver. Her background in natural science and field research grounds her creative work in observation and exploration. She works with organizations such as state parks and conservation institutions to create visual media.

Raymundo Muñoz is a Denver-based printmaker, specializing in linocut block relief. Through striking compositions and fine detail, he expresses his love of nature and fascination in the chaos-order dynamic. He is the director, co-founder and co-curator of Alto Gallery in Denver.

Stephanie Oliver graduated from the Society of Botanical Artists in the United Kingdom and School of Botanical Art & Illustration at Denver Botanic Gardens. She lives in Longmont, CO.

Sarah Pedry is an artist, author and illustrator of picture books. She has a Bachelor of Fine Arts in painting from the Kansas City Art Institute and a Master of Fine Arts in interdisciplinary art from the Maine College of Art.

Rebecca Peebles is an artist specializing in textile media and beadwork. In addition, she is a creative practice facilitator, hosting intimate events, workshops and curated exhibitions around Denver under the name Home Safe Projects.

Charlotte Ricker is an artist, illustrator and educator, and her botanical work has been featured in exhibitions both nationally and internationally. In 2021, she was selected to participate in the artist-in-residence program at Oak Spring Garden Foundation. Ricker creates illustrations, graphics and interpretive signage for zoos and botanical gardens and teaches at several universities.

Instructor Bios

Daleen Roodt is a South African botanical artist whose work centers around the intricate relationships between plants, pollinators and their environment.

Deb Rosenbaum is a professional artist with extensive art instruction experience, including 15 years as visual arts director at Denver School of the Arts. Her humorous and quirky work in paint, collage, printmaking and sculpture reflects her passion for storytelling.

Julia Trickey is an award-winning botanical artist and educator for over 20 years based in the United Kingdom. Her work is held in important collections around the world, including the Hunt Institute of Botanical Art, the Royal Horticulturists Society Lindley Library and the Shirley Sherwood Collection at Kew Botanical Gardens.

Faith Williams Dyrsten is a Denver native, practicing artist and high school art teacher. Her art process is curiosity-driven with a focus on pollinators and environmental advocacy. She works in collaboration with organizations such as Endangered Species Coalition, Rocky Mountain Biological Lab, Xerces Society and Wild Ones Native Plants.



General Program Information

All classes take place in the Mountain Time Zone (MT). Generally, we do not record our online classes; however, some lecture programs are recorded. Courses are geared toward people aged 17 and older.

Refunds and Cancellation Policy

To make changes to your registration please contact Denver Botanic Gardens' Resource Center during business hours at info@botanicgardens.org or 720-865-3500.

[Cancellation policy.](#)

Accessibility

Programs are suitable for varying abilities and wheelchair accessible desks are available. Language interpreters are available with advance notice. Please inquire about specific accommodations by emailing SBAI@botanicgardens.org.

Feedback

Feedback about our programs may be sent to sbaifeedback@botanicgardens.org.

Private Botanical Illustration Workshops

Looking for an inspiring, educational and fun way to connect with friends or colleagues? Join us at the Gardens or elsewhere for an introductory workshop in botanical illustration. This customizable experience for adult groups of 8-14 includes a basic botany lesson and introductory drawing activities. All materials supplied. Reach out to SBAI@botanicgardens.org for information and pricing. Language interpreters available by request.

Scholarship Program

The School of Botanical Art & Illustration offers scholarships for students to take classes in our program generously supported by Epic Gardening/[Botanical Interests](#). Scholarship awards are made twice annually and are determined on a competitive basis. We aim to support and strengthen diverse perspectives and assist people experiencing financial hardships. People in the LGBTQ+ community, from diverse racial and ethnic backgrounds and/or those who express financial need will be given first preference. Applications are available on our webpage and are reviewed in May and November each year.



Anna Tuilkina

SCHOOL OF
BOTANICAL ART & ILLUSTRATION

AT DENVER BOTANIC GARDENS

1085 York Street, Denver, Colorado 80206
botanicgardens.org/SBAI



Register for Classes

Scan the QR code or call 720-865-3500

