

BLOSSOMS OF
LIGHT[®]
40TH
ANNIVERSARY

Sensory Guide



DENVER BOTANIC
GARDENS

WITH SUPPORT FROM



Autism Society
Colorado

PRESENTING SPONSOR

SUPPORTING SPONSORS



Medicine

elevated
third



Xcel Energy[®]








ZORBA'S
ESTABLISHED 1979



This guide describes the sensory experiences you will find at Sensory-Friendly Night at Blossoms of Light®. Please contact staff or a volunteer for assistance, and enjoy your night!



























LEVEL KEY

 Sound	Low	Quiet office
	Medium	Casual conversation
	High	Busy restaurant
 Sight	Low	Low contrast, static motion
	Medium	Flickering lights, varying color
	High	Bright, high contrast/colors/movement
 Smell	Low	Little to no fragrance in area
	Medium	Some fragrance in area
	High	Unavoidable fragrance in area
 Movement	Low	Little movement
	Medium	Upper or lower body only
	High	Entire body; running, spinning, etc.
 Interaction	Low	Low contact with staff, volunteers, guests
	Medium	Contact with staff, volunteers, guests
	High	High contact with staff, volunteers, guests































LOCATION MAP





























LOCATIONS

	1	Welcome Garden – This is the Gardens entrance, where your ticket will be redeemed. You may experience longer lines and wait times in this area.		Medium
				Medium
				Medium
				High
	2	Crossroads – Volunteers here can answer any questions you may have during your visit. Boettcher Memorial Center has accessible restrooms, food at Offshoots Café and the Info Desk where guests can borrow <u>SPARK backpacks</u> .		Medium
				Low
				High
				Medium
				High
	3	O'Fallon Perennial Walk – Light Tunnel – Viewer discretion is advised. This area has overhead lights and music playing throughout. Follow up with our volunteers at Crossroads if alternative paths are needed.		High
				High
				Medium
				High
	4	El Pomar Waterway and Ellipse Garden – Water features may be on in this area. Benches are available in this area.		Low
				Low
				Low
				Medium
	5	Romantic Gardens – View <i>Colorado</i> by Dale Chihuly from this vantage point. There are covered benches in this area under gazebos.		Medium
				Medium
				Medium
				Medium


























LOCATIONS

	6	Reflective Ribbons – Water features may be on in this area.		Medium
				Medium
				Low
				Low
	7	Woodland Mosaic – Aspen Trees – This area includes a brief stop in a small indoor space, if you choose. The indoor space may be closed if there are icy conditions.		Low
				Medium
				Medium
				Low
	8	The Signature Tree – A calm area for a photo opportunity. You may experience interactions with other guests in this area.		Low
				High
				Low
				Medium
	9	Garland Tunnel – A calm area for a photo opportunity. You may experience interactions with guests here. The garland in the tunnel is fake and does not smell.		High
				Medium
				Medium
				Medium
	10	Knitted Balls – There are benches in this area.		Low
				Medium
				Low
				Low
	11	Dryland Mesa East – This narrow path will lead you to the Hive, our largest outdoor restaurant and seating area.		Medium
				Low
				Medium
				Low





















LOCATIONS

<div>12</div> 	The Hive Garden Bistro – Food and drinks are available here along with lots of outdoor seating options. Family/gender neutral restrooms are also available here. This is a loud, high-traffic area, but can also be bypassed if you prefer.		Medium
			Low
			High
			Low
			High
<div>13</div> 	Dryland Mesa West – This narrow path has some music that will lead you along the rest of the one-way path. Remaining paths can be narrow.		Medium
			Low
			Low
			Medium
<div>14</div> 	Willow Glade in Celebration of Brandon Mandelbaum – There are benches in this area.		Low
			Low
			Low
			Low
<div>15</div> 	Rock Alpine – This is a narrow path area.		Low
			Low
			Medium
			Low
<div>16</div> 	Gates Montane Garden – Winter Woodland – There are benches in this area.		Medium
			Medium
			Medium
			Low

LOCATIONS

	Plains Aglow – This is a narrow path area.		Low
			Medium
			Low
			Medium
	Shofu-En Japanese Garden – This is a narrow path area.		Low
			Low
			Medium
			Medium
	Monet Pool – Holiday Orbs – Use caution close to the water’s edge. There are opportunities to interact with volunteers and Garden Guides in this area.		Low
			Medium
			Low
			Medium
	Victorian Secret Garden – This is a calmer area that includes benches. The garland is fake and does not smell.		Low
			Low
			Low
			Medium
	Oak Grove – 40th Anniversary Feature – Viewer discretion is advised. This section includes large signage and lights dedicated to Blossoms of Light’s 40th anniversary. This section can be bypassed on Sensory-Friendly Night only.		High
			High
			Medium
			High

LOCATIONS

	Shady Lane and Marnie's Pavillion – Wider path area with lit trees overhead. Marnie's Pavillion has accessible restrooms and an opportunity to be indoors and warm up. There is a water feature inside that may be loud for some.		High
			Medium
			Low
			Medium
	Steppe Garden – Snowflakes & Decor – Use caution close to the water's edge. This is an area for a photo opportunity.		Medium
			Medium
			Low
			Low
	Science Pyramid Projections – Viewer discretion is advised. This area has moving projections that vary in image, speed and duration.		Low
			Low
			Low
			Low
	UMB Bank Amphitheater Finale – Viewer discretion is advised. This is one of the highest lighting contrast and viewing sections and may be extra sensitive to some.		High
			High
			Low
			High

Thank you for joining us!

DENVER BOTANIC
GARDENS

Photos by Scott Dressel-Martin and Gardens staff