



Photo by Scott Dressel-Martin

## Contents

Lectures . . . . .	1
Art Exploration Courses . . . . .	2
Botanical Illustration Program	
Overview . . . . .	3
Pathways & Requirements . . . . .	4
Courses. . . . .	5-13
Art at the Gardens Immersive Retreat . . .	14-15
Instructor Bios . . . . .	16-17
General Program Information . . . . .	18

### Registration and Membership Information


Call 720-865-3500

[info@botanicgardens.org](mailto:info@botanicgardens.org)

### Program-Specific Questions

Call 720-865-3670

[sbai@botanicgardens.org](mailto:sbai@botanicgardens.org)

 [Visit our website](#)

[Sign up for our e-newsletter](#)

## You are Welcome Here

Denver Botanic Gardens' Freyer – Newman Center is a physical manifestation of the fusion of science and art. The Center houses a circulating [library](#), [auditorium](#), [art galleries](#), [herbaria](#), classrooms and the School of Botanical Art & Illustration. Here, science and art unite to nurture human relationships with our environment.


The School of Botanical Art & Illustration offers more than 100 classes and programs this session, open to seasoned artists and aspiring creatives alike. Classes in the Certificate of Botanical Illustration program are open to all, even if you are not pursuing a certificate. We have something for everyone and look forward to learning with you.



# Lectures

## Intersections: Conversations on Art & Science

These talks by artists, scientists and authors explore a wide range of topics highlighting the junctions of art and science.



**Madison Sankovitz, Caroline Landau and Oliver Rye: Preserving the Ephemeral**  
**Hybrid:** Thu, November 13, 6:30 p.m.  
**Fee:** \$12 member, \$15 non-member



**Gary Nabhan: Discovering Agaves Through Art, Culture and Science**  
**Hybrid:** Weds, December 3, 6:30 p.m.  
**Fee:** \$12 member, \$15 non-member



**Artist Talk: Jazz Holmes**  
**Onsite:** Sun, December 7, noon – 1 p.m.  
**Fee:** Free

## Food for Thought

**All online, Fridays, noon – 1 p.m. | Fee:** Free for members, \$10 non-member

Feed your curiosity about the creative sector with this lunchtime online lecture series. These talks with experts from the field discuss professional practices for creatives and highlight trends in science and art. Registration is required to receive the Zoom link.



**Drawing and Painting Wildflowers of the West with Dr. Linda Ann Vorobik**  
September 5



**The History of Pigments with Jenny Rowe**  
October 3



**Colorado Creative Industries: Resources for Artists with Libby Barbee**  
November 7



**Environmental Art: A Catalyst for Change and Connection with Katherine Homes**  
December 5



Upcoming Exhibition | **Blue Grass Green Skies: American Impressionism and Realism from Los Angeles County Museum of Art**  
June 7 – September 14, 2025

*Blue Grass, Green Skies* presents the idyllic landscapes, urban scenes and intimate interiors of 19th century American Impressionist painting. Join us for special lectures in conjunction with the exhibition.  
**Fee:** \$20 member, \$25 non-member



**Curator's Lecture: American Impressionism with Dr. Shannon Vittoria**  
Thu, June 26, 6:30 – 8 p.m.  
**Hybrid: Onsite and Online**



**American Impressionism 3**  
Speaker to be announced



**Anna Marley – The Artist's Garden: American Impressionism and the Garden Movement**  
Weds, July 16, 6:30 – 8 p.m.  
**Hybrid: Onsite and Online**



**Marta McDowell – Cultivation & Canvases: Gardening and American Impressionism**  
Thu, September 11, 6:30 – 8 p.m.  
**Hybrid: Onsite and Online**



Marc Horovitz

These classes are open to all, though some suggest previous art experience. Unless noted, course fees do not include materials.

## Printing with Upcycled Materials

**Onsite:** Saturday, July 26, 1-4 p.m.

**Instructor:** Hannah Craft

**Prerequisites:** None

**Fee:** \$50 member, \$70 non-member

Create dynamic layered prints using a variety of textured everyday materials in this fun, experimental class. All materials are supplied.

## Photo Transfer Fundamentals

**Onsite:** Saturday, August 2, 9:30 a.m. – 3 p.m.

**Instructor:** Amy Guion Clay

**Prerequisites:** Acrylic painting experience helpful

**Fee:** \$110 member, \$130 non-member

Learn how to transfer your own photographs of botanical subjects and other images onto acrylic painted surfaces, creating rich, layered artworks. Some materials are supplied.

## Beading Natural Patterns

**Onsite:** Thursday, August 7, 14, 21, 5-8 p.m.

**Instructor:** Rebecca Peebles

**Prerequisites:** Ability to thread a needle and work with fine, small materials helpful

**Fee:** \$190 member, \$225 non-member

Create a beaded amulet or badge using inspiration from the gardens. Learn beading stitches like the peyote stitch and daisy chain and enjoy step-by-step support. Some materials are supplied. View more fiber-related artworks in the exhibition [Contemporary Fiber: Botanicals](#), through Sept 28.

## Woven Mandalas

**Onsite:** Sunday, September 21, 9:30 a.m. – 3 p.m.

**Instructor:** Cal Duran

**Prerequisites:** None

**Fee:** \$110 member, \$130 non-member

Inspired by traditional weavings from Mexico, Peru and India, this class explores different weaving patterns to create unique, seven-sided mandalas. All materials supplied. Bring your own flowers or plants to incorporate into your finished mandala. View more fiber-related artworks in the exhibition [Contemporary Fiber: Botanicals](#), through Sept 28.

## Easy Garden Printing with Gelli Plates

**Onsite:** Friday, October 17, 9:30 a.m. – 3 p.m. and Saturday,

October 18, 9:30 a.m. – 12:30 p.m.

**Instructor:** Victoria Eubanks

**Prerequisites:** None | **Fee:** \$190 member, \$225 non-member

Discover the user-friendly, fun and intuitive gelatin plate printing process. Create unique botanical prints with acrylic paint and plant materials, using the gelli plate to transfer natural shapes and textures onto a variety of paper. Take home two prints mounted on wood along with other experiments generated in class. Some materials are supplied.

## Grief Is a Garden: Collage and Meaning Making

**Onsite:** Saturday, November 1, 8, 15, 22, (skip November 29),

December 6, 9:30 a.m. – 12:30 p.m.

**Instructor:** Rebecca Peebles

**Prerequisites:** None | **Fee:** \$225 member, \$270 non-member

In this collage-based course, participants spend time in the Gardens and in the classroom to explore how to visualize feelings, wishes and memories that are difficult to express in words. Grief is often misunderstood as a sad mind state, but it can also be considered rich and dark like a healthy “soil” from which growth, meaning and beauty can be found. Partial scholarships are available by contacting Shimmering Wings at 720-443-3178.

## Paper Marbling 101

**Onsite:** Sunday, November 2, 9:30 a.m. – 3 p.m.

**Instructor:** Marc Horovitz

**Prerequisites:** None | **Fee:** \$120 member, \$140 non-member

Traditional European marbling techniques produce exquisitely patterned papers. Learn the history and processes of marbling, including paper and sizing preparation, use of traditional tools and paint mixing and application. Following a demonstration, make your own unique marbled paper. All materials are supplied.

## Tunnel Books for Beginners

**Onsite:** Thursday, December 4, 5-8 p.m. | **Instructor:** Melinda Laz

**Prerequisites:** None | **Fee:** \$50 member, \$70 non-member

Tunnel books (also called “peep shows”) are an old form of pop-up book that feature pages cut out and assembled to create the illusion of depth. In this class, use images from nature and collage materials to design your own tunnel book. All materials are supplied.



# Botanical Illustration Program

## Overview

Founded more than 45 years ago, the School of Botanical Art & Illustration is one of the few remaining programs of its kind training the next generation of botanical illustrators. In the age of AI, computer animation and digital photography, botanical illustration serves as a vital bridge between art and science. Botanical illustrations, even more than photographs, are uniquely suited to convey important information about plant identification and complex plant structures, in addition to providing a record of plants over time.

Students at the School of Botanical Art & Illustration hone their skills through a well-rounded art curriculum supplemented by courses in botany, lectures from horticulturists and researchers and visits to the herbaria, library and art galleries. Highly interactive studio courses, held in the Freyer – Newman Center or online, have low student-to-instructor ratios and include ample demonstrations, studio time and feedback.

### Student Social Hour and Art Supply Swap

**Onsite:** Friday, September 5, 5:30-7:30 p.m.

**Open to:** Current, previous or curious students

**Fee:** Free with registration

Join past, current and future students onsite at the Freyer – Newman Center to socialize, build community and learn about upcoming programs. Enjoy light refreshments and conversation. Bring art supplies you no longer need to swap with other students.

### Botanical Illustration for Beginners

**Onsite:** Sunday, July 20 & 27, 9:30 a.m. – 2 p.m.

**Online:** Sunday, October 5, 12, 19,  
9:30 a.m. – 12:30 p.m.

**Onsite:** Wednesday, December 3, 10, 17,  
9:30 a.m. – 12:30 p.m.

**Instructor:** Lori Ann Levy-Holm

**Prerequisites:** None

**Fee:** \$125 member, \$150 non-member

Your botanical illustration journey begins here! This class is a window into the methods and materials used in botanical illustration. Students receive a brief overview of the history and techniques used to create precise renderings with scientific value. Simple drawing exercises will use graphite, colored pencil, watercolor and micron pens. No art experience required.

### Open Studio Time

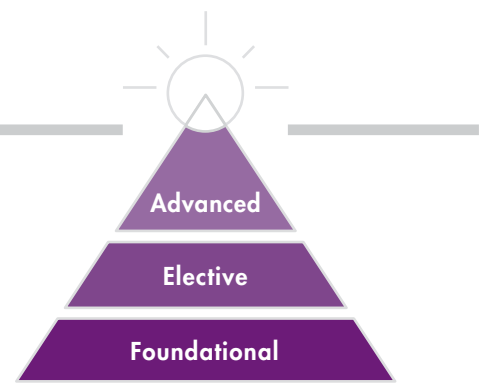
**Onsite:** August 8, 15, 29  
September 5, 12, 26  
October 10, 17, 31  
November 7  
December 5  
9:30 a.m. – 3 p.m.

**Open to:** Current or previous students

**Fee:** Free for members, \$10 non-member

Need space to spread out and work outside of class time? Bring your supplies and works in progress for some uninterrupted studio time. No instructor will be present. Please register at least 24 hours in advance. Scanning services available by advance request.






## Pathways & Requirements

Courses may be taken in any order, provided all prerequisites have been met. Be sure to complete Elective hours, which can include lectures, along your way to the top!

### Foundational Courses

	Course Completion	Foundational Certificate
<b>Requirements</b>	Complete all Foundational courses and Elective hours	Complete all Foundational courses, additional Elective hours and submit portfolio for review and approval
<b>Required Courses</b>	<b>11</b> (all Foundational courses)	<b>12</b> (all Foundational courses plus Portfolio Preparation)
<b>Required Elective Hours</b>	<b>20</b>	<b>40</b>
Courses	Prerequisites	
<b>P 1</b> Drawing in Pencil 1	None	
<b>BOT</b> Botany for the Botanical Illustrator	None	
<b>ICT</b> Introduction to Color Theory	None	
<b>CLCP</b> Color Layering for Colored Pencil	None	
<b>CMWC</b> Color Mixing in Watercolor	None	
<b>LOF</b> Light on Form	<b>P 1</b>	
<b>COMP</b> Composition for Botanical Illustration	<b>P 1</b>	
<b>PERS</b> Introduction to Perspective	<b>P 1</b> <b>LOF</b>	
<b>P&amp;I 1</b> Pen and Ink 1	<b>P 1</b>	
<b>CP 1</b> Colored Pencil 1	<b>P 1</b> <b>CLCP</b>	
<b>WC 1</b> Watercolor 1	<b>P 1</b> <b>CMWC</b>	

### Advanced Courses

	Course Completion	Advanced Certificate
<b>Requirements</b>	Complete all Foundational and Advanced courses as well as Elective hours	Complete all Foundational and Advanced courses, additional Elective hours and submit portfolio for review and approval
<b>Required Courses</b>	<b>16</b> (all Foundational courses plus 4 Advanced courses)	<b>17</b> (all Foundational and Advanced courses plus Portfolio Preparation)
<b>Required Elective Hours</b>	<b>80</b>	<b>120</b>
Courses	Prerequisites	
<b>CP 2</b> Colored Pencil 2	<b>P 1</b> <b>BOT</b> <b>LOF</b> <b>CLCP</b> <b>CP 1</b> <b>COMP</b> <b>PERS</b>	
<b>P 2</b> Drawing in Pencil 2	<b>P 1</b> <b>BOT</b> <b>LOF</b> <b>COMP</b> <b>PERS</b>	
<b>P&amp;I 2</b> Pen and Ink 2	<b>P 1</b> <b>BOT</b> <b>LOF</b> <b>P&amp;I 1</b> <b>COMP</b> <b>PERS</b>	
<b>WC 2</b> Watercolor 2	<b>P 1</b> <b>BOT</b> <b>LOF</b> <b>CMWC</b> <b>WC 1</b> <b>COMP</b> <b>PERS</b>	
 <b>Portfolio Preparation</b>	All coursework must be in progress or completed	



## Foundational Courses

These core courses are required if working toward Botanical Illustration Completion or Certificate but are also open to anyone wishing to cultivate artistic knowledge and skills.

### Drawing in Pencil 1

**Onsite:** Monday, July 7, 14, 21, 28, August 4, 9:30 a.m. – 12:30 p.m.

**Instructor:** Michael Campbell

**Onsite:** Friday, August 8, 15, 22, 29, Sept. 5, 9:30 a.m. – 12:30 p.m.

**Instructor:** Anna Kaye

**Online:** Thursday, October 2, 9, 16, 23, 30, 5-8 p.m.

**Instructor:** Stephanie Oliver

**Onsite:** Saturday, November 1, 8, 15, 22, 9:30 a.m. – 2 p.m.

**Instructor:** Michael Campbell

**Prerequisites:** None

**Fee:** \$330 member, \$395 non-member

Beginning with an overview of the specific elements of botanical illustration, learn the skills of careful observation for life-like drawings in graphite pencil. The concepts of line, shading and perspective are introduced. Step-by-step, build upon techniques to render accurate form, texture and detail, and emerge from this class with the tools you need to draw anything.

### Botany for the Botanical Illustrator

**Online:** Monday, October 6, 13, 20, 27, November 3, 5-8 p.m.

**Instructor:** Dr. Maggie Gaddis, Ph.D.

**Prerequisites:** None

**Fee:** \$330 member, \$395 non-member

What is the difference between a carpel and a pistil? Your botanical art improves when you understand the science of your subjects. Learn plant morphology through detailed instruction and supporting visuals. Take a closer look at plant forms and learn to recognize botanical details to help make your drawings scientifically accurate and realistic.

### Introduction to Color Theory

**Onsite:** Wednesday, September 3, 10, 17, 24, (skip October 1), October 8, 1-4 p.m.

**Online:** Monday, October 20, 27, November 3, 10, 17, 5-8 p.m.

**Instructor:** Lori Ann Levy-Holm

**Prerequisites:** None

**Fee:** \$330 member, \$395 non-member

Designed to build your perceptual and conceptual color skills and vocabulary, this course prepares students to analyze color systems and how they affect hue, value, saturation—even psychology. Color-aid® paper and gouache paint are used to complete experimentations and observations with daily exercises in a color-journal.

### Color Layering for Colored Pencils

**Onsite:** Monday, July 7, 14, 21, (skip July 28), Aug 4, 1-4 p.m.

**Instructor:** Michael Campbell

**Online:** Tuesday, September 9, 16, 23, (skip September 30), October 7, 5-8 p.m. **Instructor:** Charlotte Ricker

**Prerequisites:** None

**Fee:** \$265 member, \$315 non-member

Colored pencils present the special challenge of mixing color directly on your drawing. Develop your own color reference sheets to speed color selection and application for future colored pencil drawings.

### Color Mixing in Watercolor

**Online:** Tuesday, July 1, 8, 15, (skip July 22), 29, 1-4 p.m.

**Instructor:** Alex Boersma

**Online:** Tuesday, September 9, 16, (skip September 23), 30, October 7, 5-8 p.m. **Instructor:** Stephanie Oliver

**Prerequisites:** None

**Fee:** \$265 member, \$315 non-member

Learn about paint properties and choosing pigments to build a system to consistently combine colors and eliminate frustrating trial-and-error. Exercises, demonstrations and discussion illuminate how to achieve the broadest possible spectrum so you can mix colors to accurately represent nature.

### Light on Form

**Online:** Tuesday, September 30, October 7, 14, 21, 28, 9:30 a.m. – 12:30 p.m.

**Instructor:** Alex Boersma

**Prerequisites:** **P 1**

**Fee:** \$330 member, \$395 non-member

The secret to portraying light and shadow on your subjects lies in understanding the science of lighting as it applies to different three-dimensional forms. Beginning with basic geometric shapes, refine your skills to illustrate the lighting and volume of any subject. This class uses graphite pencil, but the principles apply to all other media.

### Composition for Botanical Illustration

**Online:** Wednesday, September 3, 10, 17, 24, October 1, 5-8 p.m.

**Instructor:** Clair Gaston

**Onsite:** Monday, November 3, 10, 17, (skip November 24),

December 1, 8, 9:30 a.m. – 12:30 p.m. **Instructor:** Anna Kaye

**Prerequisites:** **P 1**

**Fee:** \$330 member, \$395 non-member

The difference between a pleasant picture and an amazing work of art is often the composition. This course begins with a study of how to use compositional elements and principles in your botanical illustrations. Learn to develop more dynamic arrangements to enhance future illustrations.





## Introduction to Perspective

**Onsite:** Monday, November 3, 10, 17, (skip November 24),  
December 1, 8, 1-4 p.m.

**Instructor:** Charlotte Ricker

**Prerequisites:** P 1 LOF

**Fee:** \$330 member, \$395 non-member

Even experienced illustrators sometimes struggle with foreshortening and demonstrating depth. Closely observe botanical subjects that demonstrate each aspect of perspective to learn techniques for seeing and depicting depth accurately. Gain confidence in your drafting skills and improve your future drawings. This class uses only graphite pencil, but the principles apply to all media.

## Colored Pencil 1

**Onsite:** Thursday, August 7, 14, 21, 28, September 4, 5-8 p.m.

**Instructor:** Michael Campbell

**Prerequisites:** P 1 CLCP

**Fee:** \$330 member, \$395 non-member

Colored pencils are a versatile, affordable and portable medium perfect for sketching on-location, as well as producing stunning illustrations in the studio. Through instruction, demonstration and practice on small studies of botanical subjects, learn more advanced techniques of layering, building and burnishing color.

## Pen and Ink 1

**Online:** Tuesday, July 1, 8, 15, 22, 29, 5-8 p.m.

**Instructor:** Alex Boersma

**Prerequisites:** P 1

**Fee:** \$330 member, \$395 non-member

Practice this traditional illustration medium using a variety of pens to create line, form and texture in gradations of black and white. Expand your drawing repertoire through step-by-step instruction, demonstration and practice. Add expressive lines and stipples to your artistic toolkit for accurate, skillful botanical illustrations.

## Watercolor 1

**Online:** Tuesday, August 5, 12, 19, 26, September 2, 5-8 p.m.

**Instructor:** Stephanie Oliver

**Prerequisites:** P 1 CMWC

**Fee:** \$330 member, \$395 non-member

Drawing skills and color mixing experience are combined to further explore watercolor paint. From flat and graded washes to highlights and drybrush detail, discover the delight of putting brush and pigment to paper for transparent watercolor. Demonstrations and practical exercises show you how to build washes for depth of tone and shading, and how to create soft and hard edges.







## Advanced Courses

These core courses are required for Advanced Completion and Advanced Certificate.

### Colored Pencil 2

**Online:** Wednesday, October 8, 15, 22, (skip October 29),  
November 5, 12, 5-8 p.m.

**Instructor:** Charlotte Ricker

**Prerequisites:** P 1 BOT LOF COMP PERS CLCP CP 1

**Fee:** \$330 member, \$395 non-member

Develop more advanced colored pencil skills and gradually learn to create a layered drawing by experimenting with different surfaces and solvents for blending and shading. Practice techniques to create texture, detail, atmospheric perspective and depth to enhance your subject and make your drawings pop.

### Drawing in Pencil 2

**Online:** Monday, September 29, October 6, 13, 20, 27, 5-8 p.m.

**Instructor:** Michael Campbell

**Prerequisites:** P 1 BOT LOF COMP PERS

**Fee:** \$330 member, \$395 non-member

Expand on the skills from Drawing in Pencil 1 to reinforce and refine your knowledge of graphite pencil. Build upon what you already know to master techniques for shading, texture and perspective. Group instruction and individual attention are tailored to help you complete a botanical plate.

### Watercolor 2

**Online:** Tuesday, November 4, 11, 18, (skip November 25),  
December 2, 9, 5-8 p.m.

**Instructor:** Charlotte Ricker

**Prerequisites:** P 1 BOT LOF COMP PERS CMWC WC 1

**Fee:** \$330 member, \$395 non-member

This class brings it all together for watercolor: layering, shading, brush techniques, broad washes and building form. Draw from a live specimen to complete a finished botanical plate in this traditional medium. Discover colors that enhance perspective and depth, then learn invaluable techniques to implement final details and fix those inevitable "mistakes."

### Pen and Ink 2

**Online:** Thursday, November 6, 13, 20, (Skip November 27),  
December 4, 11, 5-8 p.m.

**Instructor:** Alex Boersma

**Prerequisites:** P 1 BOT LOF COMP PERS P&I 1

**Fee:** \$330 member, \$395 non-member

Explore the limitless world of value, saturation and texture to create dramatic black-and-white illustrations. Learn advanced techniques to make marks that mimic the fuzz on ferns, the down on milkweed pods or the mottled colors of a variegated begonia.

## Finished with the coursework and ready to graduate?

### Portfolio Preparation Class

**Prerequisites:** ALL All required course work to complete a Foundational or Advanced Certificate in Botanical Illustration.

#### 1. Required Session – Portfolio and Graduation Overview:

**Online:** Wednesday, July 23, 6-7:30 p.m.

A discussion of portfolio requirements, important deadlines and Q&A session.

#### 2. Required Session – Portfolio Review (Note: attend only one):

**Onsite:** Saturday, August 9, 9:30 a.m. – 3 p.m.

**Online:** Saturday, August 23, 9:30 a.m.– 3 p.m.

A low-pressure group learning critique to review and discuss your five botanical illustration plates (in whatever state they are in).

#### Optional Session – Final Review:

**Online:** Saturday, September 27, 9 a.m. – 1 p.m.

One last opportunity to check in with an instructor about lingering questions prior to submitting your botanical illustration plates.

#### 3. Required Session – Professional Practice:

**Online:** Wednesday, October 15, 6-7:30 p.m.

A discussion session about writing artist statements and professionalizing your art practice.

**Fee:** \$200 member, \$240 non-member

This multi-date expanded class is required for students who have completed all coursework toward one of our certificates and who wish to apply for final portfolio review and graduation. New this year includes an additional instructor-led final review session, and a professional practice session to help wholistically ground your creative practice. Students who have one or more courses to take may still register for Portfolio Preparation class so long as all required coursework will be completed by December 2025.



Scott Dressel-Martin

### Save the Date

### Graduation Ceremony, Showcase and Reception

Sunday, December 7, noon – 2:30 p.m.,  
Sturm Family Auditorium

Join us to celebrate both the 2024 and 2025 graduates and view the Graduate Showcase. A reception will follow for graduates and their guests.







## Visiting Artists

### Dr. Linda Ann Vorobik, Ph.D.

Linda Ann Vorobik is a botanist and botanical artist from Lopez Island, WA. She has illustrated for scientific publications and teaches extensively around the United States.

#### Scientific Illustration for Beginners

**Onsite:** Thursday, September 25, 10 a.m. – 4 p.m.

**Prerequisites:** None

**Fee:** \$195 member, \$230 non-member

Scientific illustrations are highly precise, based on museum reference specimens, and executed with respect to several standards. In this workshop you'll be guided through illustrating one subject adhering to these standards from each stage including pencil drawing, composition, editorial work, and final inking.

#### Botany for Artists (3 Day Intensive)

**Onsite:** Friday – Sunday, September 26, 27, 28, 10 a.m. – 4 p.m.

**Prerequisites:** None

**Fee:** \$340 member, \$405 non-member

During this three-day hands-on workshop with botanist and illustrator Dr. Linda Ann Vorobik, learn about plant parts, and how to label and draw them. Through careful observation, dissection and in class discussion, observe and draw a variety of leaves, stems, flowers and fruits and learn important botanical terminology. This class fulfills the botany requirement for the Botanical Illustration Certificate Program.

### Christiane Fashek

New York-based Christiane Fashek is an architect, instructor and award-winning botanical artist focusing on lichens and their many fascinating features.

#### Scaling Techniques for Botanical Artists

**Online:** Friday, Sept 12, 19, 26, Oct 3, 10, 9:30 a.m. – 12:30 p.m.

**Prerequisites:** **P 1**

**Fee:** \$330 member, \$395 non-member

The botanical world is full of plants of varying sizes. Explore methods of enlargement and reduction to scale botanical specimens accurately. Learn to use grids, dividers and architectural scales to size compositional elements.

### Rogério Lupo

Brazilian botanical illustrator Rogério Lupo studied biology and botany and teaches workshops around the world.

#### Hatching and Stippling Using Pen Nib and Ink

**Online:** Saturday, September 20, 9 a.m. – 1 p.m.

**Prerequisites:** None

**Fee:** \$55 member, \$65 non-member

Explore hatching and stippling techniques with pen nibs to depict light, shade, form and texture. Learn how to select the right materials, correct mistakes and how to best represent botanical subjects through demonstrations and exercises.

#### Refined Hatching with Pen Nib and Ink

**Online:** Thursday, October 16, 23, 30, November 6, 13, 20, 5-8 p.m.

**Prerequisites:** Hatching and Stippling Using Pen Nib & Ink (recorded)

**Fee:** \$375 member, \$400 non-member

Advance your pen nib and ink skills in this six-week class. Explore the use of hatching and stippling to bring your botanical subjects to life. Learn troubleshooting tips like how to handle, clean and preserve pen nibs, how to restore damaged nibs and how to improve tools that are brand new.

### Laura Silburn

Award-winning UK-based botanical artist Laura Silburn has participated in international florilegium projects, and she teaches workshops around the world.

#### Painting Apples in Watercolor

**Online:** Thursday, November 20, (skip November 27),  
December 4, 11, 9 a.m. – noon.

**Prerequisites:** None

**Fee:** \$200 member, \$240 non-member

Explore this symbolic fruit through step-by-step instruction of the line tonal watercolor technique. From smooth washes to create a sense of form to mark-making for patterned skin, learn how to portray the botanical and aesthetic characteristics of the beloved apple.

#### Painting Grapes in Watercolor

**Online:** Tuesday, December 2, 9, 16, 9 a.m. – noon

**Instructor:** Laura Silburn

**Prerequisites:** None

**Fee:** \$200 member, \$240 non-member

Tackle the challenge of drawing a bunch of grapes accurately, using shading to bring them to life. Explore color matching, washes and dry brush techniques to render accurate grapes, then experiment with the watercolor bloom technique to create dynamic botanical illustrations.



## Elective Courses

Explore new techniques, subjects and media and take your practice to the next level. Some courses have prerequisites but most are open to all. Course fees do not include materials unless otherwise noted.

### Cacti and Succulents in Mixed Media

**Onsite:** Wednesday, July 23, 30, Aug 6, 13, 20, 1-4 p.m.

**Instructor:** Charlotte Ricker

**Prerequisites:** **P 1** or equivalent experience

**Fee:** \$330 member, \$395 non-member

Cacti and succulents are resilient plants that thrive in harsh conditions. Learn mixed media techniques using watercolor and gouache to establish vibrant colors and build form. Add colored pencil, graphite and ink to capture little details such as cactus spines and fine hairs, and practice techniques for describing the glaucous coating on the cactus pads and leaf-like bracts of succulents.

### Impressionism-Inspired Painting in the Gardens

**Onsite:** July 26, 9:30 a.m. – 12:30 p.m.

**Onsite:** August 3, 9:30 a.m. – 12:30 p.m.

**Onsite:** September 7, 9:30 a.m. – 12:30 p.m.

**Instructor:** Lori Ann Levy-Holm

**Prerequisites:** None

**Fee:** \$50 member, \$60 non-member

Take inspiration from the exhibition *Blue Grass: Green Skies – American Impressionism and Realism from the Los Angeles County Museum of Art*, then head outside to paint en plein air. Learn beginning watercolor tips to help you translate the light, shadow and lush surroundings of the Monet Pool into your own Impressionist masterpiece. All skill levels welcomed. Some supplies included.

### Drybrush Techniques for Watercolor

**Online:** Thursday, July 31, August 7, 14, 9:30 a.m. – 12:30 p.m.

**Instructor:** Deb Shaw

**Prerequisites:** **P 1** or equivalent experience

**Fee:** \$190 member, \$225 non-member

Drybrush layering techniques provide crisp edges, subtle color shifts, deep luminosity and the rich finishing touches that make your painting snap to life. It is vital for portraying tiny details and can be a useful tool for correcting “mistakes.”

### Charcoal Drawing Fundamentals

**Onsite:** Monday, August 4, 11, 18, 25, 9:30 a.m. – 12:30 p.m.

**Instructor:** Anna Kaye | **Prerequisites:** None

**Fee:** \$265 member, \$315 non-member

Explore charcoal drawing techniques through fun, mark-making exercises and creative investigations into organic forms. We will take inspiration from seasonal plants in the classroom and direct observation of flora in the gardens. This bold, dramatic medium will allow us to render with a full range of value, strengthen observational skills and examine fascinating natural subjects.

### Water Lilies in Mixed Media

**Onsite:** Tuesday, August 5, 12, 19, 9:30 a.m. – 12:30 p.m.

**Instructor:** Michael Campbell

**Prerequisites:** **P 1** or equivalent experience

**Fee:** \$190 member, \$225 non-member

Gain an understanding of the basic botanical structures of water lilies and how they grow, change and mature throughout the season. Discover various ways of illustrating water lilies using graphite, colored pencil, watercolor, ink or combinations of multiple media. Explore the color palettes common among water lilies by observing and illustrating from the Gardens’ aquatic collection.

### Drawing Nests in Mixed Media

**Onsite:** Thursday, August 7, 14, 21, 28, September 4, 1-4 p.m.

**Instructor:** Michael Campbell

**Prerequisites:** **P 1** or equivalent experience

**Fee:** \$330 member, \$395 non-member

Gain an understanding of how different birds construct their nests, including locations, materials and methods. Explore additive and subtractive ways to build a nest drawing by studying the works of other historical and contemporary artists. Through exercises, practice the pros and cons of graphite, charcoal, colored pencil and watercolor as mediums for nest drawings.

### Crafting With Cardboard: Pollinators

**Onsite:** Saturday, August 9, 9:30 a.m. – 3 p.m.

**Instructor:** Faith Williams Dyrsten

**Prerequisites:** None

**Fee:** \$105 member, \$125 non-member

Join environmental artist Faith Williams Dyrsten and learn how to build unique illustrations using cardboard. Draw live subjects in the gardens, then learn how to transfer them to cardboard and bring them to life using negative space, color and texture. Some materials are supplied.



Faith Williams Dyrsten



Sarah Pedry



## Nature Journaling Series

**Onsite:** Sat, August 16, 9:30 a.m. – 12:30 p.m. | Summer's Bounty

**Onsite:** Sat, September 20, 9:30 a.m. – 12:30 p.m. | Nature's Palette

**Onsite:** Sat, October 18, 9:30 a.m. – 12:30 p.m. | Autumn's Transition

**Onsite:** Sat, November 15, 9:30 a.m. – 12:30 p.m. | Patterns in Nature

**Onsite:** Sat, December 20, 9:30 a.m. – 12:30 p.m. | Winter Approaches

**Instructor:** Sarah Pedry

**Prerequisites:** None

**Fee:** \$50 member, \$70 non-member

Jump start your nature journaling practice –and learn how to maintain it! Nature journals or sketchbooks can be filled with scientific observations, pressed leaves or expressive drawings and notes. Explore ways to document your unique perspective of the natural world, whether urban, wild or in-between. Register for an individual class or take them all for a seasonal journey.

## Colored Pencil Techniques: Fruits on Mylar®

**Onsite:** Sunday, August 10, 17, 9:30 a.m. – 3 p.m.

**Instructor:** Stephanie Oliver

**Prerequisites:** **P 1** **CP 1**

**Fee:** \$190 member, \$225 non-member

Explore the vibrant world of tropical and unusual fruits through the medium of colored pencil on Mylar® film. With a focus on layering and blending, participants learn how to achieve depth and luminosity, all while experimenting with the smooth surface of Mylar® to bring their botanical studies to life.

## Artful Lettering

**Onsite:** Sunday, August 17, 9:30 a.m. – 3 p.m.

**Instructor:** Theresa D. Varela

**Prerequisites:** None

**Fee:** \$100 member, \$120 non-member

Enhance your nature journaling, letter writing, garden labeling and artwork inscriptions with the beauty of hand lettering. In this class, students learn three versatile alphabets to create elegant and functional lettering. Some materials are supplied.

## Scientific Illustration: Color in Nature

**Onsite:** Sunday, August 17, 9:30 a.m. – 3 p.m.

**Instructor:** Catie Michel

**Prerequisites:** None

**Fee:** \$100 member, \$120 non-member

Learn about the science of color in nature and why plants express certain colors to attract pollinators. Take these lessons to paper and explore basic techniques of scientific illustration in this single day class. Some materials are supplied.

## Colored Pencil Techniques: Grasses and Sedges

**Onsite:** Wednesday, August 20, 27, September 3, 10, 17, 5-8 p.m.

**Instructor:** Charlotte Ricker

**Prerequisites:** **P 1** **CP 1**

**Fee:** \$330 member, \$395 non-member

Walk our York Street gardens in late summer when grasses and sedges are blooming, then take specimens back to the classroom to observe them under the microscope and draw their colorful parts. Complete a finished botanical plate in colored pencil featuring the morphology of this beautiful family of plants.

## Attention to Detail: Roots, Veins, Stamens

**Online:** Saturday, August 23, 9 a.m. – noon

**Instructor:** Julia Trickey

**Prerequisites:** Watercolor experience recommended

**Fee:** \$65 member, \$85 non-member

Through a series of drawing and painting exercises, this online session focuses on fine detail and complicated plant structures such as roots, veins and stamens. If you took Attention to Detail earlier in 2025, this new class adds more skills to your artistic toolbox.

## Drypoint Printmaking

**Onsite:** Sunday, September 7, 9:30 a.m. – 3 p.m.

**Instructor:** Deb Rosenbaum

**Prerequisites:** None

**Fee:** \$105 member, \$125 non-member

Create botanical drypoint intaglio prints based on sketches made in the gardens. Class includes unstructured open printmaking studio on Friday, September 12, 9:30 a.m. – 3 p.m. Some materials are supplied.

## Botanicals in Ink and Watercolor

**Online:** Monday, September 8, 15, 22, 29, October 6, 1-4 p.m.

**Instructor:** Alex Boersma

**Prerequisites:** **P 1** **P&I 1** **WC 1**

**Fee:** \$330 member, \$395 non-member

Learn to balance the detail of pen and ink with watercolor's vibrancy to create bold, textural and accurate botanical illustrations. Experiment with different combinations of inking techniques and watercolor washes to create various effects and styles from classic engraving-like illustrations to energetic, expressive artworks.

## Labeling Botanical Illustrations: Scientific & Common Names

**Online:** Monday, September 15, 5:30-7:30 p.m.

**Instructor:** Cindy Newlander

**Prerequisites:** None

**Fee:** \$55 member, \$75 non-member

What's in a name? Learn to properly write a scientific name and how to select an appropriate common name to complete your botanical illustration plates. Gain insight into why plant names change and access resources for current plant nomenclature.

## Botanical Typography

**Onsite:** Saturday & Sunday, September 20 and 21, 9:30 a.m. – 3 p.m.

**Instructor:** Theresa D. Varela

**Prerequisites:** Artful Lettering with Theresa D. Varela or prior calligraphy experience

**Fee:** \$190 member, \$225 non-member

Explore the fusion of calligraphy and botanical illustration to create a unique botanical alphabet. Draw inspiration from the natural world and learn to shape letters with organic elements such as vines, leaves and flowers. Apply your learnings to create a final artwork featuring your initials or favorite word. Some materials are supplied.

## Watercolors and Colored Pencils in Mixed Media

**Onsite:** Monday, September 29, October 6, 13, 20, 27, 9:30 a.m. – 12:30 p.m.

**Instructor:** Anna Kaye

**Prerequisites:** None

**Fee:** \$330 member, \$395 non-member

Take inspiration from the vibrant colors of the gardens to draw botanical subjects with colored pencils and watercolor. In this mixed media class, discover ways to combine watercolor and colored pencils to further explore color relationships. Class demonstrations explore the beauty and versatility of these media.

## Drawing Trees in Graphite and Ink

**Online:** Tuesday, September 30, October 7, 14, 21, 28, 1-4 p.m.

**Instructor:** Alex Boersma

**Prerequisites:** **P 1** **P&I 1**

**Fee:** \$330 member, \$395 non-member

Explore the fascinating and diverse world of trees through drawing. Create accurate, textural tree drawings in graphite and ink by studying the structure of branches, foliage arrangement and the visual relationship of trees in a landscape context.

## Forever Blooming: Paper Flowers

**Online:** Wednesday, October 8, 15, 22, 9:30 a.m. – 12:30 p.m.

**Instructor:** Linda Hamilton

**Prerequisites:** Cutting skills

**Fee:** \$190 member, \$225 non-member

Explore the possibilities of using paper to create botanically accurate flowers and plants. Paper sculpting techniques are demonstrated and practiced to create beautiful, everlasting botanicals.

## Painting Herbarium Specimens with Gouache

**Onsite:** Thursday, October 9, 16, 23, 30, 9:30 a.m. – 12:30 p.m.

**Instructor:** Sarah Pedry

**Prerequisites:** None

**Fee:** \$265 member, \$315 non-member

Tour the Gardens' natural history collections to draw inspiration from pressed plant specimens, then make color illustrations in gouache. Learn how to trace and transfer drawings and achieve vibrant opaque colors with gouache paint.

## Fall Foliage in Mixed Media

**Onsite:** Monday, October 13, 20, 27, 9:30 a.m. – 12:30 p.m.

**Instructor:** Michael Campbell

**Prerequisites:** **P 1** **CLCP**

**Fee:** \$190 member, \$225 non-member

Use fall colors as inspiration for dynamic botanical plates with a variety of leaf species in the media of your choice.

## Woodcut Relief Printmaking: Animals

**Onsite:** Sunday, November 2 & 9, 9:30 a.m. – 12:30 p.m.

**Instructor:** Javier Flores

**Prerequisites:** Basic drawing skills recommended

**Fee:** \$125 member, \$135 non-member

Learn to create a woodcut print inspired by the exhibition [Xochimilco: Works by Eduardo Robledo Romero](#) (October 11, 2025 – March 22, 2026). Using the traditional printmaking technique of relief carving, make a print of real or imagined animals in natural settings. Some materials are supplied. Class includes access to an un-instructed open printmaking studio on Friday, November 7, 9:30 a.m. – 3 p.m.

## Drawing with Ballpoint Pen

**Online:** Tuesday, November 4, 11, 5-8 p.m.

**Instructor:** Deb Shaw

**Prerequisites:** Basic drawing skills recommended

**Fee:** \$110 member, \$120 non-member

The familiar ballpoint pen is ideal for creating distinctive, unique marks and lines, both in the studio and in the field. Explore techniques to create textures and value, then apply these discoveries to glorious fall subjects.



Deb Shaw



## Contemporary Composition for Botanical Artists

**Online:** Wednesday, November 12, 9 a.m. – noon

**Instructor:** Julia Trickey

**Prerequisites:** Watercolor experience recommended

**Fee:** \$65 member, \$85 non-member

Composition can set your drawing apart and show your personality. Through a series of short exercises, we explore unique ways of arranging botanical elements on the page.

## Masking Techniques in Watercolor

**Online:** Wednesday, December 3, 10, 17, 5-8 p.m.

**Instructor:** Deb Shaw

**Prerequisites:** Painting experience recommended

**Fee:** \$190 member, \$225 non-member

Using masking in watercolor is magic for preserving areas of color, creating white or light details on dark backgrounds, building interesting textures and layering color and values. Explore techniques for applying masking fluid, protecting your paper and integrating masked areas into your painting practice.

## Saturated Subjects in Colored Pencil

**Online:** Friday, December 5, 12, 9:30 a.m. – 12:30 p.m.

**Instructor:** Clair Gaston

**Prerequisites:** None

**Fee:** \$110 member, \$120 non-member

Focusing on intense, deep colors of flowers, seeds, fruits and veggies, learn how to achieve full coverage and rich saturated color while expanding your skills in colored pencil.

## Digital Art Classes

Bring your botanical art into the digital age with our expanded beginner-level digital art classes.

### Digital Painting with Adobe Photoshop

**Online:** Monday, September 8, 15, 22, 29, October 6, 5-8 p.m.

**Instructor:** Alex Boersma

**Prerequisites:** None | **Fee:** \$330 member, \$395 non-member

Interested in the idea of digital painting, but intimidated by the thought of learning how to use new software? Learn to use Adobe Photoshop to create your own digital paintings, taking advantage of the software's unique ability to work in layers, experiment with color, apply blending modes, textures and more.

### Repeating Patterns with Adobe Illustrator

**Onsite:** Friday – Sunday, October 3, 4, 5, 9:30 a.m. – 3 p.m.

**Fee:** \$330 member, \$395 non-member

**Online:** Wednesday, October 22, 29, (skip November 5), 12, 1-4 p.m.

**Fee:** \$190 member, \$225 non-member

**Instructor:** Cara Cummings | **Prerequisites:** None

Join Michigan-based botanical artist Cara Cummings for two opportunities to learn surface pattern techniques using Adobe Illustrator. Your designs can be used to create fabrics, cards and gift items. Begin by learning what kinds of art works best for this process, then create your own repeatable design. The three-day onsite intensive class includes time in the Gardens for sketching, use of our scanner and plenty of work time and individual attention. No prior Illustrator experience needed for either section.

### Digitizing Your Artwork

**Online:** Tuesday, December 9, 5-8 p.m. | **Instructor:** Alex Boersma

**Prerequisites:** None | **Fee:** \$55 member, \$75 non-member

Learn how to digitize your artworks using a standard household scanner and how to tidy up your files in Photoshop so that they're ready to turn into prints or use online. No Photoshop experience required. Students need access to Adobe Photoshop and a scanner for this online course.

# Art at the Gardens Immersive Retreat

October 24-26

Immerse yourself in art and nature! Join us for three days of short classes, tours and other offerings to sample new techniques and topics and learn from a variety of instructors all onsite at the Freyer – Newman Center. Hotel discounts are available upon request. **Register a la carte in advance to secure your spot!**

**Onsite:** Friday – Sunday, October 24-26, 10 a.m. – 4 p.m.

**Fee:** Each class: \$55 member, \$65 non-member  
Tours: \$12 member, \$20 non-member  
Panel Discussion: Free with registration  
Most materials are supplied.

## Plan Your Weekend

### Friday

1

---

2

---

3

---

### Saturday

1

---

2

---

3

---

### Sunday

1

---

2

---

3

---

## Friday, October 24

### Morning Sessions, 10 a.m. – noon

#### Mindfulness and Goal Setting for Artists

**Instructor:** Elisse Acevedo and Lori Ann Levy-Holm

Learn introductory mindfulness techniques to help you slow down and create with intention while you set goals and establish positive routines for your creative practice.

#### Exploring Mixed Media

**Instructor:** Charlotte Ricker

Take this time to increase your comfort experimenting with multiple art media including watercolor, colored pencil, gouache, pen and ink and graphite.

#### Brush Up on Botany

**Instructor:** Alissa Iverson

Brush up on plant morphology, botanical terms and Gardens resources.

C  
H  
O  
S  
E  
O  
N  
E

### Friday Tours and More

**Seasonal Discoveries Tour** Friday, 10-11 a.m.

Stroll through the Gardens on this tour highlighting seasonal beauty and ever-changing landscapes.

**Natural History Collections Tour** Friday, 11 a.m. – noon

Learn about Denver Botanic Gardens' extensive plant, fungi and arthropod collections.

**Open Studio** **Free** Friday 10 a.m. – 4 p.m.

Continue working on your artworks or just enjoy socializing in our state-of-the-art classroom.

### Afternoon Sessions, 2-4 p.m.

#### Botanical Illustration for Beginners

**Instructor:** Lori Ann Levy-Holm

Receive an overview of the history and techniques used to create botanical illustrations followed by simple graphite drawing exercises.

#### Your Creative Art Practice

**Instructor:** Melinda Laz and Holly Nordeck

Take your art practice to the next level and learn to write an artist statement, apply to juried shows and explore ways to connect with the creative community.

#### Fixing Your Mistakes

**Instructor:** Charlotte Ricker

Learn various techniques for fixing mistakes, from simple errors to bringing a drawing back from the brink of disaster.

C  
H  
O  
S  
E  
O  
N  
E



# Art at the Gardens Immersive Retreat

## Saturday, October 25

### Morning Sessions, 10 a.m. – noon

LE  
Z  
O  
S  
E  
O  
O  
S  
E  
C  
H  
O  
O  
S  
E

#### **Inktober Challenge! Inking Autumn Flora**

**Instructor:** Catie Michel

Using Colorado's fall flora as subject matter, learn several inking techniques then create drawings in celebration of the international Inktober challenge.

#### **Graphite Drawing**

**Instructor:** Anna Kaye

Practice using a range of graphite pencils to achieve richly valued drawings.

#### **Fixing Your Mistakes**

**Instructor:** Charlotte Ricker

Learn various techniques for fixing mistakes, from simple errors to bringing a drawing back from the brink of disaster.

### Saturday Tours and More

#### **Art at the Gardens Tour** Saturday, 11 a.m. – noon

Dig deep into the current exhibitions in the Freyer – Newman Center galleries on this guided tour.

#### **Open Studio** **Free** Saturday, 10 a.m. – 4 p.m.

Continue working on your artworks or just enjoy socializing in our state-of-the-art classroom.

#### **Botanical Illustration Graduates Panel** **Free with Registration**

Saturday, 12:30-1:30 p.m. in Sturm Family Auditorium

Hear from recent graduates of the School of Botanical Art & Illustration Certificate Program as they share highlights about their journeys through the program and what they are up to now.

### Afternoon Sessions, 2-4 p.m.

LE  
Z  
O  
S  
E  
O  
O  
S  
E  
C  
H  
O  
O  
S  
E

#### **Fall Plants Zine Workshop**

**Instructor:** Catie Michel

Explore the fun art of zine-making and design your own to incorporate illustrations and writings inspired by fall flora.

#### **Charcoal Drawing for Beginners**

**Instructor:** Anna Kaye

Practice using charcoal to achieve richly valued, monochromatic drawings from local exhibiting artist Anna Kaye.

#### **Exploring Mixed Media**

**Instructor:** Charlotte Ricker

Take this time to increase your comfort experimenting with multiple art media including watercolor, colored pencil, gouache, pen and ink and graphite.

## Sunday, October 26

### Morning Sessions, 10 a.m. – noon

LE  
Z  
O  
S  
E  
O  
O  
S  
E  
C  
H  
O  
O  
S  
E

#### **Illuminated Botanicals**

**Instructor:** Theresa D. Varela

Explore the fusion of calligraphy and botanical illustration in this short course to create botanically inspired lettering.

#### **Colored Pencils and Graphite in Combination**

**Instructor:** Anna Kaye

Using colored pencils and graphite together creates exciting results; gain an understanding of how to use these two media in combination.

#### **Your Creative Art Practice**

**Instructor:** Melinda Laz and Holly Nordeck

Take your art practice to the next level and learn how to write an artist statement, apply to juried shows and explore ways to connect with the creative community.

### Afternoon Sessions, 2-4 p.m.

LE  
Z  
O  
S  
E  
O  
O  
S  
E  
C  
H  
O  
O  
S  
E

#### **Hand Lettering Skills**

**Instructor:** Theresa D. Varela

Guided by an expert calligrapher, learn basic techniques and pen strokes for creating intentional handwriting.

#### **Graphite Drawing**

**Instructor:** Anna Kaye

Practice using graphite pencils to achieve richly valued, monochromatic drawings from local exhibiting artist Anna Kaye.

#### **Mixed Media Collage**

**Instructor:** Holly Nordeck

Explore various collage techniques with a variety of papers, ephemera and even your own drawings to incorporate into your artmaking repertoire.

### Sunday Tours and More

#### **Tropical Trails Conservatory Tour** 10 a.m. – 11 a.m.

Travel to the tropics through this tour of the Gardens' Boettcher Memorial Tropical Conservatory.

#### **Open Studio** **Free** Sunday, 10 a.m. – 4 p.m.

Continue working on your artworks or just enjoy socializing in our state-of-the-art classroom.



# Instructor Bios

The School of Botanical Art & Illustration is thrilled to feature instructors from around the world.

**Elisse Acevedo** is a program coordinator for the School of Botanical Art & Illustration at Denver Botanic Gardens. She has a background in art, design and therapeutic horticulture.

**Alex Boersma** is a Canadian scientific illustrator based in Chicago. She received a Bachelor of Fine Arts in geology and studio art, and master's in science illustration. She has created work for the Smithsonian Institution, the American Museum of Natural History and she has been featured in multiple journals.

**Michael Campbell** is an adjunct instructor at the University of Colorado Boulder, Regis University and Front Range Community College. He completed the School of Botanical Art & Illustration's Botanical Illustration Certificate program in 2010 followed by the Diploma program in 2018. His botanical illustrations have been exhibited in the United States and Ireland.

**Amy Guion Clay** is a mixed media visual artist, who combines abstract painting with photo imagery of trees and other natural elements. She travels extensively as an artist-in-residence all over the world.

**Hannah Craft** is the associate director of learning engagement and interpretation at Denver Botanic Gardens. Craft has a Master of Fine Arts in dimensional studies and has taught in schools, museums and community centers around the United States.

**Cara Cummings** has a background in botany and environmental science, bringing scientific insight and technical skill to her artistic practice. She is known for her lively botanical art, stationery and home goods products.

**Cal Duran** is a multi-media artist and educator based in Denver. Duran is inspired by the indigenous ancestors of these lands and the ones woven in his blood line. He enjoys using creativity to build community.

**Victoria Eubanks** is a graphic designer and contemporary artist working in encaustic medium, printmaking, photography, cold wax and pixels. Eubanks' artwork has been included in more than 70 exhibitions and hangs in numerous collections.

**Christiane Fashek** is an award-winning botanical artist, instructor and architect based in New York. Her recent work focuses on lichens and highlights their fascinating features using scale, perspective and color.

**Javier Flores** is an artist, educator and gallery manager in Denver. His interdisciplinary art practice includes printmaking and other media. He teaches at Front Range Community College.

**Dr. Maggie Gaddis** has taught collegiate biology courses for over 15 years, and she is the executive director of the Colorado Native Plant Society.

**Clair Gaston** is a lifelong artist, naturalist and Texas native who has taught art and botanical illustration for more than 20 years. She works primarily in oil paint and colored pencil.

**Linda Hamilton** is a paper artist living in Ontario, Canada who creates botanically accurate and highly intricate plants and flowers using cut paper. Her focus is on wildflowers and educating about invasive plants.

**Marc Horovitz**, a Denver-based teaching artist, has been marbling paper for more than 30 years and is an accomplished printmaker and wood engraver.

**Anna Kaye** earned her Bachelor of Science in geology and fine art at Skidmore College, and Master of Fine Arts at Washington University in St. Louis. Kaye has over 20 years of experience teaching fine art, which includes co-coordinating the drawing department at Metropolitan State University and teaching drawing classes at Denver Art Museum.

**Melinda Laz** is the manager of the School of Botanical Art & Illustration at Denver Botanic Gardens. She holds a Bachelor of Fine Arts in printmaking, has taught art in public schools and museum settings, and regularly exhibits her ceramics and works on paper.

**Lori Ann Levy-Holm**, the School of Botanical Art & Illustration's only staff teaching artist, holds a Bachelor of Science in art education and a Master of Fine Arts in illustration. In addition to her extensive teaching background, she has illustrated children's books and created art commissions.

**Rogério Lupo** studied biology, botany and classical art and has extensive experience creating scientific illustrations. He teaches around the world as well as online from his home in Brazil.

**Catie Michel** is an artist, scientific illustrator and muralist from Denver. Her background in natural science and field research grounds her creative work in observation and exploration. She works with organizations such as state parks and conservation institutions to create visual media.

**Cindy Newlander** is an associate director of horticulture at Denver Botanic Gardens and oversees the plant documentation for the Gardens' vast living collections.

**Holly Nordeck** is a curator and mixed media artist working in drawing, photography and fiber art. She is a program coordinator for the School of Botanical Art & Illustration at Denver Botanic Gardens.





Stephanie Oliver

**Stephanie Oliver** graduated from the Society of Botanical Artists in the United Kingdom and School of Botanical Art & Illustration at Denver Botanic Gardens. She lives in Longmont, CO.

**Sarah Pedry** is an artist, author and illustrator of picture books. She has a Bachelor of Fine Arts in painting from the Kansas City Art Institute and a Master of Fine Arts in interdisciplinary art from the Maine College of Art.

**Rebecca Peebles** is an artist specializing in textile media and beadwork. In addition, she is a creative practice facilitator, hosting intimate events, workshops and curated exhibitions around Denver under the name Home Safe Projects.

**Charlotte Ricker** is an artist, illustrator and educator and her botanical work has been featured in exhibitions both nationally and internationally. In 2021, she was selected to participate in the artist-in-residence program at Oak Spring Garden Foundation. Ricker creates illustrations, graphics and interpretive signage for zoos, botanical gardens among others, and teaches at several universities.

**Deb Rosenbaum** is a professional artist with extensive art instruction experience including 15 years as visual arts director at Denver School of the Arts. Her humorous and quirky work in paint, collage, prints and sculpture reflects her passion for storytelling.

**Deborah Shaw** has taught extensively in the United States and around the world. Her work has been exhibited internationally and is in permanent and private collections. She has contributed to publications through the American Society of Botanical Artists.

**Laura Silburn** is a botanical artist and educator working at the Eden Project in Cornwall in the United Kingdom. Silburn has taught around the world, has been awarded three Royal Horticulturists Society gold medals and participated in several international florilegium projects.

**Julia Trickey** is an award-winning botanical artist and educator for over 20 years based in the United Kingdom. Her work is held in important collections around the world, including the Hunt Institute of Botanical Art, the Royal Horticulturists Society Lindley Library and the Shirley Sherwood Collection at Kew Botanical Gardens.

**Theresa D. Varela** is a professional calligrapher, engraver, illustrator and painter specializing in elegant hand-lettering on paper, glass, leather and wood. Based in New Mexico, Varela owns Silver Swirl Studios.

**Dr. Linda Ann Vorobik**, based on Lopez Island in Washington, specializes in botanical illustration and plant systematics. She is affiliated with several universities in California and Washington and is a principal illustrator for botanical publications and editor of several journals.

**Faith Williams Dyrsten** is a Denver native, practicing artist and high school art teacher. Her art process is curiosity-driven with a focus on pollinators and environmental advocacy. She works in collaboration with organizations such as Endangered Species Coalition, Rocky Mountain Biological Lab, Xerces Society and Wild Ones Native Plants.

# General Program Information

All classes take place in the Mountain Time Zone (MT). Generally, we do not record our online classes; however, some lecture programs are recorded. Courses are geared toward people 17 and older. Visit our [FAQ page](#) for answers to common questions.

## Refunds and Cancellation Policy

To make changes to your registration please contact Denver Botanic Gardens' Resource Center during business hours at [info@botanicgardens.org](mailto:info@botanicgardens.org) or 720-865-3500.

[Cancellation policy.](#)

## Accessibility

Programs are suitable for varying abilities and wheelchair accessible desks are available. Language interpreters are available with advance notice. Please inquire about specific accommodations by emailing [SBAI@botanicgardens.org](mailto:SBAI@botanicgardens.org).

## Scholarship Program

With ongoing support from [Botanical Interests](#), the SBAI [scholarship program](#) offers tuition for courses in botanical illustration. Our work is guided and our community supported by Denver Botanic Gardens' core values: Transformation, Relevance, Diversity and Sustainability. To realize these values, the Gardens seeks to support and engage diverse perspectives. Applicants who identify as being from a marginalized community are strongly encouraged to apply. Applications are reviewed in May and November each year.

## Private Botanical Illustration Workshops

Looking for an inspiring, educational and fun way to connect with friends or colleagues? Join us at the Gardens or elsewhere for an introductory workshop in botanical illustration. This customizable experience for adult groups of 8-20 includes a basic botany lesson and introductory drawing activities. All materials supplied. Reach out to [SBAI@botanicgardens.org](mailto:SBAI@botanicgardens.org) for information and pricing. Language interpreters available by request.



## Join Us in Crested Butte!

Denver Botanic Gardens is thrilled to participate in the 2025 Crested Butte Wildflower Festival. Join us for trail hikes with Vanessa the Nerdy Naturalist, and more than a dozen art classes. Visit [Crested Butte Wildflower Festival](#) for more information and registration.

## Art with Spark! and Flourish

In partnership with the Alzheimer's and Parkinson Associations of Colorado, Denver Botanic Gardens offers opportunities for visitors and their care givers to explore the gardens and galleries in an intentional, focused environment. Certain dates include a School of Botanical Art & Illustration educator for special art-infused wellness programs. To register for these free programs, visit [Spark!](#) and [Flourish](#).

SCHOOL OF  
BOTANICAL ART & ILLUSTRATION  
  
AT DENVER BOTANIC GARDENS

1085 York Street, Denver, Colorado 80206  
[botanicgardens.org](http://botanicgardens.org)



## Register for Classes

Scan the QR code, or call 720-865-3500

