



Woolley



Photo by Scott Dressel-Martin

CONTENTS

Lectures	1
Art Exploration Courses	2
Botanical Illustration Program	
Overview, Pathways & Requirements	3-4
Courses	5-9
About the School	10

Registration and Membership Information

Call 720-865-3500
info@botanicgardens.org

School-Specific Questions

Call 720-865-3670
sbai@botanicgardens.org

 [Visit Our Website](#)

 [Sign Up for
Our E-Newsletter](#)

YOU ARE WELCOME HERE

Denver Botanic Gardens' Freyer – Newman Center is a physical manifestation of the fusion of science and art. The Center houses a circulating [library](#), [auditorium](#), [art galleries](#), [herbaria](#), classrooms and the School of Botanical Art & Illustration. Here, science and art unite to nurture human relationships with our environment.

The School of Botanical Art & Illustration (SBAI) at Denver Botanic Gardens was founded more than 40 years ago and continues to be among the few remaining programs of its kind in the world. The botanical illustration program focuses not only on artistic techniques but also on plants themselves. Opportunities to learn from staff horticulturists and researchers round out the curriculum and provide important context for the practice of botanical illustration. Our highly interactive studio classes are held in person or online and include demonstrations, studio time and feedback in addition to discussions and opportunities for exhibition and publication. We hope you'll join us to learn something new in 2025!

LECTURES

INTERSECTIONS: CONVERSATIONS ON ART & SCIENCE

Fee: \$12 member, \$15 non-member

These talks by artists, scientists and activists explore a wide range of topics highlighting the junctions of art and science.



Artist Talk: Ash Eliza Williams

Onsite: Thursday, January 23, 6:30-8 p.m.

As a child, Ash Eliza Williams wished for the ability to communicate non-verbally, leading to a fascination with alternative methods of communication. Explore their work and the importance of paying attention to the voices and the inner lives of this planet's quietest and most wondrous creatures. See their work in the exhibition *Language Without Words* on view through May 4, 2025.



Lecture and Discussion: Parker McMullen Bushman on Why Equity and Justice are Vital to Conservation Goals

Onsite or Online: Wednesday, February 12, 6:30-8 p.m.

Hear from eco-inclusion specialist Parker McMullen Bushman who will speak about the importance of creating welcoming spaces. These opportunities incorporate equity and justice principles so everyone can become environmental stewards advocating for the protection of our natural resources.



Artist Talk: Joan Hall

Online: Wednesday, March 12, 6-7:30 p.m.

The sea has informed a lifetime of creative exploration for Rhode Island-based artist Joan Hall. Her evocative installations using handmade paper, glass and recycled materials focus on issues surrounding climate change, camouflaging a troubling message about plastic pollution in the ocean.



Artist Talk: Carol Woodin

Onsite: Wednesday, April 2, 6:30-8 p.m.

Botanical artist Carol Woodin recounts her unlikely journey as an artist, from her first paintings of orchids to illustrations of cultivated food crops. Each step along the way has opened new and unexpected doors. She'll recount the many fascinating opportunities she has encountered and places she has traveled, all because she first decided to paint orchids.



Artist and Scientist Talk: Anna Kaye and Christina Alba

Onsite: Wednesday, April 16, 6:30-8 p.m.

Artist Anna Kaye and Christina Alba, Associate Research Scientist at Denver Botanic Gardens, join forces to discuss wildfire ecology in the West using Kaye's detailed charcoal drawings in the exhibition *Finding Light* as a catalyst.

The two will discuss the science behind historic wildfire cycles and how they affect present-day Colorado forests, linking to the exhibit's theme of transformation and regrowth.



Blue Grass, Green Skies: American Impressionism and Realism from the Los Angeles County Museum of Art

Onsite: Wednesdays, June 11, July 16, Aug. 21 and Sept. 11, 6:30 – 8 p.m.

In this four-part lecture series, explore American Impressionist artists, the history of American gardening and more. Register for one or all.

William Wendt, *California Landscape*, oil on canvas, 1920.

FOOD FOR THOUGHT

Fee: Free for members, \$10 non-member

Feed your curiosity about the creative sector with this lunchtime online lecture series focused on professional practices for creatives and highlighting trends in science and art.



Natural History Collections at Denver Botanic Gardens

Online: Friday, February 7, noon – 1 p.m.

Learn about the plant, fungal and arthropod natural history collections at Denver Botanic Gardens with research department staff members Alissa Iverson and Matthew Sheik.



Catie Michel: A Journey of Art, Science and Storytelling

Online: Friday, March 7, noon – 1 p.m.

Artist, scientific illustrator and muralist Catie Michel shares her creative journey. Her creative work focuses on themes of connection, advocacy and environmental stewardship.



How to Pursue Creative Opportunities Through Open Calls

Online: Friday, April 4, noon – 1 p.m.

Interested in applying for juried shows? Let Justine Chapel show you how to use CaFÉ (CallForEntry), ZAPApplication and other resources offered by Creative West to submit applications for creative opportunities and stand out to a jury.



Scientific Illustration's Many Paths

Online: Friday, May 2, noon – 1 p.m.

Liz Edwards, a science illustrator and recent graduate of the California State University Monterey Bay Science Illustration Graduate program, will discuss their art journey and the expansive pathways in science illustration.

ART EXPLORATION

These classes are open to all. Unless noted, course fees do not include materials.

Fantastical Maps in Mixed Media

Onsite: Saturday, January 25, 10 a.m. – 3:30 p.m.

Instructor: Stephanie Oliver

Prerequisites: Drawing experience recommended

Fee: \$125 member, \$145 non-member

Craft unique and visually captivating fantasy maps using watercolors, inks and colored pencils. Learn how to draw mountains, canyons, forests, coastlines and more! Any media is welcome. No prior map making skills necessary.

Zentangle® Method with Botanicals: Advanced Techniques

Online: Friday, February 21, 1-4 p.m.

Instructor: Stephanie Oliver

Prerequisites: Drawing experience recommended

Fee: \$55 member, \$75 non-member

Using ink and colored pencil, explore intricate, complex designs of the Zentangle® Method to create mesmerizing artworks inspired by the natural world.

Chinese Calligraphy

Online: Tuesday, April 1, 8, 15, 22, 5-6:30 p.m.

Instructor: Jojo Liu

Prerequisites: None

Fee: \$190 member, \$225 non-member

Explore the fundamentals of Chinese calligraphy in this four-week course with San Francisco-based calligraphist and instructor Jojo Liu. Proper use of calligraphy tools, posture, basic strokes and the formation of characters will be covered along with lectures on basic calligraphy writing techniques and brushwork.

Preserved Moss Wall Art

Onsite: Sunday, April 13, 9:30 a.m. – 12:30 p.m.

Instructor: Rose Dreisbach

Prerequisites: None

Fee: \$85 member, \$105 non-member

Learn the techniques of working with preserved moss and ferns to craft a vibrant, maintenance-free masterpiece that will bring a touch of greenery to any space. All supplies included.

Kokedama: Japanese Moss Ball Introduction

Onsite: Sunday, April 13, 1-4 p.m.

Instructor: Rose Dreisbach

Prerequisites: None

Fee: \$85 member, \$105 non-member

Discover the ancient Japanese art of Kokedama and create a beautiful moss ball plant display that's both eco-friendly and unique. This class blends creativity with horticulture to help you craft your own personalized piece of plant art. All supplies included.

Cyanotype for Beginners

Onsite: Thursday, May 22, 5-7 p.m.

Instructor: Hannah Craft

Prerequisites: None

Fee: \$55 member, \$60 non-member

Dive into the enchanting world of cyanotypes in this immersive art class. Known for its striking blue tones and unique printmaking process, cyanotype is a photographic technique that utilizes sunlight to create stunning images. In this hands-on workshop, you'll learn the fundamentals of this historic method while experimenting with natural materials and found objects to create your own beautiful prints.

DIY Kaleidoscopes

Onsite: Friday, June 27, 5-7 p.m.

Instructor: Hannah Craft

Prerequisites: None

Fee: \$55 member, \$60 non-member

Design and build your very own kaleidoscope! This class invites you to explore the fascinating world of light, color and pattern as well as the art and science behind kaleidoscopes. Gather materials from the Gardens, experiment with various designs and discover how to create mesmerizing patterns to make a kaleidoscope that reflects your own creative vision.

EXHIBITION-RELATED CLASSES

Seed Packet Design

Onsite: Wednesday, April 16, 23, 30, 1-4 p.m.

Instructor: Lori Ann Levy-Holm

Prerequisites: **P 1** or equivalent experience

Fee: \$190 member, \$225 non-member

Learn to create botanical artwork for use on seed packets. Start by viewing the exhibition *Seeds of Inspiration: Botanical Interests* on view in the Bonfils-Stanton gallery. Next, visit the Helen Fowler Library to view the seed catalog collection. Finally, design your own illustration for use on a seed packet with a plant subject and media of your choosing.

Impressionism-Inspired Painting in the Gardens

Onsite: June 21, July 26, August 3, September 7, 9:30 a.m. – 12:30 p.m.

Instructor: Lori Ann Levy-Holm

Prerequisites: None | **Fee:** \$50 member, \$60 non-member

Take inspiration from the exhibition *Blue Grass: Green Skies*, then head outside to paint en plein air. Learn beginning watercolor tips to help you translate the light, shadow and lush surroundings of the Monet Pool into your own Impressionist masterpiece. All skill levels welcomed. Some supplies included. Register for one or all.



George Bellows, *The Coming Storm*, oil on canvas, 1916. Los Angeles County Museum of Art. Mr. and Mrs. William Preston Harris Collection.

BOTANICAL ILLUSTRATION PROGRAM

WHY STUDY BOTANICAL ILLUSTRATION?

In the age of artificial intelligence, computer animation and digital photography, the meticulous art of botanical illustration may seem old-fashioned, yet the medium is a vital bridge between art and science. Botanical illustrations can provide valuable scientific information for plant identification, pollinator relationships, dissect complex structures and show different angles of plants. Join us as we commit to honoring and preserving the rich history of scientific illustration and have some fun along the way.

SBAI Town Hall

Online: Wednesday, January 15, 6-7 p.m. | **Instructor:** SBAI Staff

Open to: Current or curious botanical illustration students | **Fee:** Free with registration

The School of Botanical Art and Illustration has undergone many changes. Tune into this online session to meet the staff, hear about current offerings and learn what's new for the 2025 course schedules and certificate program. All current students and anyone curious about the program are encouraged to attend. Time will be given for questions, and an elective credit will be offered!



Lori Ann Levy-Holm, *Cherry Brandy Black-eyed Susan*, watercolor, 2024

Botanical Illustration for Beginners

Online: Sunday, January 26 & February 2, 1-4 p.m.

Onsite: Sunday, April 27 & May 4, 1-4 p.m.

Instructor: Lori Ann Levy-Holm

Prerequisites: None | **Fee:** \$100 member, \$120 non-member

Start your botanical illustration journey here! This class is a window into the methods and materials used in botanical illustration. Students receive a brief overview of the history and techniques used to create precise renderings with scientific value. Take a flower apart and look closely to learn multi-sensory, basic botany. Simple drawing exercises will use graphite, colored pencil, watercolor and micron pens. No art experience required.

Feedback Sessions

Online: Thursday, March 6, 5-7 p.m. | **Instructor:** Alex Boersma

Onsite: Friday, June 20, 1-3 p.m. | **Instructor:** Lori Ann Levy-Holm

Open to: Current botanical illustration students

Fee: \$25 member, \$30 non-member

These feedback sessions offer one-on-one time with our botanical illustration instructors. Bring a few works in progress to show or questions about specific art media in this casual group critique setting.

Open Studio Time: Botanical Illustration

Onsite: January 31, February 14, March 14, April 17, May 22, 9:30 a.m. – 3 p.m.

Open to: Current or previous students

Fee: Free for members, \$10 non-member

Need space to spread out and work outside of class time? Bring your supplies and works in progress for some uninterrupted studio time. No instructor will be present. Please register at least 24 hours in advance. Scanning available by advance request.

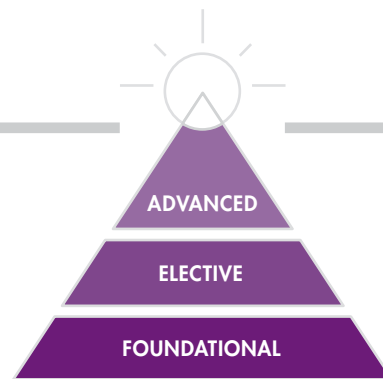
Open Studio Time: Printmaking

Onsite: January 31, February 14, March 14, April 17, May 22, 9:30 a.m. – 3 p.m.

Open to: Current or previous printmaking students

Fee: \$10 member, \$12 non-member

Come use the printing press in this unstructured open studio time. A classroom monitor will be present in the room to assist with the press as needed. Some materials provided; only water soluble inks are allowed. Please register at least 24 hours in advance.




PATHWAYS & REQUIREMENTS

Courses may be taken in any order, provided all prerequisites have been met. Be sure to complete Elective hours, which can include lectures, along your way to the top!

FOUNDATIONAL COURSES

	COURSE COMPLETION	FOUNDATIONAL CERTIFICATE
REQUIREMENTS	Complete all Foundational courses and Elective hours	Complete all Foundational courses, additional Elective hours and submit portfolio for review and approval
REQUIRED COURSES	11 (all Foundational courses)	12 (all Foundational courses plus Portfolio Preparation)
REQUIRED ELECTIVE HOURS	20	40 (cumulative)
COURSES		PREREQUISITES
P 1 Drawing in Pencil 1		None
BOT Botany for the Botanical Illustrator		None
ICT Introduction to Color Theory		None
CLCP Color Layering for Colored Pencil		None
CMWC Color Mixing in Watercolor		None
LOF Light on Form		P 1
COMP Composition for Botanical Illustration		P 1
PERS Introduction to Perspective		P 1 LOF
P&I 1 Pen and Ink 1		P 1
CP 1 Colored Pencil 1		P 1 CLCP
WC 1 Watercolor 1		P 1 CMWC

ADVANCED COURSES

	COURSE COMPLETION	ADVANCED CERTIFICATE
REQUIREMENTS	Complete all Foundational and Advanced courses as well as Elective hours	Complete all Foundational and Advanced courses, additional Elective hours and submit portfolio for review and approval
REQUIRED COURSES	16 (all Foundational courses plus 4 Advanced courses)	17 (all Foundational and Advanced courses plus Portfolio Preparation)
REQUIRED ELECTIVE HOURS	80 (cumulative)	120 (cumulative)
COURSES		PREREQUISITES
CP 2 Colored Pencil 2		P 1 BOT LOF CLCP CP 1 COMP PERS
P 2 Drawing in Pencil 2		P 1 BOT LOF COMP PERS
P&I 2 Pen and Ink 2		P 1 BOT LOF P&I 1 COMP PERS
WC 2 Watercolor 2		P 1 BOT LOF CMWC WC 1 COMP PERS
 Portfolio Preparation		All coursework must be in progress or completed



FOUNDATIONAL COURSES

These core courses are required if working toward Botanical Illustration Completion or Certificate but are also open to anyone wishing to cultivate artistic knowledge and skills. See page 4 for more information about prerequisites.

Drawing in Pencil 1

Online: Tuesday, January 21, 28, February 4, 11, 18, 5-8 p.m.

Instructor: Alex Boersma

Onsite: Thursday, February 20, 27, March 6, 13, 20, 1-4 p.m.

Instructor: Michael Campbell

Online: Wednesday, April 2, 9, 16, 23, 30, 5-8 p.m.

Instructor: Alex Boersma

Onsite: Saturday, April 12, 19, 26, May 3, 9:30 a.m. – 2 p.m.

Instructor: Michael Campbell

Prerequisites: None | **Fee:** \$330 member, \$395 non-member

Beginning with an overview of the specific elements of botanical illustration, learn the skills of careful observation for life-like drawings in graphite pencil. The concepts of line, shading and perspective are introduced. Step-by-step, build upon techniques to render accurate form, texture and detail, and emerge from this class with the tools you need to draw any subject.

Botany for the Botanical Illustrator

Online: Monday, February 24, March 3, 10, 17, 24, 31, 5-7:30 p.m.

Instructor: Melissa Islam, Ph.D.

Prerequisites: None | **Fee:** \$330 member, \$395 non-member

Your botanical art improves when you understand the science of your subjects. This basic botany class is designed specifically for artists to better understand the plant world. Take a close look at plant forms and learn to recognize botanical details to make your drawings more scientifically accurate and realistic.

Introduction to Color Theory

Online: Wednesday, January 29, February 5, 12, 19, 26, 5-8 p.m.

Instructor: Lori Ann Levy-Holm

Onsite: Saturday, April 5, 12, 19, 9:30 a.m. – 3 p.m.

Instructor: Lori Ann Levy-Holm

Prerequisites: None | **Fee:** \$330 member, \$395 non-member

Designed to build your perceptual and conceptual color skills and vocabulary, this course prepares students to analyze color systems and how they affect hue, value, saturation – even psychology. Color-aid® paper and gouache paint are used to complete experimentations and observations with daily exercises in a color-journal.

Color Layering for Colored Pencils

Online: Friday, January 24, 31, February 14, 1-4 p.m.

Instructor: Michael Campbell

Onsite: Monday, April 7, 14, 28, 5-8 p.m.

Instructor: Charlotte Ricker

Prerequisites: None | **Fee:** \$190 member, \$225 non-member

Colored pencil presents a special challenge: mixing color directly on your drawing. Develop your own color reference sheets to speed color selection and application for future colored pencil drawings. The new, shortened class structure will allow students to progress quickly and be ready for Colored Pencil 1.

Color Mixing in Watercolor

Online: Tuesday, January 21, 28, February 11, 1-4 p.m.

Instructor: Alex Boersma

Online: Thursday, April 3, 10, 24, 5-8 p.m.

Instructor: Stephanie Oliver

Prerequisites: None | **Fee:** \$190 member, \$225 non-member

Learn about paint properties and choosing pigments to build a system to consistently combine colors and eliminate frustrating trial-and-error. Exercises, demonstrations and discussion illuminate how to achieve the broadest possible spectrum so you can mix colors to accurately represent nature. The new, shortened class structure will allow students to progress quickly and be ready for Watercolor 1.

Light on Form

Online: Tuesday, March 11, 18, 25, April 1, 8, 1-4 p.m.

Instructor: Marjorie Leggitt

Online: Thursday, May 1, 8, 22, 29, June 5, 9:30 a.m. – 12:30 p.m.

Instructor: Alex Boersma

Prerequisites: **P 1** | **Fee:** \$330 member, \$395 non-member

The secret to portraying light and shadow on your subjects lies in understanding the science of lighting as it applies to different three-dimensional forms. Beginning with basic geometric shapes, refine your skills to illustrate the lighting and volume of any subject. This class uses graphite pencil, but the principles apply to all other media.

Composition for Botanical Illustration

Online: Thursday, March 6, 13, 20, 27, April 3, 5-8 p.m.

Instructor: Charlotte Ricker

Onsite: Wednesday, April 16, 23, 30, May 7 & 14, 9:30 a.m. – 12:30 p.m.

Instructor: Lori Ann Levy-Holm

Prerequisites: **P 1** | **Fee:** \$330 member, \$395 non-member

The difference between a pleasant picture and an amazing work of art is often the composition. This course begins with a study of how to use compositional elements and principles in your botanical illustrations. Create your own thumbnail compositions and develop more dynamic arrangements to enhance future illustrations.



BOTANICAL ILLUSTRATION PROGRAM

Introduction to Perspective

Online: Thursday, January 9, 16, 23, 30, February 6, 5-8 p.m.

Instructor: Marjorie Leggitt

Onsite: Friday, April 4, 11, 18, 25, May 2, 1-4 p.m.

Instructor: Charlotte Ricker

Prerequisites: **P 1** **LOF** | **Fee:** \$330 member, \$395 non-member

Even experienced illustrators sometimes struggle with foreshortening and demonstrating depth. Closely observe botanical subjects that demonstrate each aspect of perspective to learn techniques for seeing and depicting depth accurately. Gain confidence in your drafting skills and improve your future drawings. This class uses only graphite pencil, but the principles apply to all media.

Colored Pencil 1

Online: Monday, March 3, 10, 17, 24, 31, 5-8 p.m.

Instructor: Charlotte Ricker

Onsite: Wednesday, May 21, 28, (skip June 4), June 11, 18, 25, 1-4 p.m.

Instructor: Michael Campbell

Prerequisites: **P 1** **CLCP** | **Fee:** \$330 member, \$395 non-member

Colored pencils are a versatile, affordable and portable medium perfect for sketching on-location, as well as producing stunning illustrations in the studio. Through instruction, demonstration and practice on small studies of botanical subjects, learn more advanced techniques of layering, building and burnishing color.

Pen and Ink 1

Online: Thursday, January 9, 16, 23, 30, February 6, 1-4 p.m.

Instructor: Marjorie Leggitt

Online: Tuesday, March 11, 18, 25, April 1, 8, 5-8 p.m.

Instructor: Marjorie Leggitt

Prerequisites: **P 1** | **Fee:** \$330 member, \$395 non-member

To create line, form and texture in gradations of black and white, practice this traditional illustration medium with a variety of pens. Expand your drawing repertoire through step-by-step instruction, demonstration and practice so that expressive line and stipple become part of your foundational artistic vocabulary and toolkit for accurate, skillful botanical illustration.

Watercolor 1

Online: Monday, February 17, 24, Mar 3, 10, 17, 1-4 p.m.

Instructor: Lori Ann Levy-Holm

Online: Thursday, May 1, 8, (skip May 15), 22, 29, June 5, 1-4 p.m.

Instructor: Alex Boersma

Prerequisites: **P 1** **CMWC** | **Fee:** \$330 member, \$395 non-member

Drawing skills and color mixing experience are combined to further explore watercolor paint. From flat and graded washes, to highlights and drybrush detail, discover the delight of putting brush and pigment to paper for transparent watercolor. Demonstrations and practical exercises show you how to build washes for depth of tone and shading, and how to create soft and hard edges.



ADVANCED COURSES

These core courses are required for Advanced Completion and Advanced Certificate but are also open to experienced artists wishing to deepen their knowledge and skills handling artistic media. See page 4 for more information about prerequisites.

Colored Pencil 2

Online: Monday, May 5, 12, 19, (skip May 26), June 2, 9, 1-4 p.m. | **Instructor:** Charlotte Ricker

Prerequisites: **P 1** **BOT** **LOF** **COMP**
PERS **CLCP** **CP 1**

Fee: \$330 member, \$395 non-member

Develop more advanced color pencil skills and gradually learn to create a layered drawing by experimenting with different surfaces and solvents for blending and shading. Practice techniques to create texture, detail, atmospheric perspective and depth to enhance your subject and make your drawings really pop.

Drawing in Pencil 2

Online: Wednesday, March 5, 12, 19, 26, April 2, 5-8 p.m. | **Instructor:** Michael Campbell

Prerequisites: **P 1** **BOT** **LOF** **COMP**
PERS

Fee: \$330 member, \$395 non-member

Expand on the skills from Drawing in Pencil 1 to reinforce and refine your knowledge of graphite pencil. Build upon what you already know to master techniques for shading, texture and perspective. Group instruction and individual attention are tailored to help you complete a botanical plate.

Pen and Ink 2

Online: Monday, January 27, February 3, 10, 17, 24, 5-8 p.m. | **Instructor:** Alex Boersma

Prerequisites: **P 1** **BOT** **LOF** **COMP**
PERS **P&I 1**

Fee: \$330 member, \$395 non-member

Explore the limitless world of value, saturation and texture to create dramatic black-and-white illustrations. Learn advanced techniques to make strokes that mimic the fuzz on ferns, the down on milkweed pods or the mottled colors of a variegated begonia.

Watercolor 2

Online: Monday, May 5, 12, 19, (skip May 26), June 2, 9, 5-8 p.m. | **Instructor:** Charlotte Ricker

Prerequisites: **P 1** **BOT** **LOF** **COMP**
PERS **CMWC** **WC 1**

Fee: \$330 member, \$395 non-member

This class brings it all together for watercolor: layering, shading, brush techniques, broad washes and building form. Draw from a live specimen to complete a finished botanical plate in this traditional medium. Discover colors that enhance perspective and depth, and gain confidence as you learn to implement final details and learn invaluable techniques to fix those inevitable "mistakes."



Carol Woodin, Sour Cherries, watercolor on vellum, 2020



Julia Trickey, Hairs, Spine, and Spikes, watercolor



SPECIAL GUEST INSTRUCTORS

JULIA TRICKEY

Hairs, Thorns, and Prickles in Watercolor

Online: Saturday, February 15, 9 a.m. – noon | **Instructor:** Julia Trickey

Prerequisites: Some watercolor experience recommended | **Fee:** \$65 member, \$85 non-member
Through a series of drawing and painting exercises, this online class will help you understand, observe and depict fine details seen on botanical subjects with accuracy and confidence.



CAROL WOODIN

New York-based botanical artist, author and exhibition director Carol Woodin brings her 30 years of illustration expertise to Denver for two workshops.

Painting on Vellum

Onsite: Thursday, April 3, 9:30 a.m. – 12:30 p.m.

Instructor: Carol Woodin

Prerequisites: None

Fee: \$95 member, \$105 non-member
Vellum, made from animal skin, is used by botanical illustrators to create luscious, velvet-like paintings. Learn how to use the special characteristics of vellum to avoid the most common mistakes. A small piece of vellum will be provided for exercises and practice.

Early Alpine Flora in Watercolor

Onsite: Thursday April 3, 1:30-4:30 p.m., Friday and Saturday, April 4 and 5, 9:30 a.m. – 3 p.m.

Instructor: Carol Woodin

Prerequisites: Watercolor experience required

Fee: \$370 member, \$440 non-member
Working from emerging alpine flora of early spring, create a fully realized painting on vellum. Students will learn the special characteristics of working with vellum, including how to build and manage transparent layers. Also covered will be selection and care for vellum, and repairing mistakes.



JARNIE GODWIN

Watercolor Techniques: Wet Into Damp

Online: Saturday, June 7, 9 a.m. – noon | **Instructor:** Jarnie Godwin

Prerequisites: Watercolor experience recommended | **Fee:** \$65 member, \$85 non-member

Understand how the wet into damp technique can be used for different effects in botanical watercolor. This short workshop with UK-based botanical watercolorist Jarnie Godwin will include practice time while you complete a small study.



ELECTIVE COURSES

Explore new techniques, subjects and media and take your practice to the next level. These courses and workshops are open to all artists. Course fees do not include materials unless otherwise noted. See page 4 for more information about prerequisites.

Mixing Watercolor Pencils with Colored Pencils

Online: Wednesday, January 15, 22, 29, 1-4 p.m.

Instructor: Clair Gaston

Prerequisites: **P 1** or equivalent experience

Fee: \$190 member, \$225 non-member

Learn to layer water soluble pencils with standard colored pencils. The watercolor pencils give coverage, color saturation and depth while the colored pencils are great for fine detail and realism.

Mixed Media on Toned Paper

Onsite: Thursday, February 20, 27, March 6, 13, 20, 9:30 a.m. – 12:30 p.m.

Instructor: Michael Campbell

Prerequisites: **P 1** or equivalent experience

Fee: \$330 member, \$395 non-member

Experiment with mixing graphite and various drawing media on toned papers. Learn how to start with the middle ground, then add darks and lights with a variety of media to create dramatic effects in your drawings.

Expressive Nature Drawing

Onsite: Friday, February 21, 28, March 7, 9:30 a.m. – 12:30 p.m.

Instructor: Deb Rosenbaum

Prerequisites: **P 1** or equivalent experience

Fee: \$200 member, \$235 non-member

Explore various drawing approaches and techniques including gesture, contour and shape-based abstraction. Using a variety of drawing tools including charcoal and graphite, experiment with different mark making techniques to create loose drawings that will strengthen your visual perception and enhance your creative drawing practice.

Botany Spotlight: Fern Fever!

Online: Tuesday, February 25, 5-8 p.m.

Instructor: Melissa Islam, Ph.D.

Prerequisites: None

Fee: \$55 member, \$75 non-member

Once the primary food of herbivorous sauropods, ferns dominated landscapes before the rise of the flowering plants. Learn about the botanical attributes and diversity of ferns, which likely led to the Victorian's pteridomania, or fern fever!

Artist's Skills: Digitizing Your Artwork

Online: Saturday, March 1, 10 a.m. – 1 p.m.

Instructor: Alex Boersma

Prerequisites: None

Fee: \$55 member, \$75 non-member

Learn how to digitize your artworks using a standard household scanner and how to tidy up your files in Photoshop so that they're ready to turn into prints or use online. No Photoshop experience required. Students need access to Adobe Photoshop and a scanner for this online course.



Cacti and Succulents in Mixed Media

Online: Monday, March 3, 10, 17, 24, 31, 1-4 p.m.

Instructor: Charlotte Ricker

Prerequisites: **P 1**

Fee: \$330 member, \$395 non-member

Cacti and succulents are resilient plants that thrive in harsh conditions. Learn mixed media techniques using watercolor and gouache to establish vibrant colors and build form. Add colored pencil, graphite and ink to capture little details such as cactus spines and fine hairs, and practice techniques for describing the glaucous coating on the cactus pads and leaf-like bracts of succulents.

Fantastical Still Life in Gouache

Onsite: Friday, April 11, 18, 25, May 2, 9, 1-4 p.m.

Instructor: Sarah Pedry

Prerequisites: Painting experience recommended

Fee: \$330 member, \$395 non-member

Play with the fantastically "unstill" side of still life painting incorporating unique perspectives, abstracted forms, and a touch of fantasy. Taking inspiration from the whimsical artwork of British painter Mary Fedden, push your powers of observation while practicing gouache painting skills. Experience with gouache is helpful, but not required.

Floral Portraits in Mixed Media

Online: Tuesday, April 22, 29, May 6, 13, 20, 5-8 p.m.

Instructor: Sarah Pedry

Prerequisites: **P 1** or equivalent experience

Fee: \$330 member, \$395 non-member

Create unique flower portraits that recall memories of beloved people and places. Incorporating the language of flowers, learn to use herbarium sheets to make simple drawings or tracings of flowers, and enhance them with mixed media and collage.

Animals in Ink and Watercolor

Online: Tuesday, May 6, 13, 20, 27, June 3, 5-8 p.m.

Instructor: Alex Boersma

Prerequisites: Previous animal drawing class or equivalent

Fee: \$330 member, \$395 non-member

Learn how to draw animals using pen and ink or micron pens and discuss how to use photo references while respecting the copyright of the photographers. Each class discusses animal anatomy before diving into how to render complex textures such as fur and feathers.

BOTANICAL ILLUSTRATION PROGRAM

Photographing Your Artwork and Specimens

Onsite: Friday, May 16, 9:30 a.m. – 12:30 p.m.

Instructor: Scott Dressel-Martin

Prerequisites: None

Fee: \$55 member, \$75 non-member

A good photograph makes all the difference! Whether documenting a plant specimen to use as reference, or photographing finished artwork to post on social media, your photos should be accurate and well executed. In this short workshop, Gardens' photographer Scott Dressel-Martin will discuss lighting, camera and phone controls, composition, equipment needed and other tips and tricks for taking accurate photographs. Bring your phone or preferred camera to follow along.

Abstracting the Japanese Garden in Acrylic

Onsite: Friday, May 16, 23, 30, June 6, 1-4 p.m.

Instructor: Christian Dore

Prerequisites: **P 1** or equivalent experience

Fee: \$275 member, \$325 non-member

Explore the serene Japanese Garden and learn to break apart the complexity of this lush environment using simple shapes and forms. Start with guided sketching and painting outside, then head into the classroom to further develop your painting using layers of acrylic paint. Leave with a finished abstracted painting inspired by the Gardens.

Expanding Composition in Mixed Media

Onsite: Wednesday, May 21, 28, (skip June 4), June 11, 18, 25, 9:30 a.m. – 12:30 p.m.

Instructor: Michael Campbell

Prerequisites: **P 1** or equivalent experience

Fee: \$330 member, \$395 non-member

Looking at works by contemporary botanical illustrators for inspiration, create an expanding and evolving composition by adding individual drawings each week. Discussions will include placement, layering and use of various materials. Artists can select their own subject matter, media and paper.

Garden-inspired Murals

Onsite: Sunday, June 1 & 8, 9:30 a.m. – 3 p.m.

Instructor: Catie Michel

Prerequisites: **P 1** or equivalent experience

Fee: \$200 member, \$235 non-member

Explore the essential steps of mural creation, from concept development to final execution in this two-day fast-paced class. Learn about site analysis, composition, proper materials, scaling up and how to paint your own mural. Start by sketching in the Gardens then create your own small scale mural panel to incorporate what you've learned. Some materials included.

Illustrating from Photos

Online: Monday, June 2, 9, 16, 23, 30, 9:30 a.m. – 12:30 p.m.

Instructor: Marjorie Leggitt

Prerequisites: **P 1** | **PERS** **LOF** recommended

Fee: \$330 member, \$395 non-member

Sometimes artists must create artwork based solely on photographic sources. Learn how to locate reliable resources, create your own composite from multiple images, alter visual information with accuracy and create a fresh illustration without infringing copyrights. Students may select their own subject and media.

Irises in Transparent Acrylics

Online: Monday, June 2, 9, 16, 23, 30, 1-4 p.m.

Instructor: Marjorie Leggitt

Prerequisites: **P 1** **CMWC** **PERS** and the Level 1 class for your choice of media required

Fee: \$330 member, \$395 non-member

Denver is abloom with dazzling irises in early summer! Tackle these challenging flowers with transparent acrylics. Step-by-step instruction, demos and exercises reveal the damp-on-damp painting process using luminous washes.

Sketching Live Raptors

Onsite: Friday, June 6, 10 a.m. – 1 p.m.

Instructor: Michael Campbell

Prerequisites: **P 1** or equivalent experience

Fee: \$55 member, \$75 non-member

Get up close and personal with magnificent birds during Denver Botanic Gardens' annual Raptor Day and hone your observational drawing skills. Start the session with an overview of the birds from Raptor Education Foundation handlers, then progress through a series of exercises before beginning work on a larger drawing. This unique experience is not to be missed!

Poppies in Pastel

Onsite: Saturday, June 7 and 14, 9:30 a.m. – 3 p.m.

Instructor: Charlotte Ricker

Prerequisites: **P 1** or equivalent experience

Fee: \$200 member, \$235 non-member

Using a loose, expressive approach, focus on capturing the essence of poppy flowers in bloom at the Gardens by studying how light falls upon and passes through the petals. Learn various techniques for layering and building saturated colors while capturing the luminous, translucent qualities of the petals using this malleable medium.



Christian Dore, *A Stroll through Red Rocks*, acrylic, 2024



ABOUT THE SCHOOL OF BOTANICAL ART & ILLUSTRATION

All classes take place in the Mountain Time Zone (MT). We do not record our online classes, however some lecture programs are recorded. Courses are geared toward people 17 and older. Visit our [FAQ page](#) for answers to common questions.

CANCELLATIONS AND REFUNDS

Cancellations by students up to one week prior to class start are subject to a 15% cancellation fee. Class fees are non-refundable for cancellations seven days or less before class start date.

Become a [Denver Botanic Gardens member](#) to receive a discount on course fees. If you are already a member, please check that your email and mailing address are current before registering.

Registrations are not refunded for inclement weather or other extenuating circumstances. When possible, classes may shift to meet online, and this will be communicated via email.

To make changes to your registration, please contact the Gardens' Resource Center during business hours at info@botanicgardens.org or 720-865-3500.

ACCESSIBILITY


Language interpreters may be available upon request. Please inquire about specific accommodations by emailing sbai@botanicgardens.org.

SCHOLARSHIP PROGRAM

With ongoing support from Botanical Interests, the SBAI scholarship program offers tuition for courses in botanical illustration. Denver Botanic Gardens' core values guide our work and support our community: Transformation, Relevance, Diversity and Sustainability. To realize these values, the Gardens seeks to support and engage diverse perspectives. Applicants who identify as being from a marginalized community are strongly encouraged to apply. Visit our website for upcoming application deadlines.

PRIVATE BOTANICAL ILLUSTRATION WORKSHOPS

Looking for an inspiring, educational and fun way to connect with friends or colleagues? Join us at the Gardens or at your workplace for an introductory workshop in botanical illustration. Open to adult groups sized 8-25 people, this tailored experience includes a basic botany lesson and introductory drawing activities. All materials supplied. Reach out to sbai@botanicgardens.org for information and pricing. Language interpreters available upon request.



1085 York Street, Denver, Colorado 80206
botanicgardens.org



REGISTER TODAY
720-865-3500

