

SCHOOL OF
BOTANICAL ART & ILLUSTRATION



AT DENVER BOTANIC GARDENS

COURSE
CATALOG

SESSION 1 | 2024



COURSE CATALOG

SESSION 1 | 2024

SCHOOL OF BOTANICAL ART & ILLUSTRATION



AT DENVER BOTANIC GARDENS

SIGN UP FOR OUR
E-NEWSLETTER




[qr.botanicgardens.org/
enewsletters](https://qr.botanicgardens.org/enewsletters)

FOR QUESTIONS AND
CONSULTATION
720-865-3670
SBAI@botanicgardens.org

FOR INFORMATION ABOUT
REGISTRATION
720-865-3500
info@botanicgardens.org

VISIT OUR WEBSITE
botanicgardens.org

VISIT OUR FACEBOOK PAGE
 [facebook.com/
SchoolOfBotanical
ArtAndIllustration](https://facebook.com/SchoolOfBotanicalArtAndIllustration)

Cover artwork: Shiere Melin, *Phalaneopsis*,
watercolor, 2021.

CONTENTS

Registration and General Information	1
Opportunities to Engage & Connect	2-3
Art Exploration Classes	4-11
Botanical Illustration Certificate Program	
Overview	12-13
Courses	14-25
Instructors	26-29
Exhibitions and Tours	30

YOU ARE WELCOME HERE

Denver Botanic Gardens' Freyer – Newman Center is a physical manifestation celebrating the fusion of science and art. The Center houses a circulating library, auditorium, art galleries, herbaria, classrooms and the School of Botanical Art & Illustration. Here, science and art unite to document human relationships with our environment.

This session, the School of Botanical Art & Illustration offers more than 200 art programs open to seasoned artists and aspiring creatives. Art Exploration classes inspire you to try diverse art media. Classes in the Certificate of Botanical Illustration program are open to all, even if you are not pursuing a certificate. Finally, Engage and Connect programs offer free or low-cost opportunities to explore creativity at the Gardens. We have something for everyone and look forward to learning with you.



Brittany Hass

REGISTRATION AND GENERAL INFORMATION

Registration opens online at 10 a.m. MT on Friday, November 17, 2023.

All class times, onsite and online, take place in the Mountain Time Zone (MT). All classes are held synchronously, and we do not record our online classes.

Before You Register

Courses are geared toward people 17 and older. Certain classes in our Certificate of Botanical Illustration program may have prerequisites. Please read the course descriptions for details. If you have questions, check our [FAQ page](#) or reach out to SBAI@botanicgardens.org.

Become a Gardens [member](#) to receive a discount on course fees. If you are already a member, please check that your email and mailing address are current before registering.

To Register

Register for classes online anytime or call our Resource Center during business hours at 720-865-3500.

Once You Register

A confirmation email will be sent which will include important information about the class or program. To make changes to your registration, please contact the Denver Botanic Gardens Resource Center during business hours at info@botanicgardens.org or 720-865-3500.

Attendance

For Botanical Illustration courses, attendance at the first class is mandatory. Exceptions will be considered on a case-by-case basis. Contact SBAI@botanicgardens.org if you will miss the first class.

Refunds, Withdrawals and Cancellations

- Classes may be cancelled or rescheduled at any time by Denver Botanic Gardens. Enrolled registrants will receive email notice of the cancellation. Refunds or exchanges will be provided by the Gardens and must be processed within two weeks of cancellation notice.
- Cancellations by students up to one week prior to class start are subject to a 15% cancellation fee.
- Class fees are non-refundable for cancellations by students with less than one week's notice.
- Registrations are not refunded for inclement weather or other circumstances. Classes may shift to meet online, and this will be communicated via email as soon as possible.

Accessibility


Please reach out to inquire about specific accommodations by emailing SBAI@botanicgardens.org.

Give the Gift of Creativity

Give the gift of learning with a gift certificate or a gift registration to classes in SBAI. Call our Resource Center during business hours at 720-865-3500 to learn more.


REGISTRATION IS EASY!

Online:



Phone:

720-865-3500



Aisha Asim Imdad

OPPORTUNITIES TO ENGAGE & CONNECT

FOOD FOR THOUGHT

Fee: Free with registration

📺 **ONLINE, from noon – 1 p.m.**

Friday, February 2: Darcy Evans: Interaction Between Storytime and Children's Publishing

Friday, March 1: Meredith Badler, Colorado Business Committee for the Arts

Friday, April 5: Creative Pathways: Design and Build for Art Exhibits

Friday, May 3: Flower Press Studio: How an Instagram Reel Pivoted our Business

Friday, June 7: Tales from the Rocky Mountain Society of Botanical Artists (RMSBA)

Looking for advice to navigate the complex and evolving art world? This online series addresses professional practices and highlights botanical artists, Gardens staff and speakers from the field. During these one-hour Zoom discussions, we'll share information to help our creative community thrive.

Food for Thought lectures are free. Advanced registration is required to receive the Zoom link.

CREATIVE CONVENINGS

Fee: Free with registration

📍 **Onsite, from 5-7 p.m.**
Thursday, February 29

Thursday, April 25
Thursday, June 27

Creatives of all kinds are welcome! We open our botanical illustration classrooms for you to explore, try new mediums and meet creatives of all walks. Local guest artists and community partners lead activities, and an art supply swap allows you to trade gently used art materials.

Scanning services are also available during Creative Convenings for students in the botanical illustration program. If you need two-dimensional artworks digitized, bring up to three pieces and a thumb drive.

Advanced registration is required. BYOB wine and beer are permitted. Please bring valid ID if you plan to consume alcohol.

Sketching in the Galleries

Prerequisites: None **Instructor:** Lori Ann Levy-Holm

Fee: \$15 member | \$18 non-member

📍 **ONSITE, from 1-3 p.m.**
Sunday, February 18
Sunday, March 17

Sunday, April 21
Sunday, May 19
Sunday, June 23

Join us Sunday afternoons in the art galleries of the Freyer – Newman Center to practice your observational skills and learn drawing techniques amid the art. Bring your favorite pencils or colored pencils, paper and an open mind. We provide stools, drawing boards and guidance during your drawing session.

OPPORTUNITIES TO ENGAGE & CONNECT

INTERSECTIONS: CONVERSATIONS ON ART & SCIENCE

These talks by artists, scientists, community members and thought leaders explore a wide range of topics highlighting the junctions of art and science. Lectures are typically 30-45 minutes followed by discussion.

Fee: \$10 member | \$12 non-member

Botanical Gardens Through Glass

📍 **ONLINE: Wednesday, January 10, 6 p.m.**

Hear from 2023 Land Line Artist in Residence Yojiro Imasaka about his time at Denver Botanic Gardens and learn about his choice to use a 19th Century method of photography in today's digital era.

The Story of My Gardens

📍 **ONLINE: Wednesday, February 14, 6 p.m.**

Join 2023 Land Line Artist in Residence Aisha Asim Imdad to learn more about her background, inspiration and artistic processes. In the contemporary world, where more people live in concrete surroundings, her artistically painted gardens recreate and reconstruct imagined islands of spiritual well-being and psychic tranquility that celebrate the beauty of nature.

Laws of Nature

HYBRID (Sturm Family Auditorium and Zoom):
Wednesday, March 13, 6 p.m.

Artist Tanya Marcuse's large-scale photographs evoke awe and wonder for the natural world. Join us as Marcuse discusses her work from two recent projects, "Woven" and "Book of Miracles" with a special focus on the elaborate process to create her photographs. Marcuse's work can be seen in the current exhibition *Laws of Nature* on view through March 31, 2024, in Kemper Gallery at the Freyer—Newman Center.

Shark's Ink: A Colorado Press

HYBRID (Sturm Family Auditorium and Zoom):
Wednesday, March 27, 6 p.m.

Join Dr. Hope Saska acting director and chief curator of the University of Colorado Art Museum to learn about the history and processes behind Shark's Ink, a fine art lithography press directed by Bud Shark in Lyons, Colorado. Over its 46-year history, Shark's Ink has foregrounded collaborative printmaking, working with more than 100 artists from all over the world.



Yojiro Imasaka

Raise Some Heck

HYBRID (Sturm Family Auditorium and Zoom):
Wednesday, May 8, 6 p.m.

He's back! Artist and self-described mad scientist Tyler Thrasher returns to Denver Botanic Gardens to share about recent discoveries in his studio/laboratory and advocacy work. Bring your nerdiest questions – from plant hybridization to Dungeon mastery, creative experimentation to entrepreneurship – and prepare for an evening of wonder and laughs.

Art and the Environment: Navigating a Rapidly Changing World

HYBRID (Sturm Family Auditorium and Zoom):
Wednesday, June 12, 6 p.m.

Artist and Rocky Mountain College of Art and Design professor Regan Rosburg has traveled to ecologically impactful regions of the world for the past 20 years and has become an advocate for artistic voices joining the conversation on climate change, over-consumption and human impact. In this talk, Rosburg weaves together climate change, the Anthropocene, ecopsychology, ceremony and ecological spirituality.

ART EXPLORATION CLASSES

These classes are open to all, regardless of previous art experience. Course fees do not include materials unless otherwise noted.

Sketching in the Conservatory

Prerequisites: None

Fee: \$50 member
\$60 non-member

Instructor:

Anna Kaye

📍 **ONSITE:** Saturday,
January 20,
9:30 a.m. – 12:30 p.m.

Immerse yourself in the brilliant colors, forms and textures of the Boettcher Memorial Tropical Conservatory and find inspiration in *The Tropical Paintings of Manabu Saito* exhibition. Bring your choice of art materials. Stools and drawing boards provided.



Scott Dressel-Martin

Creative Meditation

Prerequisites: None

Fee: \$30 member
\$38 non-member

Instructor:

Quána Madison

📍 **ONLINE:** Friday,
February 9, 1-4 p.m.

Practice arts-based mindfulness, explore an open-ended creative prompt and do a guided meditation in the serenity of the gardens. Previous meditation and/or art experience not required but welcome.



Scott Dressel-Martin



Sarah Pedry

Nature Journaling Classes & Workshops

Prerequisites: None

Instructor: Sarah Pedry

MULTI-WEEK CLASSES

Fee: \$235 member | \$280 non-member

📍 **WINTER ONLINE:** Monday, February 5, 12, 19, 26
& March 4, 1-4 p.m.

📍 **SPRING ONLINE:** Monday, April 22, 29, May 6, 13
& 20, 1-4 p.m.

ONE DAY WORKSHOPS

Fee: \$50 member | \$60 non-member

📍 **WINTER ONSITE:** Sunday, March 10, 1-4 p.m.

📍 **SPRING ONSITE:** Sunday, May 5, 1-4 p.m.

An artist's nature journal documents the beauty of nature in a unique and personal format. Nature journals can be filled with scientific observations, pressed leaves or imaginative drawings and notes. Students receive a set of prompts for nature walks that highlight seasonal themes and encourage intimate connection with nature. Discover what plants and animals are at work in our neighborhoods and capture the seasons by using expressive linework and a changing color palette.

ART EXPLORATION CLASSES



Gustaf Tenggren, illustration from *The Poky Little Puppy* (detail). Story by Janette Sebring Lowrey, published by Golden Press, NY, 1942. Courtesy of the Kerlan Collection, University of Minnesota.

FOCUS ON PICTURE BOOKS SERIES

This is a limited series of classes featuring four deep dives into the world of children's literature, picture books and narrative-based illustration inspired by the exhibition *Golden Legacy: Original Art from 80 Years of Golden Books*, on view in the Freyer – Newman Center October 15, 2023 – February 4, 2024. Each one-day workshop is available either online or onsite at the Gardens and can be taken individually or in sequence as a series.

Instructor: Darcy Evans

Introduction to Picture Book Layout and Design

Prerequisites: None

Fee: \$50 member | \$60 non-member

📺 **ONLINE:** Wednesday, January 17, 5-8 p.m. MT

📍 **ONSITE:** Wednesday, January 17, 5-8 p.m. MT

In this introductory course Darcy Evans teaches you how to use your art to better tell stories by exploring specific techniques in picture book illustration. Learn how to use design as communication, how to think about a whole book layout, composition and various picture book genres. If you have ever considered illustrating for children, this class is for you!

Illustrating Expressive Characters

Prerequisites: None

Fee: \$50 member | \$60 non-member

📺 **ONLINE:** Wednesday, January 24, 5-8 p.m. MT

📍 **ONSITE:** Wednesday, January 24, 5-8 p.m. MT

What makes a picture book memorable? Is it the quirky characters, the lush illustrations or the feelings it evokes? The best picture books do it all!

In this lecture get tips for using layout, colors, style and so much more to create a story with emotional resonance. Learn how to illustrate engaging characters and how to use the whole page to express their story.

Sequenced Illustrations to Build Narrative

Prerequisites: None

Fee: \$50 member | \$60 non-member

📺 **ONLINE:** Wednesday, January 31, 5-8 p.m. MT

📍 **ONSITE:** Wednesday, January 31, 5-8 p.m. MT

Are you interested in storytelling? Or how to use illustrations to tell a tale? This is the perfect class for you! We explore how to use multiple illustrations to create a narrative. Learn how composition effects pacing and plotting, how to build to a page turn, how to use succession and sequencing effectively (and also what those are) and get an introduction to storyboarding. In this class learn how to visually create narrative structure, an essential element in picture book illustration. Please join us for a fun-filled class of visual storytelling.

Illustrating Educational Books for Children

Prerequisites: None

Fee: \$50 member | \$60 non-member

📺 **ONLINE:** Wednesday, February 7, 5-8 p.m. MT

📍 **ONSITE:** Wednesday, February 7, 5-8 p.m. MT

From ABC books to 123s, from fun facts to inspirational biographies, we live in a golden age of children's nonfiction. Join us for a fun class where illustrations can come to life and teach us all a little something.

ART EXPLORATION CLASSES

Basic Encaustic Techniques

Prerequisites: None

Fee: \$225 member
\$265 non-member
(Fee includes all materials)

Instructor: Victoria Eubanks

ONSITE: Sunday & Monday,
February 18 & 19,
10 a.m. – 4 p.m.



Victoria Eubanks

Curious about encaustic? Dive into an ancient, luminous medium—a molten mixture of beeswax, tree sap and pigment. This two-day workshop gives participants an overview of the fascinating process and allows students to experiment with various tools and techniques.

Madhubani: Folk Art from India

Prerequisites: None

Fee: \$110 member
\$130 non-member (Fee includes some materials)

Instructor: Mitra Verma

ONSITE: Friday, February 23,
9:30 a.m. – 3 p.m.



Mitra Verma

Though this artform is centuries old, it maintains its original style and imagery from its native land of Mithila, India. This workshop introduces madhubani to all through a sharing of history, motifs, themes and hands-on demonstrations enabling you to make your own paintings.

Above It All: The Art of Map-making

Prerequisites: Drawing experience recommended

Fee: \$115 member
\$135 non-member (Fee includes some materials)

Instructor: Stephanie Oliver

ONSITE: Saturday, February 24, 9:30 a.m. – 3 p.m.



Stephanie Oliver

Whether you are an artist, adventurer or curiosity seeker, this class offers a unique blend of creativity and cartography. Master the basics of map layout, symbology and legibility as you explore the history and significance of hand-drawn maps. Optional: Bring sketches and collage materials to incorporate into your map, as well as your favorite drawing tools.

MO'PRINT MONTH OF PRINTMAKING

Textural Printing on Ceramic Tile

Prerequisites: None

Fee: \$115 member
\$135 non-member (Fee includes some materials)

Instructor:
Brenda Jones

ONSITE:
Sunday, February 18 & 25, 1-4 p.m.



Brenda Jones

In this unique class, create ceramic tiles inspired by botanical imagery. Start by sketching in the gardens and then carve a linoleum block to be pressed into a clay tile. The tile will be fired before the second session. During the second class, add a variety of finishes such as colored wax and inks to complete your tile. Finally, use the linoleum block to print on paper and fabric.

Exploring Monotype Printmaking

Prerequisites: None

Fee: \$180 member
\$215 non-member
(Fee includes all materials)

Instructor:
Melanie Yazzie

ONSITE: Sunday, March 3, 9:30 a.m. – 3 p.m.



Melanie Yazzie

Don't miss this opportunity to work with internationally known multimedia artist Melanie Yazzie. This workshop guides participants through a printmaking process called monotype that produces one-of-a-kind images. Gelli® plates are used to create richly layered compositions through one or more impressions and countless design variations to tell a personal story. The one-day workshop is intensive, inspiring and uses non-toxic, eco-friendly soy-based inks.

ART EXPLORATION CLASSES

Introduction to Linoleum Printmaking

Prerequisites: None

Fee: \$115 member
\$135 non-member
(Fee includes some materials)

Instructor: Lori Ann Levy-Holm



Lori Ann Levy-Holm

ONSITE: Saturday, March 16, 9:30 a.m. – 3 p.m.


Linoleum printmaking is a fast, easy and satisfying introduction to the world of printmaking. Starting with drawings that can be transferred onto the linoleum, learn to carve with easy-to-use, safe carving tools. Next, try inking techniques and explore ways to create variations in your prints such as adding collage elements. Come away with several prints from a day using a printing press.

Printmaking with Recycled Materials

Prerequisites: None

Fee: \$115 member
\$135 non-member
(Fee includes some materials)

Instructor: Theresa Haberkorn



Theresa Haberkorn

ONSITE: Friday, March 29, 9:30 a.m. – 3 p.m.

Use repurposed grocery packaging to create art! The humble, shelf-stable Tetra Pak® carton holding chicken broth or soy milk on the grocery shelves can be transformed into surprisingly versatile printmaking plates. By cutting or carving them, you are only limited by your imagination in this one-day nontraditional printmaking class inspired by a low-tech, accessible material.

Everything but the Press: Alternative Printmaking

Prerequisites: None

Fee: \$195 member
\$225 non-member
(Fee includes all materials)

Instructor: Victoria Eubanks



Victoria Eubanks

ONSITE: Wednesday & Thursday, April 3 & 4, 9:30 a.m. – 3 p.m.

Printmaking is the art of transferring an image from one surface onto another surface. Explore the transfer process in very loose and experimental ways using simple tools and techniques that yield surprising results. Explore monotypes, collagraphs, gelatin prints, stencils, stamps and even incorporate found objects to create your own prints.

Botanical Gelli® Plate Printing

Prerequisites: None

Fee: \$145 member
\$165 non-member (Fee includes all materials)

Instructor: Victoria Eubanks



Victoria Eubanks

ONSITE: Friday, April 26, 9:30 a.m. – 3 p.m.

This low-tech printmaking process using a gelatin plate is fun, intuitive and immensely satisfying. Create your own prints inspired by the natural world using affordable, accessible materials. The creative possibilities are endless!

Drypoint Intaglio Printmaking

Prerequisites: None

Fee: \$115 member
\$135 non-member (Fee includes some materials)

Instructor: Deb Rosenbaum



Deb Rosenbaum

ONSITE: Saturday, May 18, 9:30 a.m. – 3 p.m.

This form of printmaking is created by drawing with a sharp tool onto plexiglass and is one of the easiest, most accessible printmaking techniques. Create a small drypoint intaglio plate from sketches created in the gardens. Instruction includes a survey of the intaglio process, demonstrations of inking and wiping techniques as well as hand-coloring, collage and use of the etching press.

Botanicals and Pollinators in Woodcut Printing

Prerequisites: None

Fee: \$115 member
\$135 non-member
(Fee includes some materials)

Instructor: Javier Flores



Javier Flores

ONSITE: Friday & Saturday, June 21 & 22, 9:30 a.m. – 3 p.m.

Create your own multicolor woodcut print edition inspired by plants and their pollinators! Learn about this ancient technique and the meditative qualities of carving wood blocks while considering the overall aesthetics of the piece, including variation of line, pattern and shape.

ART EXPLORATION CLASSES

Pysanky: The Art of Ukrainian Egg Painting

Prerequisites: None

Fee: \$70 member
\$80 non-member (Fee includes all materials)

Instructor: Maria Valentina Sheets



Maria Valentina Sheets

ONSITE: Sunday, March 17, 1-4 p.m.

The centuries-old, traditional Ukrainian art form of decorating eggs with highly complex patterns is called pysanky. Lines are drawn with beeswax using special tools, then eggs are dipped into cups of dye. Finally, the wax is melted off to reveal the intricate, colorful designs. In this short workshop, spend the afternoon learning this artform and take home a one-of-a-kind artful egg to celebrate spring.

Sketching Native Flora and Fauna of Wyoming

Prerequisites: None

Fee: \$65 member | \$75 non-member

Instructors: Emma Cleveland & Alissa Ehrenkranz, Teton Botanical Garden

ONLINE: Thursday, April 11 & 18, 6-8 p.m.

Join staff from the Teton Botanical Garden for a glimpse into native plants of the sagebrush steppe and mixed grass prairie, located in our neighboring state of Wyoming. Take a virtual trip to Wyoming and use native wildflowers and animals, along with their environment, as subjects for drawings and watercolor paintings. Learn about the local botany and ecosystem while developing and refining your drawing and watercolor skills.

Springtime Paper Flowers

Prerequisites: None

Fee: \$110 member
\$130 non-member
(Fee includes some materials)

Instructor: Mitra Verma



Mitra Verma

ONSITE: Friday, April 12, 9:30 a.m. – 3 p.m.

Learn the art of creating exquisite paper flowers and assembling them into a beautiful bouquet. Discover paper flower techniques including crafting paper stems, shaping petals and leaves, creating delicate fringe and elegantly cupping blossoms. Perfect for those looking to develop a new creative skill, enhance their artistic repertoire or simply wanting to spend a delightful day crafting at the Gardens.

Photo Collage with Mixed Media

Prerequisites: None

Fee: \$65 member
\$75 non-member (Fee includes some materials)

Instructor: Holly Nordeck



Holly Nordeck

ONSITE: Thursday, April 18, 5-8 p.m.

Explore how your photographs can be used as source imagery and transformed into mixed media collages. Bring your own nature-inspired photographs printed on photo or copy paper, or whatever you have available. Learn cutting, composition and layering techniques, then add mixed media and drawn elements.

Insect Pinning: Jewel Beetle

Prerequisites: None

Fee: \$70 member
\$80 non-member
(Fee includes all materials)

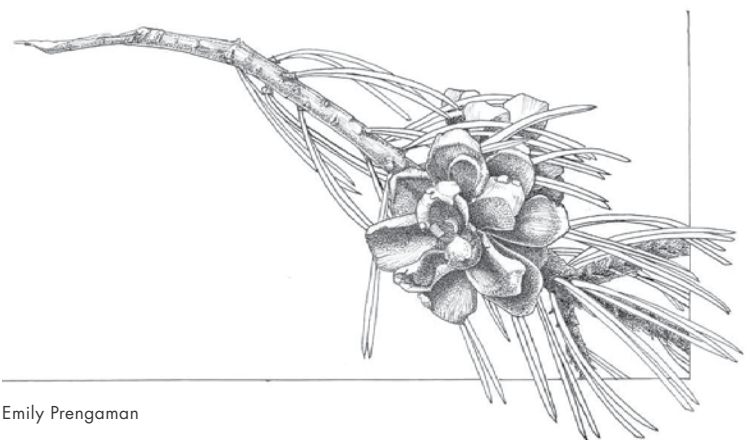
Instructor: Amber Hage-Ali



Amber Hage-Ali

ONSITE: Saturday, April 20, 9:30 a.m. – 12:30 p.m.

In this class that truly combines science and art, learn everything you need to know to mount your own beetle specimen. The class begins with a presentation of the anatomy and ecology of selected specimens. Learn how to rehydrate your specimen to open the wings in a "relaxing chamber." Leave with newfound respect for these arthropods as well as your own unique pinned specimen.



Emily Pengaman

ART EXPLORATION CLASSES

The Art of Floral Preservation

Prerequisites: None

Fee: \$70 member
\$80 non-member
(Fee includes all materials)

Instructor: Amber Hage-Ali

ONSITE: Saturday, April 20,
1-4 p.m.



Amber Hage-Ali

Experience the process of transforming fresh flowers into everlasting works of art and prepare specimens for many types of projects. Discover three different methods of flower preservation – hanging, pressing and using drying agents – and a bit of history about the art form.

Botanical Cyanotypes on Paper and Fabric

Prerequisites: None

Fee: \$115 member
\$135 non-member
(Fee includes some materials)

Instructor: Eileen Roscina

ONSITE: Saturday & Sunday, April 20 & 21,
9:30 a.m. – 12:30 p.m.



Eileen Roscina

The cyanotype process was originally used to print architectural blueprints and to document botanical specimens. The medium, a blend of art and science, is still used by artists to create images by placing objects on prepared surfaces and exposing to light. Add watercolor, ink, embroidery thread and more to create mixed media final artworks.

Make Your Own Field Sketchbook

Prerequisites: None

Fee: \$115 member
\$135 non-member (Fee includes some materials)

Instructor: Rhiannon Alpers

ONSITE: Saturday, May 4, 9:30 a.m. – 3 p.m.

The wonders discovered out in the field need a place to be collected and sorted. As a sidekick to your adventures, a field sketchbook needs to be rugged and practical. This book's design features a lay-flat structure with pages that can handle drawing, notes, collage, a pocket for findings and a bookmark. These features, along with a sewn board binding and your personal details, make the field sketchbook your favorite companion whether in your studio or out in the field.

Weaving Data into Landscapes

Prerequisites: None

Fee: \$115 member
\$135 non-member

Instructor: Tali Weinberg

ONSITE: Sunday, May 5,
9:30 a.m. – 3 p.m.

ONSITE: Monday, May 6,
9:30 a.m. – 3 p.m.



Tali Weinberg

Visit the exhibition *The Space Between Threads: Works by Tali Weinberg* with the artist to gain inspiration and insight into their artistic practice before learning basic loom weaving techniques. This workshop guides participants through the process of representing climate data as small weavings on a hand-held loom. Reflect on weaving as a practice of interpreting and archiving data and processing our relationships to the places we love.

Sumi-e Ink Painting

Prerequisites: None

Fee: \$115 member
\$135 non-member
(Fee includes some materials)

Instructor: Lori Ann Levy-Holm

ONSITE: Friday, May 17,
9:30 a.m. – 3 p.m.



Lori Ann Levy-Holm

Explore the tools, materials and brush skills utilized in the ancient Chinese form of sumi-e painting. Paint plants from life while you experiment with the nuances of this elegant and meditative art form.

Beading Flowers

Prerequisites: None

Fee: \$115 member
\$135 non-member
(Fee includes some materials)

Instructor: Michelle Franco

ONSITE: Sunday, May 19,
9:30 a.m. – 3 p.m.



Reliquar

French beaded flowers are made from stringing beads onto wire, then shaping them into petals and leaves. Challenge your fine motor skills and explore color, form and bending techniques to create elegant flowers that will never wither!



ART EXPLORATION CLASSES

Mixed Media Sculpture: Merging Manufactured and Organic Materials

Prerequisites: None

Fee: \$195 member | \$225 non-member (Fee includes some materials)

Onsite: Thursday & Friday, June 13 & 14, 9:30 a.m. – 3 p.m.

Instructor: Regan Rosburg

We constantly interact with both living and non-living objects, yet rarely consider where they come from, how they influence us or what happens after we no longer use them. Explore found object sculpture in this workshop by combining organic and manufactured materials together in unique ways. Research your materials to develop cultural, historical, symbolic and personal narrative to create dynamic sculptures using the elements and principles of design.



Regan Rosburg

BILINGUAL CLASSES



Adriana Paola Palacios Luna

Introduction to Wool Felting

Prerequisites: None

Fee: \$115 member | \$135 non-member (Fee includes all materials)

ONSITE: Sunday, April 28, 9:30 a.m. – 3 p.m.

Instructor: Adriana Paola Palacios Luna

Join Luna Cultura and explore wet felting and needle felting techniques to create unique, textural artworks. Take inspiration from the gardens and add nature-inspired elements into your final pieces. This class is conducted in English and Spanish.

Introducción a la lana de fieltro

Prerrequisitos: ninguno

Costo: Miembros 115\$
no miembros 135\$ (el costo incluye los materiales)

En persona: domingo 28 de abril, 9:30 – 15:00 h

Instructora: Adriana Paola Palacios Luna

Únase a Luna Cultura y explore las técnicas de fieltro mojado y fieltro picado para crear obras de arte únicas y de ricas texturas. Inspírese en los jardines y agregue elementos inspirados en la naturaleza a su pieza final. Esta clase se llevará a cabo en inglés y español.



Getty Images

Culturally Inspired Fabric Books

Prerequisites: None

Fee: \$115 member | \$135 non-member

ONSITE: Saturday, June 15, 9:30 a.m. – 3 p.m.

Instructor: Adriana Paola Palacios Luna

Join Luna Cultura to make your own fabric book inspired by traditional Mexican art and artists. Take inspiration from the gardens to add nature-inspired elements into your final book. This class is conducted in English and Spanish.

Libros de tela culturalmente inspirados

Prerrequisitos: ninguno

Costo: Miembros 115\$ | no miembros 135\$

En persona: sábado 15 de junio, 9:30 – 15:00 h

Instructora: Adriana Paola Palacios Luna

Únase a Luna Cultura para crear su propio libro de tela inspirado en arte y artistas tradicionales mexicanos. Inspírese en los jardines y agregue elementos inspirados en la naturaleza a su libro final. Esta clase se llevará a cabo en inglés y español.

BOTANICAL ILLUSTRATION PROGRAM OVERVIEW

Take one class or take them all! Classes, workshops and lectures are for anyone interested in scientific illustration.

The School of Botanical Art & Illustration (SBAI) at Denver Botanic Gardens was founded more than 40 years ago and continues to be among the few remaining programs of its kind in the world. The botanical illustration program focuses not only on artistic techniques but also on plants themselves. Courses in botany, visits to our [herbaria](#), [library](#) and opportunities to learn from staff horticulturists and researchers round out the curriculum and provide important context for the practice of botanical illustration. Our highly interactive studio classes, held in the Freyer – Newman Center, have low student-to-instructor ratios and include demonstrations, studio time and feedback in addition to discussions and real-world opportunities for exhibition and publication.

About the Program

The School of Botanical Art & Illustration continues to evolve and respond to feedback from our community. The program now offers two pathways of study: Foundational and Advanced. At either level, students may simply take courses or prepare and submit a portfolio required to graduate with a certificate. While we continue to honor and uphold the rigor and tradition of the former Certificate Program, this new format provides pathways for all students to move through the program in ways that fit into busy lives. Learn more about program requirements, expectations and opportunities [online](#).

Elective Courses and Credit

Elective courses are designed to expose students to new instructors, build experience with new media and increase background knowledge of botanical art. It is strongly recommended that students take relevant elective courses throughout the year. Guest instructor workshops qualify for elective credit. Students who attend Intersections lectures receive one elective credit hour. Students can receive a maximum of 15 credit hours from these lectures. Pre-registration is required. See page 3 for lecture schedule.



Alex Boersma

Completion and Certificate Applications

If pursuing the Foundational or Advanced Certificate, students must also prepare a portfolio for review by a jury of botanical artists, botanists and curators. The portfolio consists of five finished botanical plates (11 x 14 inches), one each in the following media:

- Graphite pencil
- Colored pencil
- Pen and ink
- Watercolor
- Artist's choice (a plate in any media and of any subject taught within the School's curriculum)

Deadline to submit the application and completed portfolio is October 7, 2024.

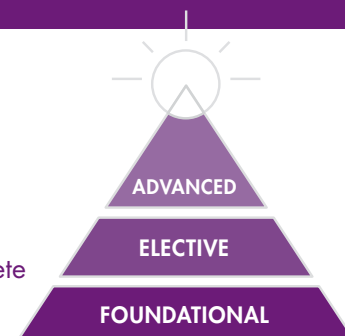
Scholarship Program

With ongoing support from Botanical Interests, the SBAI scholarship program provides tuition for courses in botanical illustration.

Denver Botanic Gardens' core values guide our work and cultivation of our community: **Transformation**, **Relevance**, **Diversity** and **Sustainability**. To realize these values, the Gardens seeks to support and engage diverse perspectives. Applicants who identify as being from a marginalized community are strongly encouraged to [apply](#).

BOTANICAL ILLUSTRATION PATHWAYS & REQUIREMENTS

Courses may be taken in any order, provided all prerequisites have been met. Be sure to complete Elective hours, which can include Intersections lectures, along your way to the top!



FOUNDATIONAL COURSES

	COURSE COMPLETION	FOUNDATIONAL CERTIFICATE
REQUIREMENTS	Complete all Foundational courses and Elective hours	Complete all Foundational courses, additional Elective hours and submit portfolio for review and approval
REQUIRED COURSES	11 (all Foundational courses)	12 (all Foundational courses plus Portfolio Preparation)
REQUIRED ELECTIVE HOURS	20	40 (cumulative)
COURSES		PREREQUISITES
P 1 Drawing in Pencil 1		None
BOT Botany for the Botanical Illustrator		None
ICT Introduction to Color Theory		None
CLCP Color Layering for Colored Pencil		None
CMWC Color Mixing in Watercolor		None
LOF Light on Form		P 1
COMP Composition for Botanical Illustration		P 1 LOF
PERS Introduction to Perspective		P 1 LOF
P&I 1 Pen and Ink 1		P 1
CP 1 Colored Pencil 1		P 1 CLPL
WC 1 Watercolor 1		P 1 CMWC

ADVANCED COURSES

	COURSE COMPLETION	ADVANCED CERTIFICATE
REQUIREMENTS	Complete all Foundational and Advanced courses as well as Elective hours	Complete all Foundational and Advanced courses, additional Elective hours and submit portfolio for review and approval
REQUIRED COURSES	16 (all Foundational courses plus 4 Advanced courses)	17 (all Foundational and Advanced courses plus Portfolio Preparation (offered annually during Session 2))
REQUIRED ELECTIVE HOURS	80 (cumulative)	120 (cumulative)
COURSES		PREREQUISITES
CP 2 Colored Pencil 2		P 1 BOT LOF CLPL CP 1 COMP PERS
P 2 Drawing in Pencil 2		P 1 BOT LOF COMP PERS
P&I 2 Pen and Ink 2		P 1 BOT LOF P&I 1 COMP PERS
WC 2 Watercolor 2		P 1 BOT LOF CMWC WC 1 COMP PERS

BOTANICAL ILLUSTRATION COURSES

The core certificate curriculum consists of a comprehensive series of foundational classes. These courses and workshops are open to all artists; class prerequisites apply only to students pursuing a botanical illustration certificate. Course fees do not include materials.

INTRODUCTORY COURSES

Introduction to Botanical Illustration

Prerequisites: None

Fee: \$315 member | \$375 non-member

📍 **ONLINE:** Monday, January 22, 29, February 5, 12 & 19, 5-8 p.m.

Instructor: Michael Campbell



Renee Jorgensen

📍 **ONLINE:** Thursday, March 7, 14, 21, 28 & April 4, 9:30 a.m. – 12:30 p.m. **Instructor:** Renee Jorgensen

📍 **ONSITE:** Wednesday, April 3, 10, 17, 24 & May 1, 1-4 p.m.

Instructor: Michael Campbell

Start at the beginning. If you are pulling from distant memory or drawing for the very first time, this gently paced course is for you. Through carefully explained demonstrations, simple exercises and helpful critiques, learn step-by-step observational drawing skills.

This course is an elective and is open to everyone. If you are already confident in your drawing ability and working toward your botanical illustration certificate, please proceed directly to Drawing in Pencil 1.

Open Studio Time

Prerequisites: Participation in Botanical Illustration Certificate Program

Fee: Free with registration

📍 **ONSITE:** Friday, January 19, 9:30 a.m. – 4 p.m.

📍 **ONSITE:** Friday, February 16, 9:30 a.m. – 4 p.m.

📍 **ONSITE:** Friday, March 15, 9:30 a.m. – 4 p.m.

📍 **ONSITE:** Friday, April 19, 9:30 a.m. – 4 p.m.

📍 **ONSITE:** Friday, May 17, 9:30 a.m. – 4 p.m.

📍 **ONSITE:** Friday, June 21, 9:30 a.m. – 4 p.m.

Need space to spread out and work on your plates outside of class time? We open our state-of-the-art classrooms to students enrolled in the Botanical Illustration Certificate Program. Please note there is no program or instructor. Registration is required at least 24 hours in advance.

Exploring the Media of Botanical Art

Prerequisites: None

Fee: \$115 member
\$135 non-member
(Includes all materials)

Instructor:

Lori Ann Levy-Holm

📍 **ONSITE:**

Sunday, January 28, 9:30 a.m. – 3 p.m.



Scott Dressel-Martin

Botanical illustrators use graphite, colored pencil, watercolor and pens to render flora with accuracy and precision. How do you know where to begin if you've never tried any of the art materials? This course is a sampling of all botanical illustration media. Start with background information about each art material, then explore simple drawing and painting exercises as you proceed through stations where you can experiment with each of the materials.

Feedback Sessions

Prerequisites: None **Fee:** \$20 member | \$25 non-member

📍 **ONSITE:** Friday, January 26, 1-3 p.m.

Instructor: Lori Ann Levy-Holm

📍 **ONLINE:** Wednesday, February 28, 6-8 p.m.

Instructor: Alex Boersma

📍 **ONSITE:** Sunday, March 17, 10 a.m. – noon

Instructor: Lori Ann Levy-Holm

📍 **ONLINE:** Tuesday, April 16, 11 a.m. – 1 p.m.

Instructor: Lori Ann Levy-Holm

📍 **ONSITE:** Thursday, May 16, 6-8 p.m.

Instructor: Charlotte Ricker

📍 **ONLINE:** Monday, June 17, 6-8 p.m.

Instructor: Alex Boersma

These feedback sessions offer one-on-one time with botanical illustration instructors. Bring a few works in progress or questions about specific art media. Meet fellow students and learn together in a casual group critique.



FOUNDATIONAL COURSES

These core courses are required if working toward Botanical Illustration Completion or Certificate but are also open to anyone wishing to cultivate artistic knowledge and skills.

Drawing in Pencil 1 (formerly Pencil 1)

Prerequisites: None

Fee: \$315 member
\$375 non-member

↙ **ONLINE:** Monday,
February 26, March 4,
11, 18 & 25, 5-8 p.m.

Instructor: Alex Boersma



Alex Boersma

📍 **ONSITE:** Tuesday, April 2, 9, 16, 23 & 30,
9:30 a.m. – 12:30 p.m. **Instructor:** Renee Jorgensen

↙ **ONLINE:** Wednesday, May 15, 22, 29, June 5 & 12,
5-8 p.m. **Instructor:** Alex Boersma

📍 **ONSITE:** Thursday, May 30, June 6, 13, 20 & 27,
1-4 p.m. **Instructor:** Michael Campbell

This entry-level course is a prerequisite for all required courses. Beginning with an overview of the specific elements of botanical illustration, learn the skills of careful observation for life-like drawings in graphite pencil. The concepts of line, shading and perspective are introduced. Step-by-step, build upon techniques to render accurate form, texture and detail, and emerge from this class with the tools you need to draw anything.

Botany for the Botanical Illustrator

Prerequisites: None

Fee: \$315 member
\$375 non-member

Instructor:
Melissa Islam, Ph.D.

↙ **ONLINE:** Tuesday,
January 23, 30,
February 6, 13, 20
& 27, 5-7:30 p.m.



Christina Gottlein Geisser

↙ **ONLINE:** Thursday, January 25, February 1, 8, 15, 22 & 29,
5-7:30 p.m.

What is the difference between a carpel and a pistil? Your botanical art improves when you understand the science of your subjects. Put away your pencils for this enlightening class designed specifically for students of botanical illustration. Learn plant morphology through detailed instruction and supporting visuals. Take a close look at plant forms and learn to recognize botanical details to make your drawings more accurate and realistic.

Introduction to Color Theory

Prerequisites: None

Fee: \$315 member
\$375 non-member

Instructor:
Lori Ann Levy-Holm

↙ **ONLINE:** Tuesday,
March 5, 12, 19, 26
& April 2, 5-8 p.m.



Lori Ann Levy-Holm

📍 **ONSITE:** Thursday, May 2, 9, 16, 23 & 30, 1-4 p.m.

Color theory is the study of color and light. Designed to build your perceptual and conceptual color skills and vocabulary, this course prepares you to analyze color systems and how they affect hue, value, saturation—even psychology. Color-aid® paper and gouache paint are used to complete experimentations and observations with daily exercises in a color journal. This course enlightens and inspires the beginner and professional alike.

Light on Form

Prerequisites: P 1

Fee: \$315 member
\$375 non-member

↙ **ONLINE:** Monday,
February 26, March 4,
11, 18 & 25, 1-4 p.m.

Instructor:
Alex Boersma

↙ **ONLINE:** Monday, May 6,
13, 20, (skips May 27)
June 3 & 10, 5-8 p.m.

Instructor: Charlotte Ricker



Alex Boersma

📍 **ONSITE:** Wednesday, May 15, 22, 29, June 5 & 12,
9:30 a.m. – 12:30 p.m. **Instructor:** Marjorie Leggitt

Take your drawings from flat to fabulous. The secret to portraying light and shadow on your subjects lies in understanding the science of lighting as it applies to different three-dimensional forms. Beginning with basic geometric shapes, refine your skills to illustrate the lighting and volume of any subject. As you progress from fruits and vegetables, to leaves and flowers, to entire plants with complex shapes, overcome the challenges of representational drawings. This class works entirely in graphite pencil, but the principles apply to all other media.



FOUNDATIONAL COURSES



Michael Campbell

Color Layering for Colored Pencils

Prerequisites: None

Fee: \$315 member
\$375 non-member

📌 **ONLINE:** Wednesday, February 28, March 6, 13, 20 & 27, 5-8 p.m. **Instructor:** Charlotte Ricker

📍 **ONSITE:** Thursday, May 30, June 6, 13, 20 & 27, 9:30 a.m. – 12:30 p.m. **Instructor:** Michael Campbell

Colored pencil presents a special challenge: mixing color directly on your drawing. As you develop your own color workbook to speed color selection and application for future colored pencil drawings, practice color matching with a variety of plant materials. Two-, three- and four-color mixing will help you render the gorgeous greens, radiant reds and luscious lilacs you've been dreaming about.

Color Mixing in Watercolor

Prerequisites: None

Fee: \$315 member
\$375 non-member

Instructor: Renee Jorgensen

📌 **ONLINE:** Thursday, January 18, 25, February 1, 8 & 15, 5-8 p.m.

📍 **ONSITE:** Tuesday, April 2, 9, 16, 23 & 30, 1-4 p.m.

The first step in watercolor painting is mixing colors. Learn about paint properties and choosing pigments to build a system to consistently combine colors and eliminate frustrating trial-and-error. Exercises, demonstrations and discussion illuminate how to achieve the broadest possible spectrum so you can mix colors to match a variety of plant material.



Renee Jorgensen

Composition for Botanical Illustration

Prerequisites:

P 1


LOF

Fee: \$315 member
\$375 non-member

Instructor: Marjorie Leggitt

📌 **ONLINE:** Thursday, January 25, February 1, 8, 15 & 22, 9:30 a.m. – 12:30 p.m.

📍 **ONSITE:** Wednesday, May 15, 22, 29, June 5 & 12, 1-4 p.m.



Brittany Hass

The arrangement of line, shape and color in artwork is its own art form. The difference between a pleasant picture and an amazing work of art is often the composition. This course begins with a study of how to use compositional elements and principles in your botanical illustrations. Create your own thumbnail compositions and develop insight and expertise to enhance your future illustrations.

Introduction to Perspective

Prerequisites:

P 1

LOF

Fee: \$315 member
\$375 non-member

📌 **ONLINE:** Monday, April 1, 8, 15, 22 & 29, 5-8 p.m. **Instructor:** Charlotte Ricker

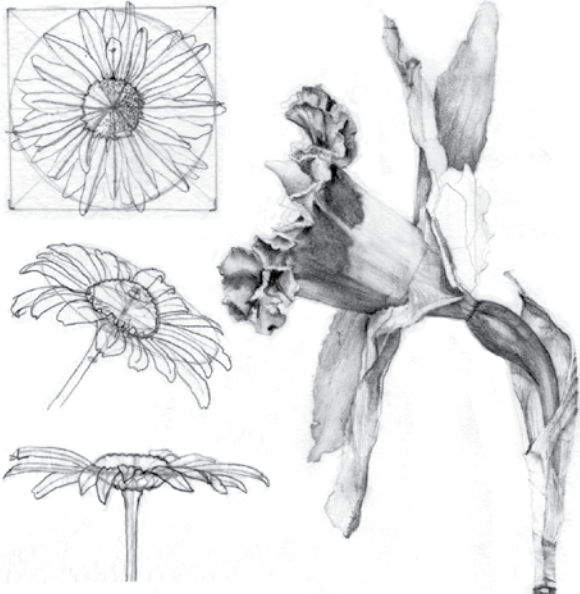
Do you shy away from complicated plants? Even experienced illustrators sometimes struggle with foreshortening and demonstrating depth. In this class, work with botanical subjects that demonstrate each aspect of perspective to learn techniques for seeing and depicting depth accurately. Gain confidence in your drafting skills and improve your drawings from this class forward. This class uses only graphite pencil, but the principles apply to all media.



Charlotte Ricker



FOUNDATIONAL COURSES



Marjorie Leggitt

Pen and Ink 1

Prerequisites: P 1

Fee: \$315 member | \$375 non-member

ONLINE: Wednesday, January 10, 17, 24, 31 & February 7, 5-8 p.m. **Instructor:** Marjorie Leggitt

ONLINE: Wednesday, May 15, 22, 29, June 5 & 12, 1-4 p.m. **Instructor:** Alex Boersma

Expressive, effective pen and ink artworks are the heart of botanical illustration. To create line, form and texture in gradations of black and white, practice this traditional illustration medium with a variety of technical pens. Expand your drawing repertoire through step-by-step instruction, demonstration, and practice so that expressive line and stipple become part of your foundational artistic vocabulary and toolkit for accurate, skillful botanical illustration.

Watercolor 1

Prerequisites: P 1 CMWC

Fee: \$315 member | \$375 non-member

ONLINE: Tuesday, January 23, 30, February 6, 13 & 20, 1-4 p.m. **Instructor:** Alex Boersma

ONSITE: Wednesday, May 1, 8, 15, 22 & 29, 9:30 a.m. – 12:30 p.m. **Instructor:** Renee Jorgensen

Learn to combine your drawing skills and knowledge of color mixing. From flat and graded washes, to highlights and drybrush detail, discover the delight of putting brush and pigment to paper for transparent watercolor. Demonstrations and practical exercises guide you to build washes for depth of tone and shading, while helping you learn to create soft and hard edges.



Shiere Melin

Colored Pencil 1

Prerequisites: P 1 CLCP

Fee: \$315 member | \$375 non-member

Instructor: Michael Campbell

ONLINE: Monday, February 26, March 4, 11, 18 & 25, 5-8 p.m.

ONSITE: Wednesday, April 3, 10, 17, 24 & May 1, 9:30 a.m. – 12:30 p.m.

Colored pencils are a versatile, affordable and portable medium perfect for sketching on-location, as well as producing stunning illustrations in the studio. Through instruction, demonstration and practice on small studies of botanical subjects, learn more advanced techniques of layering, building and burnishing color. You will be ready to produce a finished botanical illustration plate by the conclusion of this course.



Alex Boersma

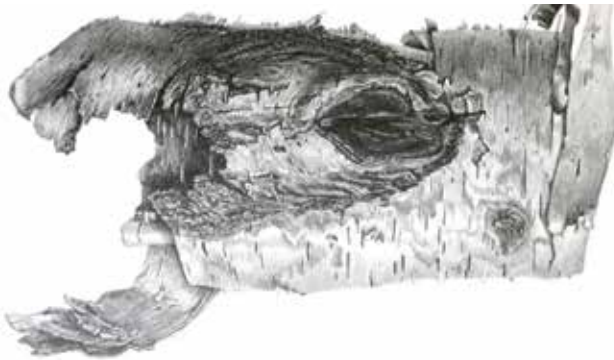


Gaston, 2019



ADVANCED COURSES

These core courses are required for Advanced Completion and Advanced Certificate but are also open to experienced artists wishing to deepen their knowledge and skills handling artistic media.



Shiere Melin

Drawing in Pencil 2 (Formerly Pencil 2)

Prerequisites: **P 1** **BOT** **LOF** **COMP** **PERS**

Fee: \$315 member | \$375 non-member

▼**ONLINE:** Tuesday, March 5, 12, 19, 26 & April 2, 5-8 p.m.
Instructor: Michael Campbell

A great drawing is the basis of botanical illustration in any medium. Expand on the skills you learned in Drawing in Pencil 1 as you reinforce and refine your knowledge of graphite pencil. Build upon your learnings to master techniques for shading, texture, and perspective. Group instruction and individual attention are tailored to help you complete a botanical plate in this classic yet stunning medium.



Renee Jorgensen

Pen and Ink 2

Prerequisites: **P 1** **BOT** **LOF** **COMP** **PERS** **P&I 1**

Fee: \$315 member | \$375 non-member

▼**ONLINE:** Thursday, January 25, February 1, 8, 15 & 22, 1-4 p.m. **Instructor:** Marjorie Leggitt

Take your pen and ink skills to a new level of sophistication. Explore the limitless world of value, saturation and texture to create dramatic black-and-white illustrations. Working with both technical pen and traditional quill, learn advanced techniques to make strokes mimic the fuzz on ferns, the down on milkweed pods or the mottled colors of a variegated begonia.



Charlotte Ricker

Colored Pencil 2

Prerequisites: **P 1** **BOT** **LOF** **COMP** **PERS** **CLCP** **CP 1**

Fee: \$315 member | \$375 non-member

▼**ONLINE:** Monday, January 22, 29, February 5, 12 & 19, 5-8 p.m. **Instructor:** Charlotte Ricker

Take your colored pencil skills to the next level with individual instruction and step-by-step group guidance. Become proficient in this accessible, versatile medium and gradually learn to create a layered drawing by experimenting with different surfaces and solvents for blending and shading. Practice advanced techniques to create texture, detail, atmospheric perspective and depth to enhance your subject and make your drawings really pop.



Renee Jorgensen

Watercolor 2

Prerequisites: **P 1** **BOT** **LOF** **COMP** **PERS** **CMWC** **WC 1**

Fee: \$315 member | \$375 non-member

▼**ONLINE:** Thursday, March 7, 14, 21, 28 & April 4, 1-4 p.m.
Instructor: Renee Jorgensen

This class brings it all together for watercolor: layering, shading, brush techniques, broad washes and building form. Draw from a live specimen to complete a finished botanical plate in this traditional medium. Discover colors that enhance perspective and depth, and gain confidence as you learn to implement final details and learn invaluable techniques to fix those inevitable "mistakes."



ELECTIVE COURSES

Explore new techniques, subjects and media with our seasoned and visiting instructors. These courses and workshops are open to all artists; class prerequisites only apply to students pursuing a Botanical Illustration Certificate. Course fees do not include materials unless otherwise noted.

Advanced Techniques in Perspective

Prerequisites:

P 1 BOT LOF PERS

Fee: \$315 member
\$375 non-member

Instructor: Marjorie Leggitt

ONLINE: Wednesday,
January 10, 17, 24, 31
& February 7, 1-4 p.m.

Accurate perspective is the key to making a flower drawing look realistic. In

this course, study flowers from life to understand the linear basics of flower construction, hone your skills of seeing and practice value mapping to add form to your floral portraits. Working in pencil, go deep into the complex perspective challenges of flowers in various positions.



Marjorie Leggitt

Drawing Animals in Graphite

Prerequisites: None

Fee: \$315 member
\$375 non-member

Instructor: Alex Boersma

ONLINE: Tuesday,
January 23, 30,
February 6, 13 & 20,
5-8 p.m.

Learn how to draw realistic animals

in graphite! Each class explores a different animal group including mammals, birds and reptiles, starting with a discussion of their basic anatomy before diving into how to render complex textures such as fur, feathers and scales.



Alex Boersma

Drawing Orchids

Prerequisites: None

Fee: \$125 member
\$150 non-member

Instructor:
Marjorie Leggitt

ONSITE: Saturday &
Sunday, February 10
& 11, 1-4 p.m.

The Orchid Showcase at Denver Botanic Gardens is a welcome opportunity to surround

yourself in color during our coldest months. Study the morphology and varieties of this spectacular flowering plant and enhance your observational drawing skills as we dive into the outstanding variety of orchids that have been the subject of art, science and cultural connections throughout time.



Shiere Melin

Botany Spotlight: Orchids

Prerequisites: None

Fee: \$65 member
\$75 non-member

Instructor: Melissa Islam

ONLINE: Wednesday,
February 21, 5-8 p.m.

With more than 28,000 species, orchids are the largest plant family. They

occur on nearly every continent and grow on trees, rocks, and even underground. With over 100,000 hybrids, most of us have enjoyed their flowers up-close as cut flowers or house plants. During this interactive lecture, explore orchid varieties and virtually tease apart their flowers to appreciate one of the most beguiling (and often deceptive) plant families.



Scott Dressel-Martin



ELECTIVE COURSES

Textures and Patterns in Pen and Ink

Prerequisites:

P 1 BOT LOF P&I 1

Fee: \$315 member
\$375 non-member

Instructor: Alex Boersma

ONLINE: Wednesday,
March 13, 20, 27,
April 3 & 10,
9:30 a.m. – 12:30 p.m.

Pen and ink is a bold and classic medium, but its monochromatic nature also presents a certain challenge: how can we capture the rich details of botanical textures and color patterns, all with black ink? Using technical pens, practice traditional inking techniques such as stipple and cross-hatching while also experimenting with less conventional marks to create vivid textures and patterns with convincing dimension.



Alex Boersma

Illustrating with a Stylus: Creating Digital Botanical Art

Prerequisites: None

Fee: \$315 member
\$375 non-member
(Adobe Photoshop license not included)

Instructor: Alex Boersma

ONLINE: Wednesday,
March 13, 20, 27,
April 3 & 10, 1-4 p.m.

Interested in the idea of digital painting, but intimidated by the thought of learning how to use new software? Learn how to use Adobe Photoshop to create beautiful digital paintings, taking advantage of the software's awesome abilities to work in layers, experiment with color, apply blending modes and textures and more. Students must have access to Adobe Photoshop to take this class.



Alex Boersma

Artist's Skills: Success in Pen and Ink

Prerequisites: None

Fee: \$125 member
\$150 non-member

Instructor: Charlotte Ricker

ONSITE: Thursday, March 21
& 28, 5-8 p.m.

Explore both technical and flexible nib inking and supplies. By viewing the history of inked drawings, learn to appreciate the visual value of this medium. This class covers the technicalities of both pen types, how and when to use them properly and how to care for, clean and repair them. Class time includes daily warm-up and practice exercises, as well as stroke and line work techniques.



Shiere Melin

Introduction to Carbon Dust

Prerequisites: None

Fee: \$315 member
\$375 non-member

Instructor: TBD

ONSITE: Tuesday,
April 9, 16, 23, 30
& May 7, 5-8 p.m.

The carbon dust technique was developed by medical illustrators in the early 20th century and is characterized by subtle and precise gradations of grey values. Using a combination of carbon pencil lines and carbon dust applied with brushes, this unique medium produces rich tonal renderings with the value range of charcoal and the precision of watercolor. Learn methodical layering and other skills to create luminous grey scale tones and values.



Rachel Sturtz

Botany Spotlight: Daisies

Prerequisites: None

Fee: \$65 member
\$75 non-member

Instructor: Melissa Islam, Ph.D.

ONLINE: Tuesday, April 23,
5-8 p.m.

From daisies to zinnias, Asteraceae is one of the largest flowering plant families in the world. With their often bright and bold floral displays, they appear an easy subject for the artist, but to render them accurately takes a little knowledge about the obscure characteristics that separate one from another.



Melissa Islam, Ph.D.



ELECTIVE COURSES

Introduction to Watercolor Pencil

Prerequisites: None

Fee: \$125 member
\$150 non-member

Instructor: Renee Jorgensen

📍 **ONSITE:** Wednesday,
May 1 & 8, 1-4 p.m.



Renee Jorgensen

Discover the amazing versatility of watercolor pencils for illustrating and painting. Used as a mixed media or alone, watercolor pencils travel well and are perfect for developing botanical illustration, botanical art, journal entries and quick sketches whether at home, on the road or out in the field.

Light on Form in Color

Prerequisites: None

Fee: \$190 member
\$225 non-member

Instructor: Lori Ann Levy-Holm

📍 **ONSITE:** Thursday,
May 2, 9 & 16,
9:30 a.m. – 12:30 p.m.



Lori Ann Levy-Holm

Light allows us to see form and describe texture, but what happens when we add color to the mix? Through this three-day elective course, explore how color is influenced by lighting conditions, the surrounding environment, and delve into how temperature and saturation alter how we perceive color.

Still Life from the Grocery Store

Prerequisites: None

Fee: \$190 member
\$225 non-member

Instructor: Clair Gaston

📍 **ONLINE:** Tuesday, May 14,
21 & 28, 5-8 p.m.



Scott Dressel-Martin

Do you find yourself awed by the arrangement of acorn squash or confounded by the cornucopia of cucumbers at your local grocery store? Ordinary produce from the grocery store provides a wealth of subject matter for botanical still life drawings. Select subjects from your local produce section or from your own kitchen and use colored pencils to explore forms and textures in a still life drawing.

Tropical Fruits and Flowers in Ink and Watercolor

Prerequisites:

P 1 **BOT** **CMWC** **P&I 1**

Fee: \$315 member
\$375 non-member

Instructor: Marjorie Leggitt

📍 **ONSITE:** Tuesday, May 14,
21, 28, June 4 & 11,
9:30 a.m. – 12:30 p.m.



Marjorie Leggitt

In the tradition of the 18th century botanical plates, create a modern botanical composition of tropical fruits and flowers combining ink and watercolor. Inspired by a brief visual history of botanical artists and their botanical prints, learn how ink and watercolor complement each other to define structures, values and details. A trip to the Boettcher Memorial Tropical Conservatory provides the opportunity to observe and draw from life using a variety of tropical subjects.

Illustrating Patterns in Nature

Prerequisites: **P 1**

Fee: \$315 member
\$375 non-member

📍 **ONSITE:** Tuesday,
May 14, 21, 28, June 4
& 11, 1-4 p.m.

Instructor: Marjorie Leggitt

Focus on a contemporary approach to illustration in this survey of pattern-based botanical art. Class exercises will push your creativity. Working with a real subject, develop a unique realistic or abstract botanical composition using the medium of your choice.



Marjorie Leggitt



ELECTIVE COURSES

Adventures in Zoological Illustration

Prerequisites: None

Fee: \$270 member
\$320 non-member
(includes admission to Denver Zoo)

Instructor: Charlotte Ricker

📍 **ONSITE at Denver Zoo:**
Saturday & Sunday,
May 18 & 19,
9:30 a.m. – 3 p.m.

Visit the Denver Zoo to draw a variety of animal species from life. In an outdoor classroom, study the internal muscular and skeletal structure shared by all mammals to better understand the visible characteristics unique to each species, and the structures that may be hiding beneath the surface. Learn skills to quickly collect information needed to produce a finished zoological plate, including taking reference photos and videos and conducting research online to gain a thorough understanding of the species.



Charlotte Ricker

Contrast & Value in Watercolor

Prerequisites: None

Fee: \$65 member
\$75 non-member

Instructor: Jarnie Godwin

📍 **ONLINE:** Saturday,
June 1, 8:30-11:30 a.m.

Learn how greater contrast and vibrancy can boost your botanical paintings. Through demonstrations, uncover techniques and be guided through a series of practical exercises focused on tonal range for contrast and vibrancy to help give your paintings that “wow” factor.



Jarnie Godwin

OUTDOOR INSPIRATIONS

Plein Air Drawing in the Gardens

Prerequisites: None

Fee: \$65 member | \$75 non-member

Instructor: Deb Rosenbaum

📍 **ONSITE:** Friday, May 24, 1-4 p.m.

Plein air (or painting outdoors) allows artists to experience and capture the changing details of light and atmospheric conditions in real time. Venture outdoors to draw from life, receiving feedback from the instructor as you work. Students may use drawing or painting materials of their choice.

Painting en Plein Air with a Limited Palette

Prerequisites: **P 1** **CMWC**

Fee: \$125 member | \$150 non-member

Instructor: Renee Jorgensen

📍 **ONSITE:** Sunday, June 2, 9:30 a.m. – 3 p.m.

Learn how efficient it can be to mix a full palette of colors using a simple selection of watercolor paint. Discover infinite color mixing possibilities to enhance your drawing and sketching experience. Our palette is based on the CMYK palette of hues for accurate color replication when painting botanicals or other subjects. Sketch in a media of your choice then embellish your sketches with watercolor to add richness to your drawings.



Nick Elias





ELECTIVE COURSES

Talons & Feathers: Drawing Live Raptors

Prerequisites: None

Fee: \$65 member
\$75 non-member

Instructor: Michael Campbell

📍 **ONSITE:** Friday, June 7,
10 a.m. – 1 p.m.

Get up close and personal with magnificent birds during Denver Botanic Gardens' Raptor Day and hone observational drawing skills. Review drawing techniques to capture beaks, talons and feathers. Learn about the birds from Raptor Education Foundation volunteer handlers during this unique experience!



Scott Dressel-Martin

Capturing the Spirit of Trees in Mixed Media

Prerequisites: None

Fee: \$145 member
\$170 non-member

Instructor: Meredith Nemirov

📍 **ONSITE:** Saturday & Sunday,
June 29 & 30,
9:30 a.m. – 3 p.m. &
9:30 a.m. – 12:30 p.m.



Meredith Nemirov

Explore the spirit of trees and how to draw them with a variety of black and white media. Start by observing and sketching trees outside in the gardens and then head into the classroom to create a collaborative "exquisite corpse" drawing—part game, part trust-building activity! Return to the gardens on day two to create more developed drawings of a special tree you've identified.

Artist's Skills: Labels and Signatures

Prerequisites: None

Fee: \$65 member | \$75 non-member

Instructor: Renee Jorgensen

📍 **ONLINE:** Tuesday, June 11, 1-4 p.m.

Have you considered or refined your artistic signature? Discover the importance of your signature in the context of botanical labeling conventions. Learn a reliable step-by-step method for how to label your finished plate legibly, stylishly and with composition in mind.

Artist's Skills: Digitizing Your Artwork

Prerequisites: None

Fee: \$65 member
\$75 non-member

Instructor: Alex Boersma

📍 **ONLINE:** Saturday, June 15,
10 a.m. – 1 p.m.

Have you ever wanted to make prints of your artwork or wished you had a good digital image of your illustration to post online? Learn how to digitize your artworks with a standard household scanner and how to tidy up your files in Photoshop so that they're ready to turn into prints or use online. No Photoshop experience required. Students need access to Adobe Photoshop and a scanner for this online course.



Alex Boersma



Charlotte Ricker

SCHOOL OF BOTANICAL ART & ILLUSTRATION

TEACHING ARTISTS & INSTRUCTORS



Rhianon Alpers

Alpers has taught workshops for San Francisco Center for the Book, Penland School of Crafts, Guild of Bookworks, Book Arts LA, Focus on Book Arts, San Diego Book Arts, Contemporary Jewish Museum, Kala Printmaking Institute, Center for Book and Paper in Chicago and at her own studios in San Francisco and Denver. In 2015 and 2017, she received the Minnesota Center for the Book Arts Jurors' Recognition of Merit for her editioned artist books.



Alex Boersma

Boersma is a Canadian scientific illustrator living in Chicago. She received a Bachelor of Arts in geology and studio art from Vassar College in 2015 and a master's in science illustration from California State University, Monterey Bay in 2017. As an illustrator, Alex collaborates with museums, scientists and conservationists, creating visuals to engage the public in scientific ideas.



Michael Campbell

After a 30-year career as a graphic designer, art director and creative director, Campbell embarked on a second career as a botanical and nature artist. He received his Certificate in botanical illustration from the School of Botanical Art & Illustration. He is an adjunct instructor at the University of Colorado Boulder, Regis University and at Front Range Community College.



Emma Cleveland

Originally from Coronado, California, Cleveland currently lives in Jackson, Wyoming. She studied business, studio art and Spanish at Washington and Lee University and honed her love of art at the Leo Marchutz School of Fine Arts in Aix-en-Provence, France.



Alissa Ehrenkranz

Ehrenkranz has been involved in land restoration and preservation activities in British Columbia for several decades before permanently moving to Jackson, Wyoming, and joining the Board of Trustees at Teton Botanical Garden. Her focus is developing a greater interest in and access to native planting, particularly across the sensitive sagebrush steppe habitat.



Victoria Eubanks

Eubanks brings 30 years of design experience to her art studio. Recognitions include Best of SAM by Art Students League of Denver, Best in Fine Art award from the Castle Rock Chamber, Featured Artist for the Fine Art Market at the Arvada Center and inclusion in the Best of Colorado Show. Eubanks' artwork has been included in more than 70 exhibitions and hangs in numerous private and corporate collections.



Darcy Evans

Evans is an experienced publishing professional who specializes in illustrated children's books. She spent six years at Scholastic, reviewing, editing and acquiring picture books. For the past six years she has given an annual lecture at the Pratt Institute, teaching future writers and illustrators about current trends in children's literature.



Javier Flores

Flores received his Bachelor of Fine Arts from Metropolitan State University of Denver in 2008, and his Master of Fine Arts from Texas A&M University Corpus Christi in 2017. Since graduating, he worked as an adjunct affiliate until recently acquiring a full-time position at Front Range Community College.



Michelle Franco

Franco is a metalsmith, sculptor and multimedia artist from Argentina who is inspired by environmental science. Franco received her Bachelor of Fine Arts degree with a concentration in jewelry and metalsmithing.

TEACHING ARTISTS & INSTRUCTORS



Clair Gaston

A lifelong painter, naturalist and native Texan, Gaston has been painting, drawing and teaching for 20 years in central Texas. She holds a Bachelor of Fine Arts and a Master of Fine Arts

in painting and drawing. Her interests focus on natural subject matter, oil painting and botanical illustration.



Jarnie Godwin

Born in London, Godwin is a self-taught botanical artist, educator and graphic designer who received formal training in architecture. She has been awarded a Royal Horticulture Society Silver medal

for her series of *Echinacea*. Her work is found in both private and public collections, including the prestigious Hunt Institute of Botanical Documentation in Pittsburgh. Godwin's first book, "Vibrant Botanical Painting," is expected to be available in U.S. retailers in 2024.



Theresa Haberkorn

Haberkorn's work can be found in museum and corporate collections including the Denver Art Museum, the Kirkland Museum of Fine and Decorative Art in Denver, Children's Hospital of Denver and the

St. Regis Hotel, Aspen. She has been awarded artist in residencies at the Grand Canyon National Park on the North Rim and the Art District of Breckenridge.



Amber Hage-Ali

Hage-Ali is the owner and curator of The Terrorium Shop, a natural history store in Denver. Gardener by trade, she brings a unique twist to traditional gardening by combining natural curiosities.



Melissa Islam, Ph.D.

Islam is a botanist with a rich and passionate knowledge of plants and a desire to inspire others. Islam earned a bachelor's and master's degree in botany from Colorado State University

and a doctorate in ecology and evolutionary biology from the University of Colorado. Her education, research and professional experience focus on plant evolution, taxonomy, floristics and natural history collections. She is the former associate director of biodiversity research and head curator of the natural history collections at Denver Botanic Gardens.



Brenda Jones

Jones has won best of show in several exhibits and has received scholarships to study at the School of the Art Institute in Chicago, Anderson Ranch in Snowmass, Colorado, and Fulbright travel studies

to both Argentina and Japan. Most recently she was a ceramics resident at Red Lodge Clay Center in Montana and a fibers artist in resident at Willowtail Springs Gardens in Mancos, Colorado.



Renee Jorgensen

As a graduate of the School of Botanical Art & Illustration, Jorgensen has been teaching for Denver Botanic Gardens for the past 17 years. She brings to the school a broad spectrum of artistic skills

accumulated from work as a technical draftsman for the sciences and as a commercial and graphic designer in typography and illustration, including the art of calligraphy and hand lettering.



Anna Kaye

Kaye creates drawings, paintings, videos and sculptures that are inspired by the natural world. She earned her Bachelor of Science in geology and fine art at Skidmore College, New York, and

continued her education at Yale University in painting, drawing, printmaking and photography. She earned her Master of Fine Arts at Washington University in St. Louis with a teacher on record position. She also teaches at the Denver Art Museum and is represented by Sandra Phillips Gallery in Denver.



Marjorie Leggitt

Leggitt began her career dissecting and illustrating Australian land snails at Chicago's Field Museum of Natural History, but eventually returned to her passion: drawing plants. Leggitt is lead

artist for the "Flora of North America" publication. She has taught botanical illustration courses through Denver Botanic Gardens' School of Botanical Art & Illustration and other institutions since 1990.

TEACHING ARTISTS & INSTRUCTORS



Lori Ann Levy-Holm

Levy-Holm holds a bachelor's degree in art education from Temple University and a Master of Fine Arts in illustration from the University of Hartford and enjoys teaching art to a wide range of students.

She has also illustrated children's books, been a juried member of the League of NH Craftsmen and baked almost as many cookies as Mrs. Fields.



Quána Madison

Madison is an artist, healing arts facilitator and a Buddhist pastoral care provider. She collaborates with Habitat for Humanity, the National Pain Advocacy Center, Colorado Artists in

Recovery and LGBTQ+ organizations. A graduate of New York University and Colorado College, Madison holds a master's in education and a bachelor's in philosophy.



Shiere Melin

Melin has worked as a graphic designer and scientific illustrator in corporate, agency and academic environments. Her combined interest in science and art

led to a Bachelor of Science in art with a secondary focus in zoology. She also holds a Master of Fine Arts in medical and biologic illustration and is an alumnus of Denver Botanic Gardens' Botanical Illustration Certificate Program..



Meredith Nemirov

Born and raised in New York City, Nemirov received a bachelor's from Parsons School of Design. She was a figurative painter and worked as a freelance illustrator. After Lawrence

Alloway made a studio visit to jury her work into the inaugural show at The Queens Museum, she devoted herself to painting full time. Her work has been exhibited in one-person and group shows at museums around the country.



Holly Nordeck

Nordeck is a mixed media artist and cultural worker based in Denver, Colorado. She works in drawing, photography and fiber, and has worked in cultural institutions since 2016.



Stephanie Oliver

Oliver is a botanical illustrator, cartographer and Certified Zentangle® Teacher. She graduated from the Society of Botanical Artists, UK and Denver Botanic Gardens' School of Botanical Art & Illustration.



Adriana Paola Palacios Luna

Luna is the passionate founder and executive director of Luna Cultura: Art, Science and Culture for Thriving Communities, LLC. For more than 30 years, she has dedicated her work to

socio-environmental and reproductive justice projects from a cultural perspective. Through art and maker education, she creates a space for collective learning and generational trauma healing.



Sarah Pedry

Pedry is an artist and illustrator whose first picture book was published in March 2023 with mineditionUS. She earned a Bachelor of Fine Arts from the Kansas City Art Institute and a Master of Fine Arts from the Maine College of Art.



Charlotte Ricker

Ricker's botanical work has been featured in exhibitions both nationally and internationally, including at the American Society of Botanical Artists, the Royal Horticultural Society and Society of

Botanical Artists in the UK. She was selected to participate in the artist-in-residence program at Oak Spring Garden Foundation in 2021. Ricker has created illustrations, graphics and interpretive signage for various zoos, aquariums, botanical gardens and natural history museums.



Regan Rosberg

Rosberg is an interdisciplinary artist who weaves science, psychology, history and social engagement together. She is an associate professor of fine art and foundations at the Rocky Mountain

College of Art and Design. She is also the co-founder and artistic director of Cayo Art and Science Residency in Camburi, Brazil. Rosberg has attended many international residencies including the Arctic Circle Residency, the Oak Spring Garden Foundation, RedLine Contemporary Art Center and Ayatana.

TEACHING ARTISTS & INSTRUCTORS



Eileen Roscina

Roscina is an artist, experimental filmmaker and naturalist from Denver. She has exhibited film internationally, and visual art at numerous arts organizations in Colorado and beyond and was the 2019 Resident

Artist for the National Western Stock Show. Roscina is represented by Walker Fine Art Gallery in Denver.



Deb Rosenbaum

A Denver native, Rosenbaum is a professional artist with extensive art instruction experience including fifteen years as visual arts director at Denver School of the Arts. Her humorous and

quirky work in paint, collage, prints and sculpture reflects her passion for storytelling and combining disparate materials. She currently serves as a board member and faculty at the Art Students League of Denver.



Maria Valentina Sheets

Sheets has been a painter for almost three decades and a professional art conservator for almost as long. As a conservator, she is currently experimenting with the use of new materials and techniques used in conservation science.



Tyler Thrasher

Between his pursuits to crystallize the world, opalize everything and hunt down some of the realm's most unique plants, Thrasher's passion to combine art and science every step of the way is his fire

and fuel. Chances are if you catch Tyler at a party, he'll talk your ear off about exploring caves, growing minerals in his lab, playing Dungeons and Dragons, hybridizing new plants, electronic music, grappling with and overcoming trauma and just how amazingly beautiful and mysterious this whole wide universe is.



Mitra Verma

Verma has been working and practicing art as a discipline of self-empowerment, as well as inspiring people of all age groups to discover their own inner artist. She received a Bachelor of Fine Arts and

graduate degree in India. She loves to share about India's rich cultural heritage, diversity, history and religion through art and crafts.



Tali Weinberg

Weinberg uses textile processes to transform data into abstract landscapes informed by the climate crisis. She has participated in exhibitions across the country and

has received numerous honors, including Illinois Artist Fellowship and Tulsa Artist Fellowship, among others and grants from the Puffin Foundation, Illinois Arts Council, and Oklahoma Arts Council. She has taught at California College of the Arts and Penland School of Craft. Weinberg received her Master of Fine Arts from California College of the Arts and a Master of Arts and Bachelor of Arts from New York University.



Melanie Yazzie

Yazzie is professor of art practices and head of printmaking at the University of Colorado in Boulder, Colorado. She has exhibited nationally and internationally since the

early 1990s. Yazzie often participates in collaborative art projects with indigenous artists from many different nations, and she has also taught for the Institute of American Indian Arts, the College of Santa Fe and University of Arizona.



Rachel Sturtz

TOURS

Explore our gardens or galleries with a knowledgeable guide any time of year to gain fresh insight and inspiration!

[Register for a scheduled public tour](#) or [request a private tour](#) by emailing tours@botanicgardens.org.

CURRENT AND UPCOMING EXHIBITIONS



Gustaf Tenggren, illustration from *The Poky Little Puppy* (detail). Story by Janette Sebring Lowrey, published by Golden Press, NY, 1942. Courtesy of the Kerlan Collection, University of Minnesota.

Golden Legacy: Original Art from 80 Years of Golden Books

Through February 4, 2024



Manabu Saito, *Couroupita guianensis* (detail), watercolor, 1969.

The Tropical Paintings of Manabu Saito

Through February 11, 2024



Tanya Marcuse, *Woven No. 16* (detail), pigment print on aluminum composite, 2016.

Tanya Marcuse: Laws of Nature

November 18, 2023 – March 31, 2024



Tali Weinberg, *Drainage Study 6: Entwined*, petrochemical-derived medical tubing, plant fibers, plant and insect dyes, 2021. Photo courtesy of the artist.

The Space Between Threads: Works by Tali Weinberg

March 3 – June 9, 2024



Alexandra Kehayoglou, *Paraná de las Palmas River* (detail), textile wool, 2021.

River's Voice: Textile Works by Alexandra Kehayoglou

April 14 – December 8, 2024



Elliot Ross, *Labyrinth no. 1*, archival inkjet transparency, 2021.

Elliot Ross: Geography of Hope

June 23 – September 29, 2024

DENVER BOTANIC
GARDENS

1007 York Street, Denver, Colorado 80206
botanicgardens.org



REGISTRATION IS EASY

