

SCHOOL OF
BOTANICAL ART & ILLUSTRATION



AT DENVER BOTANIC GARDENS

COURSE
CATALOG

SESSION 2 | 2023



COURSE CATALOG

SESSION 2 | 2023

SCHOOL OF BOTANICAL ART & ILLUSTRATION



FOR QUESTIONS AND CONSULTATION

720-865-3670

SBAI@botanicgardens.org

FOR INFORMATION ABOUT REGISTRATION

720-865-3500

info@botanicgardens.org

VISIT OUR WEBSITE

botanicgardens.org

VISIT OUR FACEBOOK PAGE



[facebook.com/
SchoolOfBotanical
ArtAndIllustration](https://www.facebook.com/SchoolOfBotanicalArtAndIllustration)

SIGN UP FOR OUR E-NEWSLETTER



[qr.botanicgardens.org/
enewsletters](http://qr.botanicgardens.org/enewsletters)

CONTENTS

Registration and General Information	page 1
Opportunities to Engage & Connect	page 2
Courses at a Glance.	page 4
Art Exploration Courses	page 6
Botanical Illustration Certificate Program	
Overview	page 10
Foundational Courses	page 12
Advanced Courses	page 16
Elective Courses.	page 18
Teaching Artists and Instructors.	page 26
Upcoming Exhibitions and Tours.	page 30

MESSAGE FROM THE CEO

The School of Botanical Art & Illustration (SBAI) gets to the heart of who Denver Botanic Gardens is as an institution: an intersection of disciplines focused on the fusion of art, science and curiosity. Whether in-person at the Freyer – Newman Center or in an online classroom, the School of Botanical Art & Illustration offers multiple avenues for artists of all skill levels to pursue their passion. For some, a certificate path leads to skills essential in the field of scientific illustration. Others may desire a creative outlet, whether an introductory art class, nature journaling or printmaking. Regardless of your motivation, you'll find opportunities within these programs to connect with people and the natural world.



Brian Vogt
Denver Botanic Gardens CEO

Photos © Scott Dressel-Martin

Cover artwork: Nick Elias, *Prunus persica*, colored pencil, pen and ink, 2021.

REGISTRATION AND GENERAL INFORMATION



Registration for the second session of 2023 opens online at 10 a.m. MT on Friday, May 26, 2023.

The course schedule is subject to change. Additional offerings and sections of courses with full waitlists may be added.

Before You Register

Please ensure you have completed the prerequisites necessary for courses. Prerequisites are listed in the course description and prerequisite chart. If you have questions, check our FAQ page or reach out to SBAI@botanicgardens.org.

Consider supporting the Gardens and becoming a member to receive a 20% discount on courses. If you are already a member, please check that your email and mailing address are current before registering.

To Register

Register for classes online anytime or call our Resource Center during business hours at 720-865-3500.

Once You Register

A syllabus including a supply list and location (or Zoom link for online offerings) will be emailed upon registration. Please review the document carefully and email SBAI@botanicgardens.org if you have questions about the course.

If you need to make changes to your registration, please reach out to the Denver Botanic Gardens Resource Center by emailing info@botanicgardens.org or calling 720-865-3500 during business hours.

You will receive an email reminder to the address provided at registration before the first class.

After the Course Has Begun

Instructors are not authorized to grant or promise refunds or exceptions to course or program policies.

Requirements for Individual Courses

Attendance is required at the first class of all courses. If absent during the first class, attendance at subsequent classes will not be allowed, except on a case-by-case basis.

Recording

We encourage students to attend classes live whether online or onsite. Due to privacy restrictions, classes cannot be recorded. Thank you in advance for understanding.

Weather

Classes cancelled due to inclement weather or other emergencies will be rescheduled via email communication from SBAI. For closings due to weather, call 720-865-3620 to hear a recorded message on the status of programs.

Refunds, Withdrawals and Cancellations

- Classes may be cancelled by Denver Botanic Gardens due to low registration numbers or other extenuating circumstances. Registrants enrolled in cancelled classes will receive email notice of the cancellation. Refunds or exchanges will be provided by the Gardens and must be processed within two weeks of cancellation notice.
- Cancellations by students more than one week prior to class start are subject to a 15% cancellation fee.
- Cancellations by students with less than one week's notice are non-refundable.
- Registrations are not refunded for inclement weather such as snow, wind, rain, mud, cold or extreme temperatures. Classes may shift to meet online and this will be communicated via email as soon as possible.

Accessibility

Denver Botanic Gardens' School of Botanical Art & Illustration aims to be accessible to individuals with disabilities. Please reach out to inquire about specific accommodations by emailing SBAI@botanicgardens.org.

Give the Gift of Creativity

Looking for the perfect gift for someone special? Our Resource Center can help you share the gift of learning! Call 720-865-3500 during business hours to learn more.

REGISTRATION IS EASY

Phone:
720-865-3500

Online:

Email:
SBAI@botanicgardens.org



OPPORTUNITIES TO ENGAGE & CONNECT



FOOD FOR THOUGHT

Fee: Free with registration

▼ **ONLINE:** Friday, July 7, noon – 1 p.m. MT

▼ **ONLINE:** Friday, August 4, noon – 1 p.m. MT

▼ **ONLINE:** Friday, September 1, noon – 1 p.m. MT

▼ **ONLINE:** Friday, October 6, noon – 1 p.m. MT

▼ **ONLINE:** Friday, November 3, noon – 1 p.m. MT

▼ **ONLINE:** Friday, December 1, noon – 1 p.m. MT

Seeking inspiration for how to take your creative practice to the next level? Looking for advice about navigating exhibitions, merchandising or collaborating with scientists? This online series addresses professional practices and highlights botanical artists, Gardens staff and speakers from the greater creative community. During these one-hour Zoom discussions, we'll demystify the art world and share skills that will help our creative community thrive.

First Friday Food for Thought lectures are free, though advanced registration is required to receive the Zoom link. More [information about topics and speakers](#) can be found online.

CREATIVE CONVENINGS

Fee: Free with registration

📍 **ONSITE:** Thursday, August 17, 5-8 p.m. MT

📍 **ONSITE:** Monday, October 2, 5-8 p.m. MT

Join us every other month to connect with fellow creatives. Denver Botanic Gardens' Freyer – Newman Center is a physical manifestation of the celebration of the fusion of science and art. The Center houses the Helen Fowler Library, the Sturm Family Auditorium, art galleries, herbaria, classrooms and the School of Botanical Art & Illustration. Here, science and art unite to document human relationships with the larger environment.

Artists, scientists, cooks, gardeners—all are welcome! We open our botanical illustration classrooms for you to explore, try new mediums and kick back with creatives of all walks. Do you have art supplies in good condition that you'd like to share or trade? Join us at an upcoming Creative Convening to participate in a supply swap. We'll also be offering scanning services free of charge, so if you need two-dimensional artworks digitized, bring up to two pieces and a thumb drive.

Advanced registration is required. BYOB wine and beer are permitted. Please bring valid ID if you plan to consume alcohol.

OPPORTUNITIES TO ENGAGE & CONNECT

INTERSECTIONS: CONVERSATIONS ON ART & SCIENCE

This lecture series (formerly known as Café Botanique) is a lecture series open to all. These talks by artists, scientists, community members and thought leaders cover a wide range of topics that highlight the junctions of art and science. Lectures are typically 30-45 minutes followed by a question-and-answer session and discussion.

Fee: \$10 member | \$12 non-member

Herbals, Murals and Myth: The Artforms of Ethnobotany

▼ **ONLINE:** Wednesday, July 12, 6 p.m. MT

Join ethnobotanist Maeve Bassett to explore human relationships with plants and methods humans have used to preserve and depict plants through history including edibles, art and folklore.

Understanding Color for Commercial Printing

▼ **ONLINE:** Wednesday, August 9, 6 p.m. MT

Reproducing fine art for mass printing has one challenge that continually arises—the shift from the vibrancy found in the original art to muddy, muted colors when printed. How can artists mitigate this process and avoid surprises or late edits of their artwork when working with businesses? Kelly Roy, graphic designer and art coordinator at [Botanical Interests](#), provides examples and suggestions to take your artworks from paper to print ready!

African Blues: My Life in Indigo

▼ **ONLINE:** Wednesday, September 13, 6 p.m. MT

Artist Gasali Adeyemo hails from Osogbo, Nigeria and is influenced by designs from the Yoruba culture in his practice of batik, *adire eleko* (textiles created using traditional dyeing and knotting techniques) and tie-dye arts. Join us to learn about the history of fiber art, Yoruba designs, the use of indigo dye and the artist's own life story, including how he came to fiber art and how he blends cultural traditions and natural materials in his work. Don't miss his art in the exhibition *Indigo*, on view July 2 – November 5 in the Freyer – Newman Center.



Gasali Adeyemo



Alice Tangerini

Botanical Illustration in the Museum

HYBRID: Wednesday, October 11, 6 p.m. MT

Smithsonian Institution staff illustrator Alice Tangerini presents a story of plant collecting and recording. As the worlds of illustration and graphic design become increasingly digitized, don't miss this opportunity to learn from Tangerini's five decades of experience working side-by-side with scientists, artists, curators and collection managers.

Melanie Yazzie's Peace Walking: Artful Nature

▼ **ONLINE:** Wednesday, November 8, 6 p.m. MT

Join artist Melanie Yazzie (Salt Water and Bitter Water Diné clans) for a discussion of her artwork and recurring themes celebrating people and the natural world. Yazzie invites viewers to better understand Diné (Navajo) culture through her multi-layered prints, paintings and sculptures. Learn more about the artist and her methods as she shares the vibrant and deeply engaging stories that fuel her artistic practice.

Sketching in the Galleries

Prerequisites: None

Fee: \$12 member | \$15 non-member

♥ **ONSITE:** Sunday, July 9, 1-3 p.m. MT

♥ **ONSITE:** Sunday, August 20, 1-3 p.m. MT

♥ **ONSITE:** Sunday, September 17, 1-3 p.m. MT

♥ **ONSITE:** Sunday, October 15, 1-3 p.m. MT

♥ **ONSITE:** Sunday, November 12, 1-3 p.m. MT

Join us on Sunday afternoons in the art galleries of the Freyer – Newman Center to practice your observational skills and learn drawing techniques amongst the art. Bring your favorite pencils or colored pencils, paper and an open mind. We will provide stools, drawing boards and guidance during your drawing session. Note: Wet media and ink are not permissible in the galleries.

This course is part of our Art Exploration Program and is open to everyone. The course fee does not include materials.



Nick Elias

COURSES AT A GLANCE

	COURSE	START DATE	DAY OF WEEK	TIME	PAGE
🕒	Introduction to Botanical Illustration	Friday, June 30	Friday	9 a.m. – noon	12
🕒	Pencil I (Botanical Illustration)	Wednesday, July 5	Wednesday	1-4 p.m.	12
📌	Composition for Botanical Illustration	Thursday, July 6	Thursday	5-8 p.m.	14
🕒	Sketching in the Galleries	Friday, July 7	Sunday	1-3 p.m.	3
📌	Food for Thought	Friday, July 7	Friday	Noon – 1 p.m.	2
🕒	Introduction to Watercolor Pencil	Tuesday, July 11	Tuesday	1-4 p.m.	23
📌🕒	Intersections Lecture	Wednesday, July 12	Wednesday	6-7:30 p.m.	3
📌	Color Mixing in Watercolor	Sunday, July 13	Thursday	1-4 p.m.	14
	Portfolio Preparation	Friday, July 14	Friday Saturday	10 a.m. – noon 9 a.m. – 2:30 p.m.	17
🕒	Weaving Portals: Ojo de Dios	Saturday, July 15	Saturday	9 a.m. – 2:30 p.m.	9
	Color Layering for Colored Pencils	Tuesday, July 25	Tuesday	1-4 p.m.	13
🕒	Botanical Woodcut Printing	Saturday, July 29	Saturday	9 a.m. – 2:30 p.m.	6
🕒	Exploring Monotype Printmaking	Sunday, July 30	Sunday	10 a.m. – 4 p.m.	8
📌	Watercolor I (Botanical Illustration)	Tuesday, August 1	Tuesday	1-4 p.m.	15
📌	Introduction to Botanical Illustration	Tuesday, August 1	Tuesday	5-8 p.m.	12
📌	Pencil II (Botanical Illustration)	Wednesday, August 2	Wednesday	9 a.m. – noon	16
📌	Pen and Ink I (Botanical Illustration)	Wednesday, August 2	Wednesday	1-4 p.m.	14
📌	Light on Form	Wednesday, August 2	Wednesday	5-8 p.m.	13
🕒	Introduction to Color Theory	Thursday, August 3	Thursday	1-4 p.m.	13
📌	Food for Thought	Friday, August 4	Friday	Noon – 1 p.m.	2
📌🕒	Intersections Lecture	Wednesday, August 9	Wednesday	6-7:30 p.m.	3
	Introduction to Carbon Dust	Saturday, August 12	Saturday	9 a.m. – 2:30 p.m.	22
	Luminosity Through Layering with Colored Pencils	Thursday, August 17	Thursday – Saturday	9 a.m. – 2:30 p.m.	23
★	Creative Convening/Scanning	Friday, August 18	Thursday – Saturday	5-8 p.m.	3
🕒	Introduction to Insect Pinning	Saturday, August 19	Saturday	9 a.m. – noon	8
🕒	Sketching in the Galleries	Sunday, August 20	Sunday	1-3 p.m.	3
🏡	Farm-fresh Watercolors	Thursday, August 24	Thursday – Saturday	9 a.m. – 2:30 p.m.	21
🕒	Needle-felted Jewelry with Natural Inspiration	Saturday, August 26	Saturday	1-4 p.m.	9
📌🕒	Make Your Own Indigo Dye	Sunday, August 27	Sunday	9 a.m. – 2:30 p.m.	9
	Colored Pencil I (Botanical Illustration)	Tuesday, August 29	Tuesday	1-4 p.m.	15
	Storytelling Through Illustration	Friday, September 1	Friday	9 a.m. – noon	24
📌	Food for Thought	Friday, September 1	Friday, Saturday	Noon – 1 p.m.	2
🕒	Pencil I (Botanical Illustration)	Tuesday, September 5	Tuesday	5-8 p.m.	12
📌🕒	Artist's Skills: Success in Pen and Ink	Tuesday, September 5	Tuesday	5-8 p.m.	18
📌	Perfecting Perspective	Wednesday, September 6	Wednesday	1-4 p.m.	14
	Drawing on Tradition: Botanicals In the Style of Georgia O'Keefe	Wednesday, September 6	Wednesday	5-8 p.m.	20
	Birds' Nests in Graphite	Thursday, September 7	Thursday	1-4 p.m.	18
📌	Butterflies Illuminated	Thursday, September 7	Thursday	1-4 p.m.	19
	Mixed Media: Graphite & Colored Pencil	Thursday, September 7	Thursday	5-8 p.m.	23
🕒	Drawing in the Gardens	Saturday, September 9	Saturday	9 a.m. – noon	20
	Documenting Native Plants	Saturday, September 9	Saturday, Sunday	1-4 p.m.	20
🏡🕒	Bundle Dying at Chatfield Farms	Sunday, September 10	Sunday	10 a.m. – 2:30 p.m.	6
🕒	Basic Encaustic Techniques	Monday, September 11	Monday, Tuesday	10 a.m. – 4 p.m.	6
📌	Botanical Compositions with Found Objects	Monday, September 11	Monday	1-4 p.m.	18
📌🕒	Intersections Lecture	Wednesday, September 13	Wednesday	6-7:30 p.m.	3
🕒	Drawing in the Gardens	Saturday, September 16	Saturday	9 a.m. – noon	20
📌🕒	Illustrating Pollinator Syndromes	Saturday, September 16	Saturday, Sunday	1-4 p.m.	21
🕒	Sketching in the Galleries	Sunday, September 17	Sunday	1-3 p.m.	3

KEY: 📌 Online 🕒 No Prerequisites 🏡 Chatfield Farms ★ Program

COURSES AT A GLANCE

COURSE	START DATE	DAY OF WEEK	TIME	PAGE
Color Mixing in Watercolor	Wednesday, September 20	Wednesday	9 a.m. – noon	14
🕒 Introduction to Botanical Illustration	Wednesday, September 20	Wednesday	1-4 p.m.	12
📌🕒 Surface Design	Tuesday, September 26	Tuesday	5-8 p.m.	24
Inspired by Ecology	Saturday, September 30	Saturday, Sunday	9 a.m. – noon	21
★ Creative Convening/Scanning	Monday, October 2	Monday	5-8 p.m.	2
📌🕒 Pencil I (Botanical Illustration)	Friday, October 6	Friday	9 a.m. – noon	12
📌🕒 Introduction to Color Theory	Friday, October 6	Friday	1-4 p.m.	13
📌 Food for Thought	Friday, October 6	Friday	Noon – 1 p.m.	2
📌🕒 Botany for the Botanical Illustrator	Monday, October 9	Monday	5-7:30 p.m.	13
📌🕒 Intersections Lecture	Wednesday, October 11	Wednesday	6-7:30 p.m.	3
🕒 Intersections Lecture	Wednesday, October 11	Wednesday	6-7:30 p.m.	3
📌🕒 Botany for the Botanical Illustrator	Thursday, October 12	Thursday	5-7:30 p.m.	13
Botanical Portraits in Layered Media	Friday, October 13	Friday – Sunday	9 a.m. – 2:30 p.m.	18
🕒 Sketching in the Galleries	Sunday, October 15	Sunday	1-3 p.m.	3
Expand & Experiment with Encaustic	Monday, October 16	Monday, Tuesday	10 a.m. – 4 p.m.	6
🕒 Introduction to Charcoal Drawing	Thursday, October 19	Thursday	9 a.m. – noon	22
📌🕒 Botany Spotlight: The Mysteries of Flower Reproduction	Friday, October 20	Friday	1-4 p.m.	19
Light on Form	Wednesday, November 1	Wednesday	9 a.m. – noon	13
Composition for Botanical Illustration	Wednesday, November 1	Wednesday	1-4 p.m.	14
📌 Colored Pencil II (Botanical Illustration)	Wednesday, November 1	Wednesday	5-8 p.m.	17
📌 Watercolor II (Botanical Illustration)	Thursday, November 2	Thursday	1-4 p.m.	17
🕒 Botany Spotlight: How to Identify Major Plant Families	Friday, November 3	Friday	1-4 p.m.	19
Food for Thought	Friday, November 3	Friday	Noon – 1 p.m.	2
📌 Colored Pencil I (Botanical Illustration)	Monday, November 6	Monday	1-4 p.m.	15
📌 Scratchboard Botanicals	Monday, November 6	Monday	1-4 p.m.	24
📌 Botanicals in Gouache	Monday, November 6	Monday	5-8 p.m.	19
Drawing on Tradition: Tropical Flowers Inspired by Manabu Saito	Tuesday, November 7	Tuesday	9 a.m. – noon	20
Pen and Ink I (Botanical Illustration)	Tuesday, November 7	Tuesday	1-4 p.m.	14
📌 Pen and Ink II (Botanical Illustration)	Tuesday, November 7	Tuesday	9 a.m. – noon	16
📌 Fall Bulbs in Mixed Media	Tuesday, November 7	Tuesday	1-4 p.m.	21
📌 Color Layering for Colored Pencils	Tuesday, November 7	Tuesday	5-8 p.m.	13
📌🕒 Intersections Lecture	Wednesday, November 8	Wednesday	6-7:30 p.m.	3
📌 Perfecting Perspective	Thursday, November 9	Thursday	5-8 p.m.	14
🕒 Custom-printed Winter Greeting Cards	Saturday, November 11	Saturday	9 a.m. – 2:30 p.m.	8
🕒 Sketching in the Galleries	Sunday, November 12	Sunday	1-3 p.m.	3
🕒 Pencil I (Botanical Illustration)	Tuesday, November 14	Tuesday	1-4 p.m.	12
📌 Food for Thought	Friday, December 1	Friday	Noon – 1 p.m.	2
📌 Mixed Media: Pen & Ink with Graphite	Wednesday, December 6	Wednesday	9 a.m. – 2:30 p.m.	23
🕒 Terrarium Building 101	Saturday, December 16	Saturday	1-4 p.m.	9
🕒 Introduction to Picture Book Layout and Design	Wednesday, January 17, 2024	Wednesday	5-8 p.m.	7
📌🕒 Introduction to Picture Book Layout and Design – ONLINE	Wednesday, January 17, 2024	Wednesday	5-8 p.m.	7
🕒 Illustrating Expressive Characters	Wednesday, January 24, 2024	Wednesday	5-8 p.m.	7
📌🕒 Illustrating Expressive Characters – ONLINE	Wednesday, January 24, 2024	Wednesday	5-8 p.m.	7
🕒 Sequenced Illustrations to Build Narrative	Wednesday, January 31, 2024	Wednesday	5-8 p.m.	7
📌🕒 Sequenced Illustrations to Build Narrative – ONLINE	Wednesday, January 31, 2024	Wednesday	5-8 p.m.	7
🕒 Illustrating Educational Books for Children	Wednesday, February 7, 2024	Wednesday	5-8 p.m.	7
📌🕒 Illustrating Educational Books for Children – ONLINE	Wednesday, February 7, 2024	Wednesday	5-8 p.m.	7

KEY: 📌 Online 🕒 No Prerequisites 🏡 Chatfield Farms ★ Program

ART EXPLORATION COURSES

In addition to botanical illustration classes, the School of Botanical Art & Illustration provides creative learning opportunities inspired by the natural world. Consider a class in nature journaling, collage or printmaking to discover new modes of expression. These classes are open to all, regardless of previous art experience.



Basic Encaustic Techniques

Prerequisites: None

Fee: \$185 member
\$225 non-member

ONSITE:

Monday & Tuesday,
September 11 & 12,
10 a.m. – 4 p.m. MT

Instructor:

Victoria Eubanks



Victoria Eubanks

Curious about encaustic? Discover what you can create with this ancient, luminous medium—a molten mixture of beeswax, tree sap and pigment. This two-day, basic encaustic techniques workshop is designed to give participants an overview of the encaustic process and allows students to experiment with various tools and techniques.

This course is part of the Art Exploration program and open to everyone. The course fee includes all materials.

Expand & Experiment with Encaustic

Prerequisites: Introduction to Encaustic Techniques or previous encaustic experience

Fee: \$185 member
\$225 non-member

ONSITE:

Monday & Tuesday,
October 16 & 17,
10 a.m. – 4 p.m. MT

Instructor:

Victoria Eubanks



Victoria Eubanks

This two-day, jam-packed workshop is perfect for those ready to take their encaustic skills to the next level. Experiment with more advanced techniques including pours, dips, burns, mono prints and so much more. Let's see what we can create with encaustic wax!

This course is part of the Art Exploration program and open to everyone. The course fee includes all materials.

Botanical Woodcut Printing

Prerequisites: None


Fee: \$145 member
\$170 non-member

ONSITE:

Saturday, July 29,
9 a.m. – 2:30 p.m. MT

Instructor:

Javier Flores



Javier Flores

Create and complete your own multicolor woodcut print edition. Learn about this ancient technique and the meditative qualities of carving wood blocks while considering the overall aesthetics of the piece, including variation of line, pattern and shape. Learn about the tools and techniques of printmaking; no experience required.

This course is part of the Art Exploration program and open to everyone. The course fee includes some materials.

Bundle Dyeing at Chatfield Farms

Prerequisites: None

Fee: \$125 member
\$150 non-member

ONSITE: Sunday,
September 10,

10 a.m. – 2:30 p.m. MT

Instructor: Maki Teshima



Maki Teshima

Join at Chatfield Farms for an experimental dyeing workshop with Maki Teshima. Use locally grown plants and explore other natural materials that can be used in bundle dyeing or tatabi (pounded) dyeing. Learn about these basic natural dyeing processes and create your own abstract surface designs with cotton and silk fabrics.

This course is part of the Art Exploration program and open to everyone. The course fee includes some materials.

ART EXPLORATION COURSES



FOCUS ON PICTURE BOOKS SERIES

This is a limited series of classes featuring four deep dives into the world of children's literature, picture books and narrative-based illustration inspired by the exhibition *Golden Legacy: Original Art from 80 Years of Golden Books*, on view in the Freyer – Newman Center October 15, 2023 – February 4, 2024. Each one-day workshop is available either online or onsite at the Gardens and can be taken individually or in sequence as a series.

Instructor: Darcy Evans

Introduction to Picture Book Layout and Design

Prerequisites: None

Fee: \$50 member | \$60 non-member

📺 **ONLINE:** Wednesday, January 17, 5-8 p.m. MT

📍 **ONSITE:** Wednesday, January 17, 5-8 p.m. MT

In this introductory course Darcy Evans teaches you how to use your art to better tell stories by exploring specific techniques in picture book illustration. Learn how to use design as communication, how to think about a whole book layout, composition and various picture book genres. If you have ever considered illustrating for children, this class is for you!

Illustrating Expressive Characters

Prerequisites: None

Fee: \$50 member | \$60 non-member

📺 **ONLINE:** Wednesday, January 24, 5-8 p.m. MT

📍 **ONSITE:** Wednesday, January 24, 5-8 p.m. MT

What makes a picture book memorable? Is it the quirky characters, the lush illustrations or the feelings it evokes? The best picture books do it all!

In this lecture you will learn some tips for using layout, colors, style and so much more to create a story with emotional resonance. You will learn how to illustrate engaging characters and how to use the whole page to express their story.

Sequenced Illustrations to Build Narrative

Prerequisites: None

Fee: \$50 member | \$60 non-member

📺 **ONLINE:** Wednesday, January 31, 5-8 p.m. MT

📍 **ONSITE:** Wednesday, January 31, 5-8 p.m. MT

Are you interested in storytelling? Or how to use illustrations to tell a tale? This is the perfect class for you! We will be exploring how to use multiple illustrations to create a narrative. Learn how composition effects pacing and plotting, how to build to a page turn, how to use succession and sequencing effectively (and also what those are) and get an introduction to storyboarding. In this class you will learn how to visually create narrative structure, an essential element in picture book illustration. Please join us for a fun-filled class of visual storytelling.

Illustrating Educational Books for Children

Prerequisites: None

Fee: \$50 member | \$60 non-member

📺 **ONLINE:** Wednesday, February 7, 5-8 p.m. MT

📍 **ONSITE:** Wednesday, February 7, 5-8 p.m. MT

From ABC books to 123s, from fun facts to inspirational biographies, we live in a golden age of children's nonfiction. Join us for a fun class where illustrations can come to life and teach us all a little something.

ART EXPLORATION COURSES

Coiling and Shaping in Paper Quilling

Prerequisites: None

Fee: \$190 member
\$230 non-member

ONSITE: Friday, July 7, 14, 21 & 28, 1-4 p.m. MT
Instructor: Mitra Verma



Mitra Verma

Paper quilling, also known as paper filigree, is a centuries-old craft featuring neatly spiraled paper coils that are then manipulated into beautiful shapes such as flowers and birds. Quilling designs are comprised of several small, contemplative elements that come together to form a finished image. The sky is the limit once you understand the principles! Quilling craft projects can range from simple gift tags to ornaments, jewelry, three-dimensional cards and more.

This course is part of our Art Exploration Program and is open to everyone. The course fee does not include materials.



Scott Dressel-Martin

Custom-printed Winter Greeting Cards

Prerequisites: None

Fee: \$105 member | \$125 non-member

ONSITE: Saturday, November 11, 9 a.m. – 2:30 p.m. MT
Instructor: TBD

Turn snail mail into upscale mail! Take your drawings and transfer them onto linoleum blocks to create original printed cards for your winter holiday correspondence. Ink and print a set of 10 cards on our new printing press that you can share with your favorite people.

This course is part of the Art Exploration program and open to everyone. The course fee includes some materials.

Exploring Monotype Printmaking

Prerequisites: None

Fee: \$180 member
\$215 non-member

ONSITE: Sunday, July 30, 10 a.m. – 4 p.m. MT
Instructor: Melanie Yazzie



Melanie Yazzie

Don't miss this opportunity to work with local multimedia artist Melanie Yazzie. This workshop guides participants through a printmaking process called monotype that produces one-of-a-kind, unique images. Use gelli plates to create richly layered compositions through one or more impressions and countless design variations to tell a personal story of identity. Artistic options are endless, and the process offers the potential to open new creative paths. The one-day workshop is intensive, enriching and uses eco-friendly, soy-based Akua inks.

This course is part of the Art Exploration program and open to everyone. The course fee includes all materials.



Amber Hage-Ali

Introduction to Insect Pinning

Prerequisites: None

Fee: \$60 member | \$80 non-member

ONSITE: Saturday, August 19, 9 a.m. – noon MT
Instructor: Amber Hage-Ali

In this class combining science and art, learn everything you need to know to mount your own butterfly specimen. The class begins with a presentation of the anatomy and ecology of selected specimens. Learn how to rehydrate your specimen to open the wings in a "relaxing chamber." Leave with newfound respect for butterflies as well as your own unique pinned specimen.

This course is part of the Art Exploration program and open to everyone. The course fee includes all materials.

ART EXPLORATION COURSES

Make Your Own Indigo Dye

Prerequisites: None

Fee: \$135 member
\$155 non-member

📍 **ONSITE:**
Sunday, August 27,
9 a.m. – 2:30 p.m. MT
Instructor: Maki Teshima



Maki Teshima

Join us for this unique opportunity to make your own natural indigo jars for home dye projects. Local artist Maki Teshima shares tips to mix, store and use indigo at home, even in a small space. You will be introduced to various shibori techniques on cotton and silk to create a jumping off point to develop your own surface designs on textiles.

This course is part of the Art Exploration program and open to everyone. The course fee includes all materials.

Terrarium Building 101

Prerequisites: None

Fee: \$60 member
\$70 non-member

📍 **ONSITE:** Saturday,
December 16, 1-4 p.m. MT
Instructor: Amber Hage-Ali



Amber Hage-Ali

Learn the history of this very important vessel—a true intersection of art and science—that helped facilitate global trade of live plants. Build your own living ecosystem with plants and décor of your choice! Class supplies include one small glass vessel with a cork top, substrate material, three 2" terrarium plants and decorative items such as moss, sand, stones and crystals. Leave with a new small-scale terrarium and maintenance tips.

This course is part of the Art Exploration program and open to everyone. The course fee includes all materials.

Weaving Portals: Ojo de Dios

Prerequisites: None

Fee: \$105 member | \$125 non-member

📍 **ONSITE:** Saturday, July 15, 9 a.m. – 2:30 p.m. MT
Instructor: Cal Duran



Cal Duran

Examine the natural world and the spider and learn the cultural significance and spiritual reverence of *Ojo de Dios*. Weaving is symbolic of overcoming blockages or seemingly broken connections to create wholeness or oneness. Weavers can connect people and place. Learn several weaving techniques to create an 8" x 18" God's Eye Portal.

This course is part of the Art Exploration program and open to everyone. The course fee includes some materials.



Adriana Paola Palacios Luna

Needle-felted Jewelry with Natural Inspiration

Prerequisites: None

Fee: \$60 member | \$70 non-member

📍 **ONSITE:** Saturday, August 26, 1-4 p.m. MT
Instructor: Adriana Paola Palacios Luna

Join Luna Cultura to create beautiful needle-felted jewelry. Learn to interweave wool, yarn, felt and beads to create shapes and textures with needle felting tools. This workshop will be conducted in English and Spanish.

This course is part of the Art Exploration program and open to everyone. The course fee includes all materials.

Joyería de lana picada con inspiración natural

Requisitos previos: ninguno

Precio: \$60 miembros | \$70 no miembros

📍 **Presencial:** sábado 26 de agosto, de 13:00 a 16:00 h.
Instructora: Adriana Paola Palacios Luna

Únete a Luna Cultura para crear hermosa joyería de lana picada. En esta clase aprenderemos a entretejer lana, estambres, fieltro y cuentas para crear formas y texturas de joyería con herramientas de lana picada. Crearemos diseños inspirados en la Madre Tierra. Este taller se llevará a cabo en inglés y español.

Este curso es parte del programa de Exploración de Arte y está abierto a todos. El precio del curso incluye todos los materiales.

BOTANICAL ILLUSTRATION

CERTIFICATE PROGRAM OVERVIEW



Much has been said about the modern need to fuse art and science for collaboration and enlightenment, but few programs are as direct in their impact as botanical illustration. Botanical art and botanical illustration portray plants for scientific purposes or render the beauty and inspiration we experience around us.

The School of Botanical Art & Illustration focuses not only on artistic techniques but also on the plants themselves. Courses in botany, visits to our [herbaria](#) and [library](#) and opportunities to learn from staff horticulturists and researchers round out the curriculum and provide context for the practice of botanical illustration. Our highly interactive studio classes with low student-to-instructor ratios include demonstrations, studio time and feedback in addition to discussions and real-world opportunities for exhibition and publication.

The program is rooted at Denver Botanic Gardens' [Freyer – Newman Center](#), which houses the Helen Fowler Library, the Sturm Family Auditorium, three art galleries, herbaria, classrooms and a coffee shop. We offer classes onsite at our York Street and Chatfield Farms locations as well as online for those who wish to learn remotely.

About the Program

The School of Botanical Art & Illustration continues to evolve and respond to feedback from our community and new opportunities for delivering learning experiences. The program now offers two pathways of study: Foundational and Advanced. At either level, students may choose to simply take courses or proceed to prepare and submit a portfolio for review required to graduate with a certificate. While we continue to honor and uphold the rigor and tradition of the former Certificate Program and all alumni, we hope this new format will provide pathways for students to move through the program in ways that meet their learning goals.

Attendance and Participation

The following requirements apply to receive credit for any course towards Foundational or Advanced Completion or Certificate:

- Attend the first class.
- Attend at least 80% of the classes (12 of 15 hours).
- Participate in the online Padlet community by posting progress images and responding to prompts from the instructor or moderator.
- Submit final work no later than one week after final day of class.

To receive credit for an absence in any required class, work must be made up to the satisfaction of both the instructor and SBAI program manager. If you know in advance that you will miss a class session, please notify SBAI staff by emailing SBAI@botanicgardens.org.

Elective Courses and Credit

Elective courses are designed to build experience with new media and background knowledge of botanical art, and they should be integrated with the required courses. In addition to the required courses, it is strongly recommended that students simultaneously take relevant elective courses. Guest instructor workshops may qualify for elective credit.

Intersections: Conversations on Art & Science (formerly known as Café Botanique) is a lecture series open to all. Attendance at one lecture gives one elective credit hour; students can receive a maximum of 15 credit hours from these lectures. Pre-registration is required for credit.

Completion and Certificate Applications

Upon completion of course work at either level, students may apply for their desired acknowledgment of completion or graduation. Students are asked to complete the [Application of Acknowledgement](#).

If pursuing the Foundational or Advanced Certificate, students must also prepare a portfolio for submission. The portfolio consists of five finished botanical plates (11 x 14 inch), one each in the following media:

1. Graphite pencil
2. Colored pencil
3. Pen and ink
4. Watercolor
5. Artist's choice (a plate in any media and of any subject taught within the school's curriculum)

Deadline to submit the Application of Acknowledgement and completed portfolio is September 30, 2023. Portfolio must be delivered to Denver Botanic Gardens. Please arrange delivery or drop-off by emailing SBAI@botanicgardens.org.

Scholarship Program

With ongoing support from [Botanical Interests](#), the School of Botanical Art & Illustration scholarship program provides tuition and supplies for courses in botanical illustration.

Denver Botanic Gardens' core values guide our work and cultivation of our community: **Transformation, Relevance, Diversity** and **Sustainability**. To realize these values, the Gardens seeks to support and engage diverse perspectives. Applicants of color and/or within the LGBTQ community are strongly encouraged to apply.

Applicants must be 17 years or older and complete an online [application form](#). Recipients are responsible for the cost of some required materials not included in course fees, as well as any associated travel expenses. Awarded funds must be used within the current or immediately following class session.

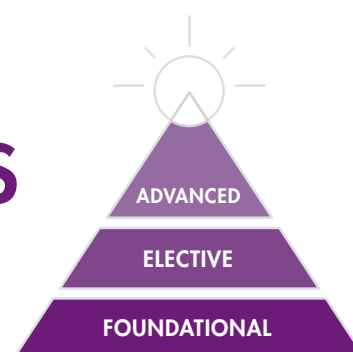
Applications will be reviewed on a rolling basis. Deadline of May 1 and November 1 for the following session. Notification about decisions will be delivered within one month of each deadline.

Diploma Program

Launch an independent study project and take your illustrations to the next level! Please inquire about higher level self-directed learning opportunities by emailing SBAI@botanicgardens.org.

BOTANICAL ILLUSTRATION PATHWAYS & REQUIREMENTS

Courses may be taken in any order, provided all prerequisites have been met. Be sure to complete Elective hours, which can include Intersections lectures (formerly Café Botanique lectures), along your way to the top!



FOUNDATIONAL COURSES

	COURSE COMPLETION	FOUNDATIONAL CERTIFICATE
REQUIREMENTS	Complete all Foundational courses and Elective hours	Complete all Foundational courses, additional Elective hours and submit portfolio for review and approval
REQUIRED COURSES	11 (all Foundational courses)	12 (all Foundational courses plus Portfolio Preparation)
REQUIRED ELECTIVE HOURS	20	40 (cumulative)
COURSES		PREREQUISITES
P 1 Pencil I (Botanical Illustration)		None
BOT Botany for the Botanical Illustrator		None
ICT Introduction to Color Theory		None
LOF Light on Form		P 1
CLCP Color Layering for Colored Pencil		P 1
CMWC Color Mixing in Watercolor		P 1
COMP Composition for Botanical Illustration		P 1 LOF
PER Perfecting Perspective		P 1 LOF
P&I 1 Pen and Ink I (Botanical Illustration)		P 1 BOT LOF
CP 1 Colored Pencil I (Botanical Illustration)		P 1 BOT LOF CLPL
WC 1 Watercolor I (Botanical Illustration)		P 1 BOT LOF CMWC

ADVANCED COURSES

	COURSE COMPLETION	ADVANCED CERTIFICATE
REQUIREMENTS	Complete all Foundational and Advanced courses as well as Elective hours	Complete all Foundational and Advanced courses, additional Elective hours and submit portfolio for review and approval
REQUIRED COURSES	16 (all Foundational courses plus 4 Advanced courses)	17 (all Foundational and Advanced courses plus Portfolio Preparation)
REQUIRED ELECTIVE HOURS	80 (cumulative)	120 (cumulative)
COURSES		PREREQUISITES
CP 2 Colored Pencil II (Botanical Illustration)		P 1 BOT LOF CLPL CP 1 COMP PER
P 2 Pencil II (Botanical Illustration)		P 1 BOT LOF COMP PER
P&I 2 Pen and Ink II (Botanical Illustration)		P 1 BOT LOF P&I 1 COMP PER
WC 2 Watercolor II (Botanical Illustration)		P 1 BOT LOF CMWC WC 1 COMP PER

BOTANICAL ILLUSTRATION COURSES

Providing the technical skills required to render accurate, detailed and scientifically useful depictions of the plant world, the core curriculum consists of a comprehensive series of foundational classes.

INTRODUCTORY COURSE

Introduction to Botanical Illustration

Prerequisites: None

Fee: \$275 member | \$330 non-member

📍 **ONSITE:** June 30, July 7, 14, 21 & 28, 9 a.m. – noon **MT Instructor:** Michael Campbell

📺 **ONLINE:** Tuesday, August 1, 8, 15, 22 & 29, 5-8 p.m. **MT Instructor:** Renee Jorgensen

📍 **ONSITE:** Wednesday, September 20 & 27, October 4, 11 & 18, 1-4 p.m. **MT Instructor:** Renee Jorgensen



Renee Jorgensen

Start at the beginning. If you are pulling from distant memory or drawing for the very first time, this gently paced course is for you. Through carefully explained demonstrations, simple exercises and helpful critiques, you will learn step-by-step how to draw what you see and build the skills required to enter the School of Botanical Art & Illustration with confidence.

This course is an elective and is open to everyone. If you are already confident in your drawing ability and working toward your botanical illustration certificate, please proceed directly to Pencil I (Botanical Illustration). The course fee does not include materials.



FOUNDATIONAL COURSES

These core courses are required if working toward Botanical Illustration Completion or Certificate but are also open to anyone wishing to develop their knowledge and skills.

Pencil I (Botanical Illustration)

Prerequisites: None

Fee: \$315 member | \$375 non-member

📍 **ONSITE:** Wednesday, July 5, 12, 19, 26 & August 2, 1-4 p.m. **MT Instructor:** TBD

📍 **ONSITE:** Tuesday, September 5, 12, 26, October 3 & 10 (skips September 19), 5-8 p.m. **MT Instructor:** Michael Campbell

📺 **ONLINE:** Friday, October 6, 13, 20, 27 & November 3, 9 a.m. – noon **MT Instructor:** TBD

📍 **ONSITE:** Tuesday, November 14, 21, 28, December 5 & 12, 1-4 p.m. **MT Instructor:** Michael Campbell



Alex Boersma

This entry-level course is a prerequisite for all required courses. Beginning with an overview of the specific elements of botanical illustration, learn the skills of careful observation and realistic drawing in graphite pencil, including line drawing, shading and perspective. Step-by-step, add techniques to render accurate perspective, texture and detail, and emerge from this class with the tools you need to draw anything from observation.

This is a required course for the Botanical Illustration Foundational and Advanced levels but is open to everyone. The course fee does not include materials.



FOUNDATIONAL COURSES

Botany for the Botanical Illustrator

Prerequisites: None

Fee: \$315 member
\$375 non-member

▼ **ONLINE:**

Monday, October 9, 16, 23, 30,
November 6 & 13,
5-7:30 p.m. MT

Instructor:
Melissa Islam, Ph.D.



Christina Gottlein Geisser

▼ **ONLINE:** Thursday, October 12, 19, 26, November 2, 9 & 16,
5-7:30 p.m. MT **Instructor:** Melissa Islam, Ph.D.

What is the difference between a carpel and a pistil? Your botanical art improves when you understand the science of your subjects—it determines what you see! Put away your pencils for this enlightening class designed specifically for students of botanical illustration. Learn plant morphology through detailed instruction and supporting visuals. Take a close look at plant forms and learn to recognize botanical details to make your drawings more accurate and realistic.

This is a required course for the Botanical Illustration Foundational and Advanced levels but is open to everyone. The course fee does not include materials.

Introduction to Color Theory

Prerequisites: None

Fee: \$315 member
\$375 non-member

◉ **ONSITE:** Thursday, August 3, 10, 17, 24 & 31, 1-4 p.m. MT
Instructor: TBD



Nick Elias

▼ **ONLINE:** Friday, October 6, 13, 20, 27 & November 3, 1-4 p.m. MT
Instructor: TBD

Color theory is the study of color and light. This course is designed to build your perceptual and conceptual color skills and vocabulary, helping you analyze color systems to see how they affect hue, value, saturation and even psychology. We use Color-aid® paper and gouache paint for experimentations and observations with daily color exercises in a color journal. This course is appropriate for the beginner and professional alike.

This is a required course for the Botanical Illustration Foundational and Advanced levels but is open to everyone. The course fee includes some materials.

Light on Form

Prerequisites: P 1

Fee: \$315 member
\$375 non-member

▼ **ONLINE:** Wednesday, August 2, 9, 16, 23 & 30, 5-8 p.m. MT
Instructor: Alex Boersma

◉ **ONSITE:** Wednesday, November 1, 8, 15, 22 & 29, 9 a.m. – noon MT
Instructor: TBD



Alex Boersma

Take your drawings from flat to fabulous. The secret to portraying light and shadow on your subjects lies in understanding the science of lighting as it applies to different forms. Beginning with basic geometric shapes, refine your skills in showing the lighting and volume of any subject. As you progress from fruits and vegetables, to leaves and flowers, to entire plants with complex shapes, overcome the challenges of creating three-dimensional drawings. This class works entirely in graphite pencil, but the principles apply to all other media.

This is a required course for the Botanical Illustration Foundational and Advanced levels. Prerequisites must be completed to register. The course fee does not include materials.

Color Layering for Colored Pencils

Prerequisites: P 1

◉ **ONSITE:** Tuesday, July 25, August 1, 8, 15 & 22, 1-4 p.m. MT
Instructor: Michael Campbell
Fee: \$505 member
\$565 non-member



Nick Elias

▼ **ONLINE:** Tuesday, November 7, 14, 21, 28 & December 5, 5-8 p.m. MT
Instructor: Charlotte Ricker
Fee: \$525 member | \$585 non-member

Colored pencil presents a special challenge: mixing color directly on your drawing. Learn to use a color-mixing method adapted to the application of colored pencils. As you create your own extensive color workbook to speed color selection and application for future colored pencil drawings, practice color matching with a variety of plant materials. Two-, three- and four-color mixing will help you render the gorgeous greens, radiant reds and luscious lilacs you've been dreaming of.

This is a required course for the Botanical Illustration Foundational and Advanced levels. Prerequisites must be completed to register. The course fee includes a curated set of colored pencils and workbook.



FOUNDATIONAL COURSES

Color Mixing in Watercolor

Prerequisites: **P 1**

ONLINE: Thursday, July 13, 20, 27, August 3 & 10, 1-4 p.m. MT

Instructor: Renee Jorgensen

Fee: \$555 member
\$615 non-member



Renee Jorgensen

ONSITE: Wednesday, September 20, 27, October 4, 11 & 18, 9 a.m. – noon MT

Instructor: Renee Jorgensen

Fee: \$535 member | \$595 non-member

The first step in watercolor painting is mixing colors. In this course, learn about paint properties and choosing pigments to build a system for consistently combining colors and eliminating frustrating trial-and-error. Exercises, demonstrations and discussion show you how to achieve the broadest possible spectrum so you can practice mixing colors to match a variety of plant material. Gain confidence and skills to improve your watercolor techniques.

This is a required course for the Botanical Illustration Foundational and Advanced levels. Prerequisites must be completed to register. The course fee includes a set of 12 Michael Wilcox watercolors and mixing palette, valued at approximately \$200.

Composition for Botanical Illustration

Prerequisites: **P 1** **LOF**

Fee: \$315 member
\$375 non-member

ONLINE: Thursday, July 6, 13, 20, 27 & August 3, 5-8 p.m. MT

Instructor: Shiere Melin

ONSITE: Wednesday, November 1, 8, 15, 22 & 29, 1-4 p.m. MT

Instructor: TBD



Dana Dusenbery

The arrangement of line, shape and color in artwork is, itself, an art form. The difference between a pleasant picture and an amazing work of art is often the composition. This course begins with a study of how to use compositional elements and principles in your botanical illustration. Create your own thumbnail composition and develop insight and expertise to enhance your future illustrations.

This is a required course for the Botanical Illustration Foundational and Advanced levels. Prerequisites must be completed to register. The course fee does not include materials.

Perfecting Perspective

Prerequisites: **P 1** **LOF**

Fee: \$315 member
\$375 non-member

ONLINE: Wednesday, September 6, 13, 20, 27 & October 4, 1-4 p.m. MT

Instructor: Marjorie Leggitt



Marjorie Leggitt

ONLINE: Thursday, November 9, 16, 30, December 7 & 14 (skips Nov 23), 5-8 p.m. MT

Instructor: Marjorie Leggitt

Do you shy away from complicated plants? Even experienced illustrators sometimes struggle with foreshortening and simplifying their subjects to eliminate difficult elements. In this class, work with botanical subjects that demonstrate each aspect of perspective to learn techniques for seeing and depicting depth accurately. Gain confidence in your drafting skills and improve your drawings from this class forward. This class uses only graphite pencil, but the principles apply to all media.

This is a required course for the Botanical Illustration Foundational and Advanced levels. Prerequisites must be completed to register. The course fee does not include materials.

Pen and Ink I (Botanical Illustration)

Prerequisites:

P 1 **BOT** **LOF**

Fee: \$315 member
\$375 non-member

ONLINE: Wednesday, August 2, 9, 16, 23 & 30, 1-4 p.m. MT

Instructor: Alex Boersma



Shiere Melin

ONSITE: Tuesday, November 7, 14, 21, 28 & December 5, 1-4 p.m. MT

Instructor: Shiere Melin

Expressive, effective pen and ink artworks are the heart of botanical illustration. To create line, form and texture in gradations of black and white, practice this traditional illustration medium with versatile and modern technical pens. Expand your drawing repertoire through step-by-step instruction, demonstration, and practice so that expressive line and stipple become part of your foundational artistic vocabulary and toolkit for accurate, skillful botanical illustration.

This is a required course for the Botanical Illustration Foundational and Advanced levels. Prerequisites must be completed to register. The course fee does not include materials.



Watercolor I (Botanical Illustration)

Prerequisites:

P 1 BOT LOF


CMWC

Fee: \$315 member
\$375 non-member

ONLINE:

Tuesday, August 1, 8,
15, 22 & 29, 1-4 p.m. MT


Instructor: Renee Jorgensen



Renee Jorgensen

Combine your drawing skills and knowledge of color mixing to become part of the watercolor botanical color tradition. From flat and graded washes, to highlights and drybrush detail, discover the delight of putting brush and pigment to paper for transparent watercolor. In this course, demonstration and practical exercises guide you to build washes for depth of tone and shading, as well as how to create soft and hard edges.

This is a required course for the Botanical Illustration Foundational and Advanced levels. Prerequisites must be completed to register. The course fee does not include materials.



Colored Pencil I (Botanical Illustration)

Prerequisites: P 1 BOT LOF CLCP

Fee: \$315 member | \$375 non-member

Shiere Melin

ONSITE: Tuesday, August 29, September 5, 12, 26 & October 3
(skips Sept. 19), 1-4 p.m. MT Instructor: Michael Campbell

ONLINE: Monday, November 6, 13, 20, 27 & December 4,
1-4 p.m. MT Instructor: Shiere Melin

Colored pencils are a versatile, portable medium perfect for sketching on-location, as well as producing in the studio. If you've already learned how to layer colored pencil, this course takes your skills to the next level. Through instruction, demonstration and practice on small studies of botanical subjects, learn more advanced drawing methods, including effective new ways of layering, building and burnishing color. You will be ready to produce a finished plate by the conclusion of this course.

This is a required course for the Botanical Illustration Foundational and Advanced levels. Prerequisites must be completed to register. The course fee does not include materials.



Judy Schoonmaker



ADVANCED COURSES

These core courses are required for Advanced Completion and Advanced Certificate but are also open to anyone wishing to develop their knowledge and skills handling artistic media.



Shiere Melin



Marjorie Leggitt

Pencil II (Botanical Illustration)

Prerequisites: **P 1** **BOT** **LOF** **COMP** **PERF**

Fee: \$315 member | \$375 non-member

ONLINE: Wednesday, August 2, 9, 16, 23 & 30, 9 a.m. – noon MT Instructor: Shiere Melin

A great drawing is the basis of botanical illustration in any medium. Simple and classic, pencil drawing is a timeless art form. Expand on the skills you learned in Pencil I (Botanical Illustration) as you reinforce and refine your knowledge of graphite pencil. Learn additional techniques for shading, texture, perspective, depth and composition. Group instruction and individual attention are tailored to help you complete a botanical plate in this subtle—yet striking—medium.

This is a required course for the Botanical Illustration Advanced level. Prerequisites must be completed to register. The course fee does not include materials.

Pen and Ink II (Botanical Illustration)

Prerequisites: **P 1** **BOT** **LOF** **COMP** **PERF** **P&I 1**

Fee: \$315 member | \$375 non-member

ONLINE: Tuesday, November 7, 14, 21, 28 & December 5, 9 a.m. – noon MT Instructor: Marjorie Leggitt

Take your pen and ink skills to a new level of sophistication. Explore the limitless world of saturation, texture and complex botany, and incorporate this information into black-and-white illustrations. Working with both technical pen and traditional quill, learn advanced techniques to make strokes mimic the fuzz on ferns, the down on milkweed pods or the mottled colors of a variegated begonia. Learn how to layer and manipulate lines and stipples to develop a full range of value, texture and atmospheric perspective. Pen techniques take on a new meaning as you flesh out the final inked illustration of a plant of your choice.

This is a required course for the Botanical Illustration Advanced level. Prerequisites must be completed to register. The course fee does not include materials.



Charlotte Ricker

Colored Pencil II (Botanical Illustration)

Prerequisites: **P 1** **BOT** **LOF** **COMP** **PERF** **CLCP** **CP 1**

Fee: \$315 member | \$375 non-member

📍 **ONLINE: Wednesday, November 1, 8, 15, 22 & 29, 5-8 p.m. MT Instructor:** Charlotte Ricker

Take your colored pencil skills to the next level with individual instruction and step-by-step guidance. In this course, become proficient in this fun, versatile medium and gradually learn to create a layered drawing by experimenting with different surfaces and solvents for blending and shading. Learn techniques to create texture, detail, atmospheric perspective and depth to enhance your subject and make your drawings really pop.

This is a required course for the Botanical Illustration Advanced level. Prerequisites must be completed to register. The course fee does not include materials.



Renee Jorgensen

Watercolor II (Botanical Illustration)

Prerequisites: **P 1** **BOT** **LOF** **COMP** **PERF** **CMWC** **WC 1**

Fee: \$315 member | \$375 non-member

📍 **ONLINE: Thursday, November 2, 9, 16, 30 & December 7 (skips Nov. 23), 1-4 p.m. MT Instructor:** Renee Jorgensen

This class brings it all together for watercolor: layering, shading, brush techniques, broad washes and building form. Draw from a live specimen to complete a finished botanical plate in this traditional medium. Discover colors that enhance perspective and depth, and gain confidence as you learn to implement final details that “fix mistakes” in this forgiving, vibrant and versatile medium.

This is a required course for the Botanical Illustration Advanced level. Prerequisites must be completed to register. The course fee does not include materials.

Portfolio Preparation

Prerequisites: **ALL** All other required course work to complete a Foundational or Advanced Certificate in Botanical Illustration

Fee: \$190 member | \$225 non-member

📍 **ONLINE (Part 1): Friday July 14, 10 a.m. – noon MT, Instructor:** SBAI Manager

📍 **ONSITE (Part 2): Saturday August 5, 9 a.m. – 2:30 p.m. MT, Instructors:** SBAI Manager and Instructors

Portfolio Preparation is designed for students who have completed all course work toward a Foundational or Advanced Certificate and wish to apply for final portfolio review and graduation. Students taking the class must be sure they are selecting the appropriate acknowledgement based on the track selected.

Part 1 explores the requirements for final portfolio submission and prepares you for a preliminary portfolio review with reviewing artists. The session reviews all portfolio requirements and provides insight into what reviewers will be looking for in each of the required mediums.

Once you have completed Part 1, you will be invited to submit your work for Part 2, including the upload of your work for reviewers to critique. Part 2 consists of small group discussion and preliminary review with two instructors. There is no additional fee for Part 2 of Portfolio Preparation. Following the session, you have time to continue to work on your plates before submitting for review by a staff teaching artist and botanist.

This is a required course for the Botanical Illustration Foundational and Advanced Certificates. Prerequisites must be completed to register. The course fee does not include materials.



ELECTIVE ILLUSTRATION COURSES

Explore new techniques, subjects and media with our seasoned and visiting instructors. These courses and workshops are open to all illustrators regardless of whether you are pursuing a certificate.



Shiere Melin

Artist's Skills: Success in Pen and Ink

Prerequisites: None

Fee: \$125 member | \$150 non-member

📍 **ONLINE:** Tuesday, September 5 & 12, 5-8 p.m. MT
Instructor: Shiere Melin

Explore both technical and flexible nib inking and supplies. By viewing the history of inked drawings, learn to appreciate the visual value of this medium. This class covers the technicalities of both pen types, how and when to use them properly, and how to care for, clean and repair them. Discover daily warm-up and practice exercises, as well as stroke and line work techniques. Use these hands-on practices to establish and polish your inking skills in preparation to confidently create a botanical illustration plate.

This course is an elective in the Botanical Illustration program but is open to anyone. The course fee does not include materials.



Michael Campbell

Birds' Nests in Graphite

Prerequisites: P 1 | LOF

Fee: \$315 member | \$375 non-member

📍 **ONSITE:** Thursday, September 7, 14, 21, 28 & October 5, 1-4 p.m. MT **Instructor:** Michael Campbell

Drawing birds' nests is an intricate and meditative exploration of avian architecture. In this class, we delve into the various methods and materials birds use to build their homes and different approaches to depict nests in graphite. Using graphite dust, graphite pencils, erasers and maybe even a bit of color, these amazing structures are broken down into basic geometric shapes to pair with our knowledge of perspective to create unique interpretations.

This course is an elective in the Botanical Illustration program. Prerequisites must be completed to register. The course fee does not include materials.

Botanical Compositions with Found Objects

Prerequisites: P 1 | BOT

LOF | CLCP | CP 1

Fee: \$315 member
\$375 non-member

📍 **ONLINE:** Monday, September 11, 18, 25, October 2 & 9, 1-4 p.m. MT
Instructor: Clair Gaston



Clair Gaston

Personal, sentimental or random objects can hold unexpected meaning and beauty in illustrated collections and combinations. Using botanical specimens and other found objects, learn about selecting, composing, transferring and drawing multiple subjects together. This course emphasizes drawing from direct observation to give you confidence and new skills with colored and watercolor pencils, sparking fresh ideas for creating meaningful compositions with multiple objects.

This course is an elective in the Botanical Illustration program. Prerequisites must be completed to register. The course fee does not include materials.


Botanical Portraits in Layered Media

Prerequisites: P 1 | CMWC

or relevant experience drawing and painting

Fee: \$325 member
\$385 non-member

📍 **ONSITE:** Friday, Saturday & Sunday, October 13, 14 & 15, 9 a.m. – 2:30 p.m. MT
Instructor: Alice Tangerini



Alice Tangerini

Working with a combination of pencils, participants create a drawing from living plant materials selecting from a variety of substrates—from acetate to vellum to drafting film. This technique of layering media is designed to give the appearance of a hand-tinted photograph. Use living specimens as source material and color prints of the flowers and foliage as subject matter to be traced. Don't miss this opportunity to learn from Alice Tangerini, long-time staff illustrator for the Smithsonian Institution in Washington, D.C.

This course is an elective in the Botanical Illustration program. Prerequisites must be completed to register. The course fee includes some materials.



ELECTIVE ILLUSTRATION COURSES

Botanicals in Gouache

Prerequisites:



Fee: \$315 member
\$375 non-member

ONLINE: Monday,
November 6, 13, 20,
27 & December 4,
5-8 p.m. MT
Instructor:
Alex Boersma



Alex Boersma

Sometimes referred to as opaque watercolor, gouache is an extremely rich, versatile and forgiving medium. It behaves somewhat like both oil paint and watercolor by allowing the artist to layer and blend, but also work in transparent layers. Learn about color mixing, brush work, paint application and layering and experiment with working on a toned background.

This course is an elective in the Botanical Illustration program. Prerequisites must be completed to register. The course fee does not include materials.

Botany Spotlight: How to Identify Major Plant Families

Prerequisites: None

Fee: \$65 member
\$75 non-member

ONSITE: Friday,
November 3, 1-4 p.m. MT
Instructor: Alissa Iverson



Alissa Iverson

The ability to properly identify a plant is an essential skill for the botanical illustrator. This course provides an overview of basic plant identification with a focus on major plant families and their characteristics. Spend time in the classroom and in the Kathryn Kalmbach Herbarium to learn about the process of plant identification, tips and resources for future research and review general information about plant anatomy.

This course is an elective in the Botanical Illustration program but is open to anyone. The course fee does not include materials.



Jennifer Ackerfield, Ph.D.

Botany Spotlight: The Mysteries of Flower Reproduction

Prerequisites: None

Fee: \$65 member | \$75 non-member

ONLINE: Friday, October 20, 1-4 p.m. MT
Instructor: Jennifer Ackerfield, Ph.D.

Understanding the reproductive parts of a flower in more depth helps you create more precise botanical illustrations that accurately reflect morphology. This course discusses the anatomy and purpose of floral reproductive parts. We discuss the pistil and stamen and the different configurations and morphologies that you may encounter. Discover how these different configurations correspond to pollination methods.

This course is an elective in the Botanical Illustration program but is open to anyone. The course fee does not include materials.



Renee Jorgensen

Butterflies Illuminated

Prerequisites: P 1

Fee: \$315 member | \$375 non-member

ONLINE: Thursday, September 7, 14, 21, 28 & October 5,
1-4 p.m. MT Instructor: Renee Jorgensen

Explore the life cycle of the butterfly as well as its habitats, feeding habits and anatomy. Demonstrations guide students to accurately draw a butterfly in a stylized manner inspired by traditional manuscript illumination. Use mixed media such as watercolor, colored pencil, watercolor pencil, iridescence and pen and ink to create a beautiful butterfly in context.

This course is an elective in the Botanical Illustration program. Prerequisites must be completed to register. The course fee does not include materials.



ELECTIVE ILLUSTRATION COURSES

Documenting Native Plants

Prerequisites:

P 1	BOT	LOF	COMP
PERF	CLCP	CMWC	

Fee: \$135 member
\$160 non-member

📍 **ONSITE:** Saturday & Sunday,
September 9 & 10,
1-4 p.m. MT

Instructor: Irina Neacșu



Irina Neacșu

This workshop explores plants native to Colorado to inspire artworks of any media. These endemic plants may not be able to be transported out of their habitat, may only bloom for a short period of time or may be quite small in size. During class there are trips into the gardens to observe such specimens, into the Kathryn Kalmbach Herbarium for further research and finally into the classroom for drawing and painting. Learn how to approach a project of this type and how to employ various resources and techniques in your work. The aim of the workshop is the development of a working research-based artistic process rather than the perfection of a specific botanical illustration piece.

This course is an elective in the Botanical Illustration program. Prerequisites must be completed to register. The course fee does not include materials.

Drawing in the Gardens

Prerequisites: None; Drawing experience recommended

Fee: \$65 member
\$75 non-member

📍 **ONSITE:** Saturday, September 9, 9 a.m. – noon MT
Instructor: Nick Elias

📍 **ONSITE:** Saturday, September 16, 9 a.m. – noon MT
Instructor: Nick Elias

Grab your favorite drawing materials (and water bottle) to join us as we draw on the abundance and inspiration of Denver Botanic Gardens. Amidst the plant beds and blooms, get practical advice for choosing your subject, framing your scene, sketching in an urban or natural setting and cultivating a drawing practice. Please plan for our Colorado weather with appropriate, layered attire and sensible shoes. Bring your selection of colored pencils, pencils, pens and/or watercolors and a sketchbook or supply of paper. We'll supply the inspiration.

This course is an elective in the Botanical Illustration program but is open to anyone. The course fee includes some materials.



Nick Elias

Drawing on Tradition: Botanicals in the Style of Georgia O'Keefe

Prerequisites: P 1 CMWC

Fee: \$315 member
\$375 non-member

📍 **ONSITE:** Wednesday,
September 6, 13, 20, 27
& October 4, 1-4 p.m. MT
Instructor: Charlotte Ricker

Study the works of Georgia O'Keefe and explore opaque painting techniques with gouache. The focus is on zooming in, cropping and observing a subject to find compelling compositions in the details. Complete an illustration that shows a more abstract interpretation of plants, focusing on color, form and composition.

This course is an elective in the Botanical Illustration program. Prerequisites must be completed to register. The course fee does not include materials.



Charlotte Ricker

Drawing on Tradition: Tropical Flowers Inspired by Manabu Saito

Prerequisites:

P 1	LOF	CMWC
-----	-----	------

Fee: \$315 member
\$375 non-member

📍 **ONSITE:** Tuesday,
November 7, 14, 21, 28
& December 5,
9 a.m. – noon MT
Instructor: Shiere Melin

Winter can be cold and daunting in Colorado, but it is always bright and blooming in Marnie's Pavilion and Boettcher Memorial Tropical Conservatory. With more than 2,300 species, the tropical collection is a strong representation of lowland rainforests of Central and South America. Explore plants and art onsite and enhance your watercolor mixing skills. Inspired by the Gardens' collections and the exhibition The Tropical Paintings of Manabu Saito in the Freyer – Newman Center.

This course is an elective in the Botanical Illustration program. Prerequisites must be completed to register. The course fee does not include materials.



Shiere Melin



ELECTIVE ILLUSTRATION COURSES

Fall Bulbs in Mixed Media

Prerequisites:



Fee: \$315 member
\$375 non-member

ONLINE: Tuesday,
November 7, 14, 21, 28 &
December 5, 1-4 p.m. MT
Instructor: Marjorie Leggitt



Marjorie Leggitt

We plant fall bulbs in anticipation of the burst of spring color and beauty and the revelation of their hidden gems. In this class, take time to look at and admire the wonderful forms, textures and colors of bulbs. Bring a selection of your favorite bulbs and learn to combine the expressiveness of a pen with the subtle colors of watercolor. Discover non-traditional pen and ink marks to create unique textures and forms. Practice color mixing and watercolor layering to enhance the line work and capture earthy, luminescent colors.

This course is an elective in the Botanical Illustration program. Prerequisites must be completed to register. The course fee does not include materials.

Farm-fresh Watercolors

Prerequisites: P 1 CMWC

Fee: \$355 member
\$420 non-member

ONSITE: Thursday, Friday &
Saturday, August 24, 25 & 26,
9 a.m. – 2:30 p.m. MT
Instructor: Carol Woodin



Carol Woodin

In late summer, the bounty of Chatfield Farms provides a wealth of beautiful subjects for botanical paintings. Focus on capturing these edible subjects in watercolor using mainly drybrush layering on natural vellum with visiting instructor Carol Woodin. Fruits and vegetables present special challenges, whether they be surface gloss or bloom, bumpy, hairy or smooth textures, rich green leaves or dried husks. Create believable form, color and value using the subject's structure as a foundation for building our paintings. Through discussion, demonstration, and practice, learn effective watercolor layering by regulating how much water is in the brush. Learn brush carriage and handling tips, along with how to repair some of the most common glitches that present themselves. By applying many layers of drybrush watercolor, artists have the ability to build fresh but rich color and create believable form in addition to well-observed detail.

This course is an elective in the Botanical Illustration program. Prerequisites must be completed to register. The course fee includes vellum.

Illustrating Pollinator Syndromes

Prerequisites: None;
Drawing experience recommended

Fee: \$125 member
\$150 non-member

ONLINE: Saturday & Sunday,
September 16 & 17, 1-4 p.m. MT
Instructor: Erin Hunter



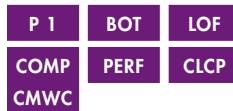
Erin Hunter

Cultivated flowers are bred for beauty—large, showy flowers, long bloom time, wide range of color—but wildflowers are shaped by their relationships to their pollinators. In the world of wildflowers, as in architecture, “form ever follows function.” Explore the concept of “pollinator syndromes,” how flowers exhibit shapes and colors to draw pollinators. Sketch some of these flowers and then compose a small drawing or painting in color that incorporates a pollinator syndrome theme. Leave with honed artistic skills and knowledge about ways to attract more pollinators to your garden.

This course is an elective in the Botanical Illustration program but is open to anyone. The course fee does not include materials.

Inspired by Ecology

Prerequisites:



Fee: \$125 member
\$150 non-member

ONSITE: Saturday &
Sunday, September
30 & October 1,
9 a.m. – noon MT
Instructor:
Irina Neacșu



Irina Neacșu

Create compositions that speak to specific relationships in nature. Plants, insects, animals and soil go hand in hand, and botanical illustration can act as environmental ambassador, bringing awareness to ecological issues. Learn to mix field observation, photography and library research in order to understand the relevance and relationships of your chosen subject.

This course is an elective in the Botanical Illustration program. Prerequisites must be completed to register. The course fee does not include materials.



Introduction to Carbon Dust

Prerequisites:

P 1

or equivalent drawing experience

Fee: \$125 member
\$150 non-member

📍 **ONSITE:** Saturday, August 12, 9 a.m. – 2:30 p.m. MT
Instructor: Shiere Melin



Rachel Sturtz

The carbon dust technique was developed by medical illustrators in the early 20th century and is characterized by subtle and precise gradations of grey values. Using a combination of carbon pencil lines and carbon dust applied with brushes, this medium produces rich tonal renderings with the value range of charcoal and the precision of watercolor. Learn methodical layering and other skills to create flawless tones and values.

This course is an elective in the Botanical Illustration program. Prerequisites must be completed to register. The course fee does not include materials.



Anna Kaye

Introduction to Charcoal Drawing

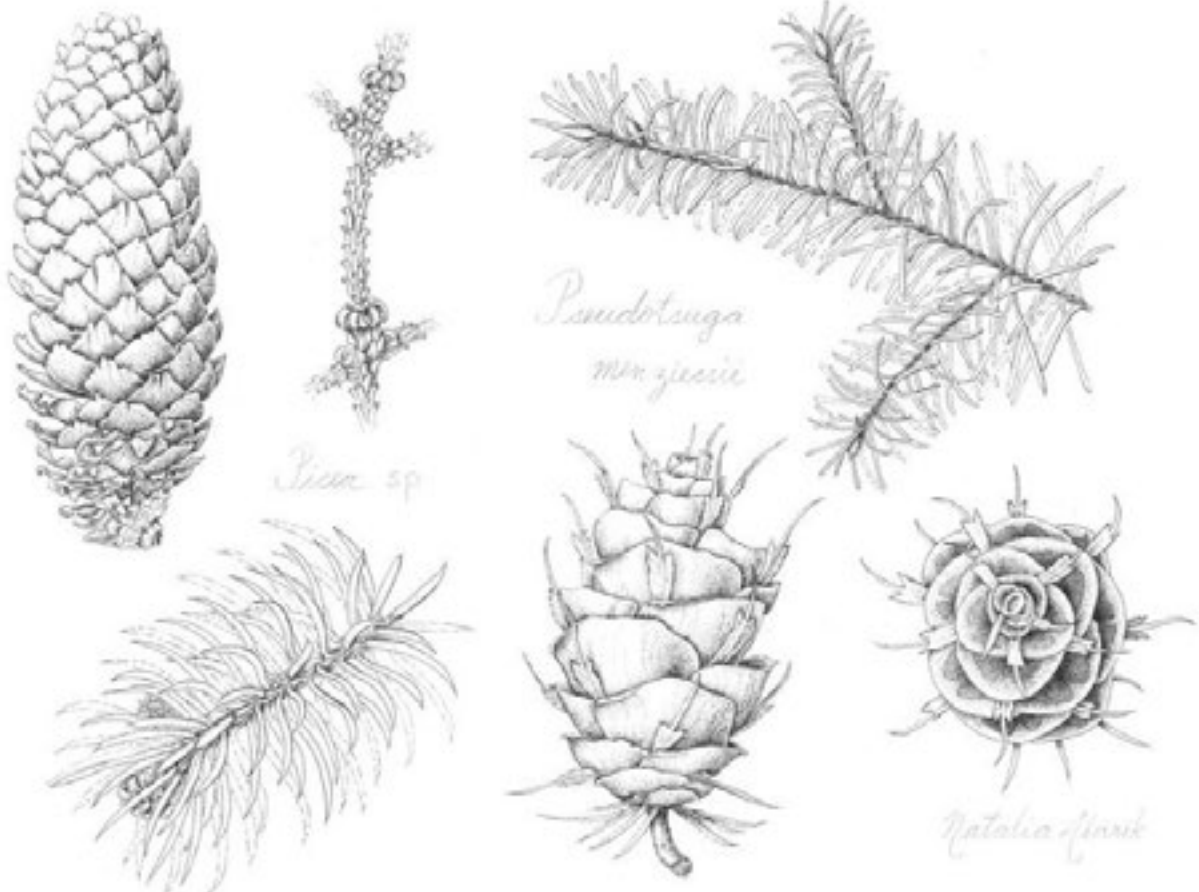
Prerequisites: None; Drawing experience recommended

Fee: \$325 member | \$385 non-member

📍 **ONSITE:** Thursday, October 19, 26 November 2, 9 & 16, 9 a.m. – noon MT **Instructor:** Anna Kaye

Explore charcoal drawing techniques through fun, mark-making exercises and creative investigations into organic forms. This bold, dramatic medium allows us to render with a full range of value, strengthen observational skills and examine fascinating natural subjects. Take inspiration from seasonal plants in the classroom and direct observation of flora in the gardens.

This course is an elective in the Botanical Illustration program but is open to anyone. The course fee includes some materials.



Natalia Atarik



ELECTIVE ILLUSTRATION COURSES

Introduction to Watercolor Pencil

Prerequisites: None

Fee: \$125 member
\$150 non-member

ONSITE: Tuesday,
July 11 & 18,
1-4 p.m. MT
Instructor:
Renee Jorgensen



Renee Jorgensen

Discover the amazing versatility of watercolor pencils for illustrating and painting. Learn tips and techniques on how to manage the color wet or dry. Used as a mixed media or alone, watercolor pencils travel well and are perfect for developing botanical illustration, botanical art, journal entries and quick sketch applications.

This course is an elective in the Botanical Illustration program but is open to anyone. The course fee does not include materials.

Luminosity Through Layering with Colored Pencils

Prerequisites:

P 1	BOT	LOF
COMP	PERF	CLCP
CP 1		

Fee: \$335 member
\$400 non-member

ONSITE: Thursday,
Friday & Saturday,
August 17, 18 & 19,
9 a.m. – 2:30 p.m. MT
Instructor: David Morrison



David Morrison

Learn to create an under-drawing with graphite, then use layer upon layer of colored pencil and watercolor pencil to build maximum tonal range; brilliant, luminous color; and pop-off-the-paper three-dimensionality. Practice these techniques using live botanical material for reference with visiting artist and lauded illustrator David Morrison.

This course is an elective in the Botanical Illustration program. Prerequisites must be completed to register. The course fee does not include materials.



Michael Campbell

Mixed Media: Graphite & Colored Pencil

Prerequisites: P 1 BOT LOF CLCP CP 1

Fee: \$315 member | \$375 non-member

ONSITE: Thursday, September 7, 14, 21, 28 & October 5,
5-8 p.m. MT **Instructor:** Michael Campbell

Take your colored pencil and graphite skills to the next level in this mixed media class with individual instruction and step-by-step guidance. Learn about the challenges involved in combining graphite and color and hone skills to create texture, detail, atmospheric perspective, composition and visual balance to make complex drawings.

This course is an elective in the Botanical Illustration program. Prerequisites must be completed to register. The course fee does not include materials.

Mixed Media: Pen & Ink with Graphite

Prerequisites: None;
Previous graphite and pen & ink drawing experience recommended

Fee: \$250 member
\$300 non-member



Renee Jorgensen

ONLINE: Wednesday, December 6 & 13,
9 a.m. – 2:30 p.m. MT **Instructor:** Renee Jorgensen

Enhance your pen and ink sketches, botanical art or illustrations using sketching and drawing techniques as you work with ink and graphite together. Encourage creative curiosity in your sketches or drawings as you discover a variety of wet and dry graphite media through demonstrations and exercises. This class is designed for both the curious beginner as well as the seasoned illustrator.

This course is an elective in the Botanical Illustration program but is open to anyone. Prerequisites must be completed to register. The course fee does not include materials.



Scratchboard Botanicals

Prerequisites: P 1 LOF or equivalent drawing experience

Fee: \$315 member | \$375 non-member

📍 **ONLINE:** Monday, November 6, 13, 20, 27 & December 4, 1-4 p.m.

Instructor: Alex Boersma

Learn how to create dramatic black-and-white images using scratchboard—a panel covered with a thin layer of white clay, then coated with black India ink. Scratching tools are used to scrape away the black ink layer, revealing the white underneath.

This course is an elective in the Botanical Illustration program. Prerequisites must be completed to register. The course fee does not include materials.



Alex Boersma

Storytelling Through Illustration

Prerequisites:

P 1 BOT LOF COMP PERF CLCP CMWC CP 1 P&I 1 WC 1

Fee: \$315 member | \$375 non-member

📍 **ONSITE:** Friday, September 1, 8, 15, 22 & 29, 9 a.m. – noon MT

Instructor: Irina Neacșu

This course focuses on mastering composition and technique with the aim of creating artwork that is not only aesthetically pleasing, but also tells a story. The techniques taught in this course prepare students to select and render complex subjects, such as depicting multiple plant species in one composition or various stages of life in a particular plant. Learn more about the difference between illustration and art and be able to make a clear decision in style when it comes to commercial illustration or art gallery proposal.

This course is an elective in the Botanical Illustration program. Prerequisites must be completed to register. The course fee does not include materials.



Irina Neacșu

Surface Design

Prerequisites: None

Fee: \$315 member | \$375 non-member

📍 **ONLINE:** Tuesday, September 26, October 3, 10, 17 & 24, 5-8 p.m. MT

Instructor: Shiere Melin

Learn the basics of surface design by creating a four-square repeating pattern with a botanical theme—all done by hand. Skills in surface design open doors to many applications, including book covers, textiles, wallpaper and wrapping paper. Explore e-commerce websites to learn where you can order prints or products of the patterns you create.

This course is an elective in the Botanical Illustration program but is open to anyone. The course fee does not include materials.



Shiere Melin



SCHOOL OF BOTANICAL ART & ILLUSTRATION

TEACHING ARTISTS & INSTRUCTORS



Jennifer Ackerfield, Ph.D.

Ackerfield is the head curator of natural history collections at Denver Botanic Gardens. She was previously a curator at the Colorado State University herbarium and

an instructor of plant identification. Most notably, she is the author of "Flora of Colorado." She has been studying the flora of Colorado for 25 years and has traveled extensively across the state documenting its rich floristic diversity. Jennifer has worked with the Colorado Native Plant Society, Colorado Natural Heritage Program, U.S. Forest Service, Colorado BLM, Rocky Mountain National Park and Mesa Verde National Park.



Alex Boersma

Boersma is a Canadian scientific illustrator living in Chicago. She received a Bachelor of Arts in geology and studio art from Vassar College in 2015 and a master's in


science illustration from California State University, Monterey Bay in 2017. As an illustrator, Alex collaborates with museums, scientists and conservationists, creating visuals to engage the public in scientific ideas. Her clients include the Smithsonian National Museum of Natural History, Stanford University, Woods Hole Oceanographic Institute and Macmillan.



Michael Campbell

After a 30-year career as a graphic designer, art director and creative director—including a 25-year career at the University of Colorado—Michael Campbell has

embarked on a second career as a botanical and nature artist. In 2010, he was awarded a certificate in botanical illustration from Denver Botanic Gardens School of Botanical Art & Illustration. In November 2018, he completed studies in the Diploma Program. For the past two decades, he has been an adjunct instructor at the University of Colorado Boulder, Regis University and recently as a drawing instructor at Front Range Community College. His work has been exhibited both here in the United States and in Ireland.



Cal Duran

Duran is a queer, two-spirit, Indigenous, Native, mixed-blood, Latinx, Manito, Mestizo, Chicanx, Indian artist, and arts educator from Colorado. He finds himself exploring parallels between his hybrid identities found in myth, religion and ritual. Duran has shown altars, installations and artwork in museums and galleries throughout the Denver Metro area and beyond. He continues to honor his ancestors and recently created a room at Meow Wolf in Denver, honoring the Indigenous tribes of Colorado and the Americas. As a youth educator, Duran understands

how important art is for our next generation in creating safe spaces and helping youth find their voice. He is honored to weave his vision of ancestral knowledge in order to guide others as they seek to reconnect to ancestors, create altars and remember where they came from. He gives gratitude and love to everyone working hard to create a world full of love, joy and creativity.



Nick Elias

As senior graphic designer and illustrator for Denver Botanic Gardens and a graduate of the School of Botanical Art & Illustration, Elias (he/him/his) weaves art with science

to connect people, plants and animals. With experience as diverse as botanical illustration, caricaturing and pet portraiture, he thrives on mastering new skills and cultivating the creative pursuits of others. When he's not at home with his partner and their much-loved clowder of cats, you'll find him at the Gardens crafting interpretive graphics, plein air painting or tending to summer tomatoes.



Victoria Eubanks

Eubanks brings 30 years of graphic sensibility and design experience to her art studio. Her art contains intended imperfections—lopsided rounds, rough

sgraffito lines, uneven repetition, organic shapes, textures and the occasional recognizable item. Her recognitions include Best of SAM by Art Students League of Denver, Best in Fine Art award from the Castle Rock Chamber, Featured Artist for the Fine Art Market at the Arvada Center and inclusion in the Best of Colorado Show. She has twice curated with the MIX Co-op in the Arts District on Santa Fe. Eubanks' artwork has been included in more than 70 exhibitions and hangs in numerous private and corporate collections. Her work can be seen in Colorado at Niza Knoll Gallery, Westward Gallery and Framed Image Gallery.



Darcy Evans

Evans is an experienced publishing professional who specializes in illustrated children's books. She spent six years at Scholastic, reviewing, editing and acquiring

picture books. For the past six years she has given an annual lecture at the Pratt Institute, teaching future writers and illustrators about current trends in children's literature. She has also been a freelance developmental editor with Reedsy and an Amazon national accounts manager for Simon & Schuster, working in graphic novels, manga and children's books.

TEACHING ARTISTS & INSTRUCTORS



Javier Flores

Flores received his Bachelor of Fine Arts from Metropolitan State University of Denver in 2008, and his Master of Fine Arts from Texas A&M University Corpus Christi in

2017. Since graduating, he worked as an adjunct affiliate until recently acquiring a full-time position at Front Range Community College. He is an artist and educator making relief prints for the last 19 years.



Clair Gaston

A lifelong painter, naturalist and native Texan, Gaston has been painting, drawing and teaching for 20 years in central Texas. She holds a Bachelor of Fine Arts and a

Master of Fine Arts in painting and drawing. Her interests focus on natural subject matter, oil painting and botanical illustration. Influences on her work include Dutch still life paintings, traditional and contemporary botanical artists, plants and gardening and daily life. Gaston's work has been featured and exhibited all around the state of Texas and the East Coast. She works in her studio and garden in Round Rock.



Amber Hage-Ali

Hage-Ali is the owner and curator of The Terrorium Shop, a natural history store in Denver. Gardener by trade, she brings a unique twist to traditional gardening by combining natural curiosities.



Erin E. Hunter

Hunter is an artist and science illustrator who splits her time between creating pollination-themed paintings and technical illustrations for the academic journal *Annual*

Reviews. Hunter's fine art paintings highlight the impact that individual species have on the wider ecosystem, bringing attention to the significance of tiny honeybees, dazzling hummingbirds, delicate thistles, native plants and other ecological treasures.



Melissa Islam, Ph.D.

Islam is a botanist with a rich and passionate knowledge of plants and a desire to inspire others. Islam earned a bachelor's and master's degree in botany

from Colorado State University and a doctorate in ecology and evolutionary biology from the University of Colorado. Her education, research and professional experience focus on plant evolution, taxonomy, floristics and natural history collections. She is the former associate director of biodiversity research and head curator of the natural history collections at Denver Botanic Gardens. Islam currently works with Colorado State University, University of Washington Herbarium and Flora of North America Association.



Alissa Iverson

Iverson works in Denver Botanic Gardens' Research & Conservation Department as the floristic and outreach coordinator, serving to expand the Gardens' natural history collections

while doing science education and outreach. She is currently completing a Master of Science in integrative biology at the University of Colorado Denver in the integrative biology program studying urban plant community ecology. Iverson grew up in the Black Hills in South Dakota, where she completed a Bachelor of Science in biology at Black Hills State University, then moved to Oregon to serve as a botanist with the National Park Service at Crater Lake.



Renee Jorgensen

As a graduate of the School of Botanical Art & Illustration, Jorgensen has been teaching for Denver Botanic Gardens for the past 17 years. She brings to the school a broad spectrum of

artistic skills accumulated from work as a technical draftsman for the sciences and as a commercial and graphic designer in typography and illustration, including the art of calligraphy and hand lettering. She teaches and works in a variety of mixed media and in multiple fields including medieval illumination and the natural sciences.



Anna Kaye

Kaye creates drawings, paintings, videos and sculptures that are inspired by the natural world. She earned her Bachelor of Science in geology and fine art at Skidmore College, New York, and

continued her education at Yale in painting, drawing, printmaking and photography. She earned her Master of Fine Arts at Washington University in St. Louis with a teacher on record position. Kaye's artwork is a part of international, private, public, corporate and museum collections. With over 20 years of teaching experience, Kaye has taught at several institutions, including as a co-coordinator in the drawing department at Metropolitan State University. She also teaches at the Denver Art Museum and is represented by Sandra Phillips Gallery in Denver.



Marjorie Leggitt

Leggitt is an award-winning science illustrator based in Boulder, Colorado. She specializes in illustration for professional botanical journals, reference publications and museum exhibits, while

also creating art for commercial clients. Leggitt began her career dissecting and illustrating Australian land snails at Chicago's Field Museum of Natural History, but she quickly returned to her passion: drawing plants. While illustrating the first of several botanical field guides, she was contracted by the Denver Museum of Nature and Science to develop visual reconstructions of ancient plant life for the Prehistoric Journey permanent exhibit. Today, Leggitt is lead artist for the "Flora of North America" publication. She has taught botanical illustration courses through Denver Botanic Gardens School of Botanical Art & Illustration and other institutions since 1990.


TEACHING ARTISTS & INSTRUCTORS



Shiere Melin

Melin has worked as a graphic designer and scientific illustrator in corporate, agency and academic environments.

Her combined interest in science and art lead to a Bachelor of Science in art with a secondary focus in zoology and specializing in handmade letterpress books and handmade paper. She also holds a Master of Fine Arts in medical and biologic illustration and a foundational certificate in botanical art and illustration. These have led her to gratifying work as an instructor and contemporary botanic illustrator, as well as doing business as BluBlaze Creative.



David Morrison

Morrison is an emeritus professor of art at the Herron School of Art, Indianapolis University and Purdue University at Indianapolis. He has shown in more

than 250 international and national exhibitions and has received more than 60 awards. He has had four solo shows in New York City at Garvey/Simon Art Access in 2021, 2018, 2015 and 2013. He is a member of FACET (Faculty Colloquium on Excellence in Teaching), Indiana University. He received a Lilly Creative Renewal Fellowship for 2002 and 2012. In 1995 and 1992 Morrison received a Master Fellowship from the Indiana Commission for the Arts and in 1994, Morrison received the Arts Midwest Fellowship. His work is included in numerous public and private collections, and he has been a visiting lecturer and guest artist at a number of universities. Morrison graduated from the University of Wisconsin-Madison in 1985 with a Master of Fine Art and University of South Dakota, Vermillion with a Bachelor of Fine Arts in 1981.



Adriana Paola Palacios Luna

Luna is the passionate founder and executive director of Luna Cultura: Art, Science and Culture for Thriving Communities, LLC. For more than 30

years, she has dedicated her work to socio-environmental and reproductive justice projects from a cultural perspective. Her areas of expertise are the sociology of culture; communication for social change; class, power and culture; economic, social, cultural and environmental rights; and education and strategies for the eradication of gender-based violence. Through art and maker education, she creates a space for collective learning and generational trauma healing.



Charlotte Ricker

Ricker has a deep love and appreciation for the wonders of nature and enjoys narrating its miraculous stories through illustration and the written word. Her

botanical work has been featured in exhibitions both nationally and internationally, including at the American Society of Botanical Artists, the Royal Horticultural Society and Society of Botanical Artists in the UK. She was selected to participate in the artist-in-residence program at Oak Spring Garden Foundation in 2021. Ricker has created illustrations, graphics and interpretive signage for various zoos, aquariums, botanical gardens and natural history museums. She has also taught botanical illustration classes Filoli Gardens, as well as serving as a college professor at Savannah College of Art and Design and Rocky Mountain College of Art and Design. When not working in her studio or engaging with students in the classroom, she can be found exploring nature and conducting research for her art.



Alice Tangerini

In 1972 Tangerini was hired as a staff illustrator for the Department of Botany at the National Museum of Natural History by American botanist Lyman

Bradford Smith. Prior to working at the Smithsonian Institution, she received a Bachelor of Fine Arts from Virginia Commonwealth University. In her role as the only scientific illustrator the Smithsonian has ever hired, Tangerini works in pen and ink, graphite and—recently—digital color to produce botanical illustrations. Besides the Smithsonian Institution, her artwork is also held in the Hunt Institute for Botanical Documentation and the botanical art collection of the Brooklyn Botanical Gardens.



Irina Neacșu

Neacșu is a botanical artist based in Transylvania, Romania. Her background as an architect speaks through vivid composition and a specific interest in

the geometry of plants, as well as in mixing monochrome and color techniques, such as graphite and watercolor. She was awarded a silver-gilt medal at the RHS Botanical Art and Photography Show in London in 2022 and grants to participate in botanical art residencies at Oak Spring Garden Foundation and Denver Botanic Gardens. At the American Society of Botanical Artists' conference in 2022, she received the People's Choice Award. Neacșu teaches various approaches to natural subjects, from botanical illustration to abstract art while she currently undertakes her Ph.D. in art focusing on Romantic landscape painting.

TEACHING ARTISTS & INSTRUCTORS



Maki Teshima

Teshima is a botanical dye fiber artist and owner of Tomorrow Is Always New Studio. Born and raised in Japan, she moved

to the U.S. to pursue her dream of becoming an artist. Teshima studied botanical drawing, painting and printmaking at Corcoran College of Art in Washington, D.C., and she learned natural dyeing techniques at the Fashion Institute of Technology, the Textile Art Center and private studios in Kyoto, Japan. In early 2021, she relocated to Denver, Colorado, after living in New York City for 15 years working as a textile surface designer for various fashion companies. She has actively organized natural dyeing workshops at various unique places such as offices, hair salons, flower shops and composting sites.



Carol Woodin

Woodin enjoys spending time outdoors looking at and making studies of plants for future paintings. She's spent

30 years exploring watercolor techniques, but still finds something new in each painting. Some recent venues showing her work are the Shirley Sherwood Gallery, UK; Museum de Zwarte Tulp, the Netherlands; and Newhouse Galleries, New York. She received an RHS Gold Medal in 1995, the 1998 ASBA Diane Bouchier Artist Award and the 2016 Orchid Digest Medal of Honor. Woodin is co-editor, with Robin Jess, of "Botanical Art Techniques," published by ASBA and Timber Press and illustrated the monograph "Slipper Orchids of the Tropical Americas" by Phillip Cribb. She has taught watercolor courses throughout the U.S., in Europe and in South America.



Melanie Yazzie

Yazzie is professor of art practices and head of printmaking at the University of Colorado in Boulder, Colorado.

She has exhibited nationally and internationally since the early 1990s. Melanie often participates in collaborative art projects with indigenous artists from many different nations, and she has taught at the Institute of American Indian Arts, the College of Santa Fe, University of Arizona and now at the University of Colorado, Boulder.



Wendy Jo Wibbens



Ansel Adams, *Clearing Winter Storm, Yosemite National Park, California*, gelatin silver print, 1940. Center for Creative Photography, Ansel Adams Archive © The Ansel Adams Publishing Rights Trust.



Justin Favela, *Popocatepetl e Iztaccíhuatl vistos desde Atlixco, after José María Velasco*, paper, glue and cardboard, 2015. Photo: Mikayla Whitmore.



Rowland Ricketts, *Drawings*, indigo-dyed wool felt, 2016-2019, installation at the Museum of Craft and Design, 2019. Photo: Henrik Kam.

ART EXHIBITIONS IN THE FREYER – NEWMAN CENTER FOR SCIENCE, ART & EDUCATION

Ansel Adams: Early Works

June 11 – October 1, 2023

Discover the early work of renowned landscape photographer Ansel Adams in this exhibition of intimate yet majestic photos of the American West. This collection spans the 1920s-1950s and features a number of Adams' finest photographs of Yosemite National Park and other Western landscapes.

Justin Favela: Vistas in Color

June 11 – October 1, 2023

Vibrant, immersive and subtly humorous, *Vistas in Color* honors the sweeping desert landscapes of the U.S. and Mexico and the role that they've played in Latinx identity. Made of tissue paper similar to that used for piñatas, Favela's floor-to-ceiling murals are a tribute to the places and landscapes that make us who we are.

Indigo

July 2 – November 5, 2023

Discover contemporary artists from the United States, Nigeria, Japan and South Korea highlighting this plant-derived dye. With a winding history that spans millennia and traverses thousands of miles, indigo holds a complex and influential place in global art, trade and culture. Explore sculpture, textiles and works on paper that tell a story woven through with history, botany and beauty.

Golden Legacy: Original Art from 80 Years of Golden Books

October 15, 2023 – February 4, 2024

Featuring colorful illustrations from the Little Golden Book series, *Golden Legacy* features works from some of the best-known children's books of the past 80 years, including "The Poky Little Puppy" illustrated by Gustaf Tenggren and "Chicken Little" illustrated by Richard Scarry. Rediscover beloved childhood classics and encounter new, soon-to-be favorites.

The Tropical Paintings of Manabu Saito

October 22, 2023 – February 11, 2024

Experience Manabu Saito's lifelong passion for botanical art in this exhibition of watercolor paintings of tropical flora. For more than 60 years, Saito painted flowers and plants from his native Japan and from travels throughout the United States, the Caribbean and Central and South America.

Tanya Marcuse: Laws of Nature

November 18, 2023 – March 31, 2024

Tanya Marcuse's large-scale photographs evoke awe and wonder for the natural world. Interspersing flowers, fruits, plants and animals at different stages of life, her artworks resemble incredibly detailed still lifes up close, while from afar, they appear like abstract paintings.

TOURS

Explore our gardens or galleries with a knowledgeable guide any time of year to gain fresh insight and inspiration! [Register for a scheduled public tour](#) or [request a private tour](#) by emailing tours@botanicgardens.org.

DENVER BOTANIC
GARDENS

1007 York Street, Denver, Colorado 80206
botanicgardens.org



REGISTRATION IS EASY

