

SCHOOL OF
BOTANICAL ART & ILLUSTRATION



AT DENVER BOTANIC GARDENS

COURSE
CATALOG

SESSION 1 | 2023



NEW

COURSES
INSPIRATION
INSTRUCTORS
OPPORTUNITIES

COURSE CATALOG

SESSION 1 | 2023

SCHOOL OF BOTANICAL ART & ILLUSTRATION



AT DENVER BOTANIC GARDENS

FOR QUESTIONS AND
CONSULTATION ABOUT THE
SCHOOL OF BOTANICAL ART
& ILLUSTRATION

720-865-3670

SBAI@botanicgardens.org

FOR INFORMATION ABOUT
REGISTRATION

720-865-3500

info@botanicgardens.org

VISIT OUR WEBSITE

botanicgardens.org

VISIT OUR FACEBOOK PAGE

[facebook.com/](https://facebook.com/SchoolOfBotanicalArtAndIllustration)

[SchoolOfBotanical](https://facebook.com/SchoolOfBotanicalArtAndIllustration)

[ArtAndIllustration](https://facebook.com/SchoolOfBotanicalArtAndIllustration)



SIGN UP FOR OUR
E-NEWSLETTER



[qr.botanicgardens.org/
enewsletters](http://qr.botanicgardens.org/enewsletters)

CONTENTS

Upcoming Exhibitions and Tours [page 1](#)

NEW Opportunities to Engage & Connect [page 2](#)

Art Exploration Courses [page 4](#)

Botanical Illustration Certificate Program

Overview [page 10](#)

Courses [page 12](#)

Staff and Instructors [page 26](#)

Registration and General Information [page 30](#)

MESSAGE FROM THE CEO

The School of Botanical Art & Illustration (SBAI) gets to the heart of who Denver Botanic Gardens is as an institution: an intersection of disciplines focused on the fusion of art, science and curiosity. Whether in-person at the Freyer – Newman Center or in an online classroom, the School of Botanical Art & Illustration offers multiple avenues for artists of all skill levels to pursue their passion. For some, a certificate path leads to skills essential in the field of scientific illustration. Others may desire a creative outlet, whether an introductory art class, nature journaling or printmaking. Regardless of your motivation, you'll find opportunities within these programs to connect with people and the natural world.

Brian Vogt
Denver Botanic Gardens CEO



Photos © Scott Dressel-Martin

Cover artwork: Liz Edwards, *Cucurbita pepo*
'Patty Pan', colored pencil, 2022.

UPCOMING EXHIBITIONS

Melanie Yazzie: Peace Walking

January 28 – May 29

Ladd Family Gallery + Bonfils-Stanton Gallery

Interdisciplinary artist Melanie Yazzie invites viewers to better understand her Diné (Navajo) culture and history. Through imagery including animal and plant iconography, land maps, and feminine figures, she tells a story that is both personal and communal in nature. Yazzie's monotype prints, paintings, and sculptures combine elements of youthful, dreamlike wonder with her own complex (re)telling of contemporary Native experience in the West and America.

ARTIST TALK: Thursday, March 9, 6 p.m.



Melanie Yazzie



Tamara Kostianovsky

Renewal: Sculptures by Tamara Kostianovsky

February 25 – June 18

Kemper Family Gallery

Tamara Kostianovsky creates lush and exuberant textile sculptures of flora and fauna. Her depictions of tree stumps and exotic birds simultaneously celebrate the authentic landscapes of South America and confront the predatory cycles of consumption goods that destroy our natural landscape. Transforming repurposed textiles into fabric maquettes of regenerative and sustainable possibility.

ARTIST TALK: Friday, February 24, 6 p.m.



TOURS

Explore our gardens or galleries with a knowledgeable guide any time of year to gain fresh insight and inspiration! [Register](#) for a scheduled public tour or request a private tour.

Sarah Laurie



NEW

OPPORTUNITIES TO ENGAGE & CONNECT

FIRST FRIDAY FOOD FOR THOUGHT

Seeking inspiration for how to take your creative practice to the next level?

Looking for advice about navigating exhibitions, merchandising or collaborating with scientists?

This new online series addresses professional practices and will highlight botanical artists, Gardens staff members and speakers from the greater botanical illustration community. During these one-hour Zoom discussions, we'll demystify the art world and share skills that will help our creative community thrive.

First Friday Food for Thought are free for School of Botanical Art & Illustration students. Advanced registration is required to receive the Zoom link. More information about topics and speakers can be found online.

***Fee:** Free with registration*

📺 ONLINE: First Fridays, January 6, February 3, March 3, April 7, May 5 or June 2, noon – 1 p.m. MT

CREATIVE CONVENINGS

Join us every other month to connect with fellow creatives of all disciplines. Denver Botanic Gardens' Freyer – Newman Center is a physical manifestation of the celebration of the fusion of science and art. The Center houses the Helen Fowler Library, the Sturm Family Auditorium, art galleries, herbaria, classrooms and the School of Botanical Art & Illustration. Here, science and art unite to document human relationships and the larger environment.

Artists, scientists, cooks, gardeners—all are welcome! We will open our botanical illustration classrooms for you to explore, try new mediums and kick back with creatives of all walks. Do you have art supplies in good condition that you'd like to share or trade? Join us at an upcoming Creative Convening to participate in a supply swap.

Advanced registration is required. BYOB wine and beer are permitted. Please bring valid ID if you plan to consume alcohol.

***Fee:** Free with registration*

📍 ONSITE: Thursday, February 16, Thursday, April 20 or Friday, June 23, 5-8 p.m. MT

OPPORTUNITIES TO ENGAGE & CONNECT

INTERSECTIONS: CONVERSATIONS ON ART & SCIENCE

Intersections: Conversations on Art & Science (formerly known as **Café Botanique**) is a lecture series open to all. These talks by artists, scientists, community members and thought leaders cover a wide range of topics that highlight the junctions of art and science. Lectures are typically 30-45 minutes followed by a question-and-answer session.

Fee: \$10 member | \$12 non-member

Herbaria: A Botanical Journey Through Time

Join Margo Yousse, collections assistant for the Kathryn Kalmbach Herbarium, as she takes you on a virtual tour of Denver Botanic Gardens' Natural History Collections. In this program, you'll get to learn more about the Gardens' own collections and the important role they play in the global context of botanical science.

👉 **ONLINE: Wednesday, January 11, 6 p.m. MT**

Illustration to Expression

Join us for a discussion with participants involved in the exhibition "Flora: Scientific Botanical Illustrations of Colorado Plants," a collaboration between the School of Botanical Art & Illustration and the Arvada Center, featured in the "Art + Science" exhibition on display at Arvada Center from January 19 – March 26.

👉 **ONLINE: Wednesday, February 8, 6 p.m. MT**

An Artist's Tales from the Herbarium

Amy K. Wendland, one of Denver Botanic Gardens' 2022 LandLine Artists in Residence, will provide an overview of her art practice and process, from ideation to finished artwork. Her recent artwork focuses on the interplay between nature and humanity, utilizing a combination of humor, offbeat materials and obsessive craft to tell elliptical stories of humanity's relationship with itself and the environment.

👉 **ONLINE: Wednesday, March 8, 6 p.m. MT**

Art as a Method of Science Communication

Kalliopi Monoyios is an artist and science communicator working to mature the conversation around plastic. Though much of the environmentally themed work about plastic leads with guilt and shame, her work seeks to balance that with awe and beauty in an effort to embrace the complexity of our relationship with the material—on the one hand, it is a concerning environmental pollutant; on the other, it makes contemporary life possible.

HYBRID: Wednesday, April 12, 6 p.m. MT



Amy Wendland

Collaborating with Nature

Tyler Thrasher will discuss how he personally explores the line between nature and creative expression and how we can find inspiration in natural observations. Thrasher will share his bodies of work that address that relationship, what inspired them and how he decided to communicate that to his audience. He will also share his steps for staying observant, excited and in touch with the natural world both through creative exploration and tending to our mental health.

HYBRID: Wednesday, May 10, 6 p.m. MT

From Research to Exhibit: A Pollinator Painting

Erin E. Hunter is a science illustrator and fine artist with a graphic design background—and each of those roles influences how she approaches her pollinator-themed paintings. In this presentation, Erin will provide a behind-the-scenes look at her most ambitious piece yet, a large painting of California native bees and wildflowers that anchored a 2022 solo show at the San Francisco Botanical Garden.

👉 **ONLINE: Wednesday, June 14, 6 p.m. MT**

ART EXPLORATION COURSES

In addition to botanical illustration certificate courses (see pages 10-25), the School of Botanical Art & Illustration provides creative learning opportunities inspired by the natural world. Consider a class in nature journaling, collage or printmaking to discover new modes of expression. These classes are open to all, regardless of previous art experience.

Abstract Art Part II: Landscapes

This advanced abstract art exploration will focus on abstracting the real and imagined landscapes that most inspire us. Using research and symbolism, we will focus on planning thoughtful and well-composed final paintings. Students will be encouraged to explore what "landscape" means to them and express these meanings through their unique artistic voice. This class will build on explorations of medium and content and will guide students through the next steps of refining their abstract art practice. We will look more closely at composition, tone, color use and the elements that make a compelling abstract image.

This course is part of our Art Exploration Program. Prerequisites must be completed to register. The course fee does not include materials.



Sarah Pedry

Prerequisites: None, abstract painting experience recommended **Fee:** \$235 member | \$280 non-member **Instructor:** Sarah Pedry

📺 **ONLINE:** Friday, April 21, 28, May 5, 12 & 19, 1-4 p.m. MT




Annie Reiser

Advanced Zentangle® Botangle®

Do you love to "tangle"? Take your knowledge of the method a step further by jumping into the world of Zentangle®-inspired art. Join Instructor Annie Reiser, a classically trained botanical illustrator, in an Advanced Zentangle® Botangle®

class to explore in-depth coloring techniques. You will review basic tangles, teach yourself new ones, and learn about composition and design concepts. In preparation for creating your own Botangle® you will draw the daffodils project (or similar) using a template, handout and instruction.



Annie Reiser

This course is part of our Art Exploration Program. Prerequisites must be completed to register. The course fee does not include materials.

Prerequisites: Introduction to Zentangle®, Botangle® or equivalent course

Fee: \$235 member | \$280 non-member **Instructor:** Annie Reiser

📺 **ONLINE:** Friday, May 12, 19, 26, June 2 & 9,
9 a.m. – noon MT

ART EXPLORATION COURSES

The Artist's Journal: Winter's Hidden Treasures

An artist's nature journal documents the beauty of nature in a unique and personal format, even in winter. Students will receive a set of prompts for nature walks that highlight seasonal themes and encourage intimate connection with nature. Bundle up and get ready to explore in all conditions. We will discover what plants are still at work in our neighborhoods, find some furry mammals to draw, try to capture the cold in our palette and practice making expressive lines.

In the studio, we will use drawing, painting, writing and mixed media to tell the story of individual experiences in nature.

This course is part of our Art Exploration Program and is open to everyone. The course fee does not include materials.

Prerequisites: None **Instructor:** Sarah Pedry
Fee: \$155 member | \$185 non-member



Sarah Pedry

📍**ONLINE:** Tuesday, January 10, 17, 24, 31 & February 7, 5-7 p.m. MT

The Artist's Journal: Spring's Renewal

No matter the season, an artist's nature journal documents the beauty of nature in a unique, personal format. Students will receive a set of prompts for nature walks that highlight seasonal themes and encourage intimate connection with nature.

For this spring season, we will find re-awakening plants, draw birds and nests, capture the weather and practice using text in our journals. In the studio, we will use drawing, painting, writing and mixed media to tell the story of your experiences in nature.

This course is part of our Art Exploration Program and is open to everyone. The course fee does not include materials.

Prerequisites: None **Instructor:** Sarah Pedry
Fee: \$155 member | \$185 non-member



Sarah Pedry

📍**ONLINE:** Thursday, April 6, 13, 20, 27 & May 4, 1-3 p.m. MT

Basic Encaustic Techniques

Curious about encaustic?

Discover what you can create with this ancient, luminous medium — a molten mixture of beeswax, tree sap and pigment.

This is a two-day, basic encaustic techniques workshop. The workshop is designed to give participants an overview of the encaustic process and allow students to experiment with various tools and techniques.

This course is part of the Art Exploration Program and open to everyone. The course fee includes all materials.

Prerequisites: None **Instructor:** Victoria Eubanks
Fee: \$200 member | \$230 non-member



Victoria Eubanks

📍**ONSITE:** Wednesday & Thursday, January 11 & 12, 11:30 a.m. – 4:30 p.m. MT



Maki Teshima

Bundle Dyeing at Chatfield Farms

Join us for an experimental dyeing workshop with Maki Teshima, a botanical dye fiber artist at beautiful Chatfield Farms! We will use locally grown plants and explore other natural materials that can be used in bundle dyeing or Tataki (pounding) dyeing. After learning from Maki about these basic natural dyeing processes, you will create your own unique and abstract surface designs with cotton and silk fabrics.

This course is part of the Art Exploration Program and open to everyone. The course fee includes some materials.

Prerequisites: None **Instructor:** Maki Teshima
Fee: \$80 member | \$90 non-member

📍**ONSITE:** Sunday, June 4, 1-4 p.m. MT

ART EXPLORATION COURSES

INSPIRATION FROM THE GALLERIES

Exploring Monotype with Gelli Plates and Akua Inks

Don't miss this opportunity to work with local multimedia artist Melanie Yazzie! This workshop will guide participants through a printmaking process called monotype that produces one-of-a-kind, unique images. We'll use gelli plates to create richly layered compositions through one or more impressions and countless design variations to tell a personal story of identity. Artistic options are endless, and the process offers the potential to open new creative paths. The one-day workshop is intensive, enriching and uses eco-friendly, soy-based Akua inks.

This course is part of our Art Exploration Program and is open to everyone. The course fee includes all materials.

Prerequisites: None, drawing experience recommended **Instructor:** Melanie Yazzie
Fee: \$180 member | \$215 non-member



Melanie Yazzie

📍 **ONSITE: Saturday, February 4, 10 a.m. – 4 p.m. MT**

Coiling and Shaping in Paper Quilling

Paper quilling, also known as paper filigree, is a centuries-old craft featuring neatly spiraled paper coils that are then manipulated into beautiful shapes such as flowers and birds. Quilling designs are comprised of several small, contemplative elements that come together to form a finished image. The sky is the limit once you understand the principles! Quilling craft projects can range from simple gift tags to ornaments, jewelry, three-dimensional cards and more.

This course is part of our Art Exploration Program and is open to everyone. The course fee does not include materials.

Prerequisites: None **Instructor:** Mitra Verma
Fee: \$95 member | \$115 non-member




Mitra Verma

Cyanotypes on Paper and Fabric

The cyanotype process dates back to architectural blueprints, the first illustrated books published and the first photographs of botanical specimens. The medium is a mash up of art and science and is still used today by artists to create editions and one-of-a-kind images that are beautifully blue. This class teaches the basics of cyanotype photograms on both paper and fabric. Cyanotype photograms are developed by placing objects directly onto photographic paper and exposing the composition to light. We will cover alternative and experimental exposure techniques and then add to the cyanotypes using watercolor, ink, embroidery thread and more to create mixed media final works.

This course is part of our Art Exploration Program and is open to everyone. The course fee includes some materials.

Prerequisites: None **Instructor:** Eileen Roscina
Fee: \$125 member | \$145 non-member



Eileen Roscina

📍 **ONSITE: Saturday & Sunday, March 11 & 12, 9 a.m. – noon MT**

📍 **ONSITE: Friday, April 28 & May 5, 9 a.m. – noon MT**

ART EXPLORATION COURSES

Create Your Own Botanical MiniWorld

In this class, each participant will make their very own MiniWorld! Come play and learn with The Terrorium Shop—Denver's home for unique art combined with natural history, best known for their MiniWorlds. Permanently encased in a glass dome, the displays feature dried botanicals, insects, bones, crystals and other elements from the natural world. Take home a customized small glass dome filled with a pinned-for-display butterfly specimen, an assortment of dried botanicals, crystals and more. All specimens used by The Terrorium Shop (and provided for this class) are ethically and sustainably sourced and collected postmortem. Learn more.

This course is part of our Art Exploration Program and is open to everyone. The course fee includes all materials.

Prerequisites: None **Instructor:** Amber Hage-Ali
Fee: \$95 member | \$105 non-member



Amber Hage-Ali

Drawing Raptor Wings and Feathers

This two-session workshop featuring time at both Denver Museum of Nature and Science and Denver Botanic Gardens

will better acquaint you with birds of prey and techniques to sketch live specimens. During the first session we will review basic anatomy, focusing on the wing and wing feathers, make observations and sketch from mounted specimens. Then it's time to apply what you've learned and sketch from live raptors during the Gardens' annual Raptor Day celebration.

This course is part of our Art Exploration Program and is open to everyone. The course fee does not include materials.

Prerequisites: None, drawing experience recommended
Fee: \$95 member | \$115 non-member
Instructor: Shiere Melin



📍 **ONSITE:** Monday, April 3, 1-4 p.m. & Friday, April 7, 9 a.m. – noon MT

📍 **ONSITE:** Friday, March 31, 5-8 p.m. MT



ART EXPLORATION COURSES

Printmaking: Time to Get Tropical

Discover the magic of printmaking—transfer an image from a carved surface to paper and experience the instant gratification of using a printing press and peeling the paper away to reveal your print! This course will begin with a brief history and overview of the components of relief printmaking. Artists will gain inspiration from the Boettcher Memorial Tropical Conservatory and through a series of exercises and demonstrations, your instructor will guide you through the process of designing your own tropical-themed image onto a printed edition of five botanical illustrations.

This course is part of our Art Exploration Program and is open to everyone. The course fee includes some materials.

Prerequisites: None, drawing experience recommended

Fee: \$205 member | \$245 non-member

Instructor: Lori Ann Levy-Holm

📍 **ONSITE:** Saturday, April 8, 15, 22 & 29, 1-4 p.m. MT

Madhubani Painting: Folk Art from India

Madhubani literally translates to *forests of honey* in English. Its main features are line drawings filled in with bright, high contrast colors and eye-catching patterns. Even though this art is centuries old, it maintains its original style and content from its native land of Mithila, India. The designs announce an occasion of celebration and ask for good fortune and blessings. This course introduces *Madhubani* to all through a sharing of history, motifs, themes and techniques, and will conclude with hands-on demonstrations to make your own paintings.

This course is part of our Art Exploration Program and is open to everyone. The course fee does not include materials.

Prerequisites: None **Instructor:** Mitra Verma

Fee: \$125 member | \$145 non-member

📍 **ONSITE:** Friday, April 14, 10 a.m. – noon & April 21, 9 a.m. – noon MT



Shabby Prints

Retablos: Create Your Own Natural Pigments

In this class, we explore the process of creating natural pigments from plants, flowers, sediments and insects as well as learn about the artform of *santos* and *retablos*. This artistic practice has been rooted by Native tribes and Spanish colonial settlers for centuries in what is now known as the state of Colorado. We experiment with the processes required for pigment-making and create a step-by-step painting on a wooden retablo.

This course is part of our Art Exploration Program and is open to everyone. The course fee includes some materials.

Prerequisites: None, painting experience recommended

Fee: \$75 member | \$85 non-member **Instructor:** Sean Trujillo



Lost in Colours

📍 **ONSITE:** Saturday, April 1, 9 a.m. – noon MT



Sketching in the Galleries

Draw inspiration from exhibitions of local and international artists! Join us on Sunday afternoons in the art galleries of the Freyer – Newman Center to practice your observational skills and learn drawing techniques amongst the art. Bring your favorite dry media (pencils or colored pencils), paper and an open mind. We will provide stools, drawing boards and an instructor to offer guidance during your drawing session. Note: wet media and ink are not permissible in the galleries.

This course is part of our Art Exploration Program and is open to everyone. The course fee does not include materials.

Prerequisites: None **Fee:** \$15 member | \$18 non-member

📍 **ONSITE:** Sundays, January 8, February 5 or March 5, 1-3 p.m. MT **Instructor:** Nick Elias

📍 **ONSITE:** Sundays, April 2, May 7 or June 18, 1-3 p.m. MT **Instructor:** Liz Edwards



BOTANICAL ILLUSTRATION

CERTIFICATE PROGRAM OVERVIEW

Much has been said about the modern need to fuse art and science for collaboration and enlightenment, but few programs are as direct in their impact as botanical illustration. Botanical art and botanical illustration may portray plants for scientific purposes or render the beauty and inspiration we experience around us.

The School of Botanical Art & Illustration focuses not only on artistic techniques but also on the plants themselves. Courses in botany, visits to our [herbaria](#) and [library](#) and opportunities to learn from staff horticulturists and researchers round out the curriculum and provide context for the practice of botanical illustration. Our highly interactive classes with low student-to-instructor ratios include demonstrations, studio time and feedback in addition to discussions and real-world opportunities for exhibition and publication.

The program is rooted at Denver Botanic Gardens' [Freyer – Newman Center](#), which houses the Helen Fowler Library, the Sturm Family Auditorium, three art galleries, herbaria, classrooms and a coffee shop. We offer classes onsite at our York Street and Chatfield Farms locations as well as online for those who wish to learn remotely.

About the Program

The School of Botanical Art & Illustration continues to evolve and respond to feedback from our community and new opportunities for delivering learning experiences. The program now offers two pathways of study: Foundational and Advanced. At either level, students may choose to simply take courses or proceed to prepare and submit a portfolio for review required to graduate with a certificate. While we continue to honor and uphold the rigor and tradition of the former Certificate Program and all alumni, we hope this new format will provide pathways for students to move through the program in ways that meet their learning goals.

Attendance and Participation

The following requirements apply to receive credit for any course towards Foundational or Advanced Completion or Certificate:

- Attend the first class
- Attend at least 80% of the classes (12 of 15 hours)
- Participate in the online Padlet community by posting progress images and responding to prompts from the instructor or moderator
- Submit final work no later than one week after the final day of class.

To receive credit for an absence in any required class, work must be made up to the satisfaction of both the instructor and SBAI program manager. If you know in advance that you will miss a class session, please notify SBAI staff by emailing SBAI@botanicgardens.org.

Elective Courses and Credit

Elective courses are designed to build experience with new media and background knowledge of botanical art, and they should be integrated with the required courses. In addition to the required courses, it is strongly recommended that students simultaneously take relevant elective courses. Guest instructor workshops may qualify for elective credit.

Intersections: Conversations on Art & Science (formerly known as Café Botanique) is a lecture series open to all. Attendance at one lecture gives one elective credit hour; students can receive a maximum of 15 credit hours from these lectures. Pre-registration is required for credit.

Completion and Certificate Applications

Upon completion of course work at either level, students may apply for their desired acknowledgment of completion or graduation. Students are asked to complete the [Application of Acknowledgement](#).

If pursuing the Foundational or Advanced Certificate, students must also prepare a portfolio for submission. The portfolio consists of five finished botanical plates (11x14"), one each in the following media:

1. Graphite pencil
2. Colored pencil
3. Pen and ink
4. Watercolor
5. Artist's choice (a plate in any media and of any subject taught within the school's curriculum)

Deadline to submit the Application of Acknowledgement and completed portfolio is September 30, 2023. Portfolio must be delivered to Denver Botanic Gardens. Please arrange delivery or drop off by emailing Program Manager Carina Banuelos-Harrison at carina.banuelos-harrison@botanicgardens.org.

Scholarship Program

With ongoing support from Botanical Interests, the School of Botanical Art & Illustration scholarship program provides tuition and supplies for courses in botanical illustration.

Denver Botanic Gardens' core values guide our work and cultivation of our community: **Transformation, Relevance, Diversity** and **Sustainability**. To realize these values, the Gardens seeks to support and engage diverse perspectives. Applicants of color and/or within the LGBTQ community are strongly encouraged to apply.

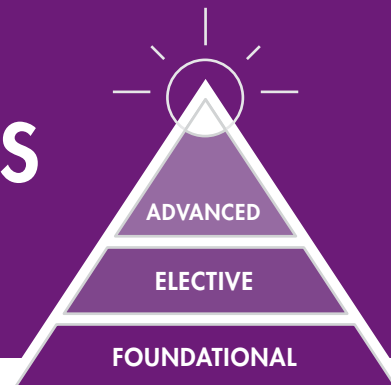
Applicants must be 17 years or older and complete an online application form. Applications will be reviewed on a rolling basis.

Diploma Program

Are you looking to launch an independent study project and take your illustrations to the next level? Please inquire about higher level self-directed learning opportunities by emailing SBAI@botanicgardens.org.

BOTANICAL ILLUSTRATION PATHWAYS & REQUIREMENTS

Courses may be taken in any order, provided all prerequisites have been met.
Be sure to complete Elective hours, which can include Intersection lectures
(formerly Café Botanique lectures), along your way to the top!



FOUNDATIONAL COURSES

	COURSE COMPLETION	FOUNDATIONAL CERTIFICATE
REQUIREMENTS	Complete all Foundational courses and Elective hours	Complete all Foundational courses, additional Elective hours and submit portfolio for review and approval
REQUIRED COURSES	11 (all Foundational courses)	12 (all Foundational courses plus Portfolio Preparation)
REQUIRED ELECTIVE HOURS	20	40 (cumulative)
COURSES		PREREQUISITES
P 1 Pencil I (Botanical Illustration)		None
BOT Botany for the Botanical Illustrator		None
ICT Introduction to Color Theory		None
LOF Light on Form		P 1
CLCP Color Layering for Colored Pencil		P 1
CMWC Color Mixing in Watercolor		P 1
COMP Composition for Botanical Illustration		P 1 LOF
PER Perfecting Perspective		P 1 LOF
P&I 1 Pen and Ink I (Botanical Illustration)		P 1 BOT LOF
CP 1 Colored Pencil I (Botanical Illustration)		P 1 BOT LOF CLPL
WC 1 Watercolor I (Botanical Illustration)		P 1 BOT LOF CMWC

ADVANCED COURSES

	COURSE COMPLETION	ADVANCED CERTIFICATE
REQUIREMENTS	Complete all Foundational and Advanced courses as well as Elective hours	Complete all Foundational and Advanced courses, additional Elective hours and submit portfolio for review and approval
REQUIRED COURSES	16 (all Foundational courses plus 4 Advanced courses)	17 (all Foundational and Advanced courses plus Portfolio Preparation)
REQUIRED ELECTIVE HOURS	80 (cumulative)	120 (cumulative)
COURSES		PREREQUISITES
CP 2 Colored Pencil II (Botanical Illustration)		P 1 BOT LOF CLPL CP 1 COMP PER
P 2 Pencil II (Botanical Illustration)		P 1 BOT LOF COMP PER
P&I 2 Pen and Ink II (Botanical Illustration)		P 1 BOT LOF P&I 1 COMP PER
WC 2 Watercolor II (Botanical Illustration)		P 1 BOT LOF CMWC WC 1 COMP PER

BOTANICAL ILLUSTRATION COURSES

Providing the technical skills required to render accurate, detailed and scientifically useful depictions of the plant world, the core curriculum consists of a comprehensive series of foundational classes.

Introduction to Botanical Illustration

Start at the beginning. If you are pulling from distant memory or drawing for the very first time, this gently paced course is for you. Through carefully explained demonstrations, simple exercises and helpful critiques, you will learn step-by-step how to draw what you see and build the skills required to enter the School of Botanical Art & Illustration with confidence.

This course is an elective and is open to everyone. If you are already confident in your drawing ability and working toward your botanical illustration certificate, please proceed directly with Pencil I (Botanical Illustration). The course fee does not include materials.

Prerequisites: None **Fee:** \$315 member | \$375 non-member

📍**ONLINE:** Monday, January 9, 16, 23, 30 & February 6, 9 a.m. – noon MT **Instructor:** Renee Jorgensen

📍**ONSITE:** Tuesday, May 16, 23, 30, June 6 & 13, 5-8 p.m. MT **Instructor:** Renee Jorgensen



Renee Jorgensen



FOUNDATIONAL COURSES

These core courses are required if working towards Botanical Illustration Completion or Certificate but are also open to anyone wishing to develop their knowledge and skills.

Pencil I (Botanical Illustration) P 1

This entry-level course is a prerequisite for all required courses. Beginning with an overview of the specific elements of botanical illustration, you will learn the skills of careful observation and realistic drawing in graphite pencil, including line drawing, shading and perspective. Step-by-step, add techniques to render accurate perspective, texture and detail, and emerge from this class with the tools you need to draw anything from observation.

This is a required course for the Botanical Illustration Foundational level but is open to everyone. The course fee does not include materials.

Prerequisites: None **Fee:** \$315 member | \$375 non-member

📍**ONSITE:** Thursday, January 12, 19, 26, February 2 & 9, 5-8 p.m. MT **Instructor:** Michael Campbell

📍**ONLINE:** Thursday, February 2, 9, 16, 23, & March 2, 9 a.m. – noon MT **Instructor:** Lori Ann Levy-Holm

📍**ONSITE:** Friday, March 3, 10, 17, 24 & 31, 9 a.m. – noon MT **Instructor:** Lori Ann Levy-Holm

📍**ONSITE:** Sunday, April 23, 30, May 7, 14 & 21, 1-4 p.m. MT **Instructor:** Michael Campbell

📍**ONLINE:** Wednesday, May 31, June 7, 14, 21 & 28, 1-4 p.m. MT **Instructor:** Lori Ann Levy-Holm




Michael Campbell



FOUNDATIONAL COURSES

Botany for the Botanical Illustrator BOT

What is the difference between a carpel and a pistil? Where is the stamen found? Your botanical art improves when you understand the science of your subjects—it determines what you see! Put away your pencils for this enlightening lab class designed specifically for students of botanical illustration. In this course, learn plant morphology through detailed instruction and supporting visuals. Take a close look at plant anatomy and learn to recognize botanical details that will make your drawings more accurate and realistic.



This is a required course for the Botanical Illustration Foundational level but is open to everyone. The course fee does not include materials.

Prerequisites: None **Instructor:** Melissa Islam, Ph.D.

Fee: \$315 member | \$375 non-member

🔗**ONLINE:** Wednesday, February 15, 22, March 1, 8, 15 & 22, 5-7:30 p.m. MT

Introduction to Color Theory ICT

Color theory is the study of color and light. This course is designed to build your perceptual and conceptual color skills and vocabulary, helping you analyze color systems to see how they affect hue, value, saturation and even psychology.



Lori Ann Levy-Holm

We use color aid paper and gouache paint to document our experimentations and observations with daily color exercises in a color journal. This course is appropriate for the beginner and professional alike.

This is a required course for the Botanical Illustration Foundational level but is open to everyone. The course fee includes some materials.

Prerequisites: None **Instructor:** Lori Ann Levy-Holm

📍**ONSITE:** Saturday, Jan. 7, 14, 21, 28 & Feb. 4, 1-4 p.m. MT

📍**ONSITE:** Friday, March 3, 10, 17, 24 & 31, 1-4 p.m. MT

Fee: \$335 member | \$395 non-member

🔗**ONLINE:** Thursday, June 1, 8, 15, 22 & 29, 5-8 p.m. MT

Fee: \$355 member | \$415 non-member

Light on Form LOF

Take your drawings from flat to fabulous. The secret to portraying light and shadow on your subjects lies in understanding the science of lighting as it applies to different forms.



Marjorie Leggitt

Beginning with basic geometric shapes, refine your skills in showing the lighting and volume of any subject. As you progress from fruits and vegetables, to leaves and flowers, to entire plants with complex shapes, you will overcome the challenges of creating three-dimensional drawings. This class works entirely in graphite pencil, but the principles apply to all other media.

This is a required course for the Botanical Illustration Foundational level. Prerequisites must be completed to register. The course fee does not include materials.

Prerequisites: P 1 **Fee:** \$315 member | \$375 non-member

🔗**ONLINE:** Tuesday, April 4, 11, 18, 25 & May 2, 1-4 p.m. MT **Instructor:** Alex Boersma

📍**ONSITE:** Saturday, April 8, 15, 22, 29 & May 6, 9 a.m. – noon MT

Instructor: Lori Ann Levy-Holm

🔗**ONLINE:** Tuesday, June 6, 13, 20, 27, July 11 (skips July 4) 5-8 p.m. MT

Instructor: Marjorie Leggitt

Color Layering for Colored Pencils CLCP

Colored pencil presents a special challenge: mixing color directly on your drawing. Learn to use a color-mixing method adapted to the application of colored pencils. As you create your own extensive color workbook to speed color selection and application for future colored pencil drawings, practice color matching with a variety of plant materials. Two-, three- and four-color mixing will help you render the gorgeous greens, radiant reds and luscious lilacs you've been dreaming of.



Charlotte Ricker

This is a required course for the Botanical Illustration Foundational level. Prerequisites must be completed to register. The course fee includes a curated set of colored pencils and workbook.

Prerequisites: P 1

📍**ONSITE:** Friday, February 3, 10, 17, 24 & March 3, 1-4 p.m. MT **Instructor:** Michael Campbell

Fee: \$505 member | \$565 non-member

🔗**ONLINE:** Wednesday, May 3, 10, 17, 24 & 31, 5-8 p.m. MT **Instructor:** Charlotte Ricker

Fee: \$525 member | \$585 non-member



FOUNDATIONAL COURSES

Color Mixing in Watercolor CMWC

The first step in watercolor painting is mixing colors. In this course, learn about paint properties and choosing pigments to build a system for consistently combining colors and eliminating frustrating trial-and-error. Exercises, demonstrations and discussion show you how to achieve the broadest possible spectrum so you can practice mixing colors to match a variety of plant material. Gain confidence and skills to improve your watercolor techniques.



Renee Jorgensen

This is a required course for the Botanical Illustration Foundational level. Prerequisites must be completed to register. The course fee includes a set of 12 Michael Wilcox watercolors and mixing palette, valued at approximately \$200.

Prerequisites: P 1 **Instructor:** Renee Jorgensen

📌 **ONLINE:** Wednesday, January 11, 18, 25, February 1 & 8, 1-4 p.m. MT

Fee: \$555 member | \$615 non-member

📍 **ONSITE:** Monday, May 1, 8, 15, 22 & June 5 (skips May 29) 5-8 p.m. MT

Fee: \$535 member | \$595 non-member

Composition for Botanical Illustration COMP

The arrangement of line, shape and color in artwork is, itself, an art form. The difference between a pleasant picture and an amazing work of art is often the composition. This course begins with a study of how to use compositional elements and principles in your botanical illustration. Create your own thumbnail composition and develop insight and expertise to enhance your future illustrations.



Marjorie Leggitt

This is a required course for the Botanical Illustration Foundational level. Prerequisites must be completed to register. The course fee does not include materials.

Prerequisites: P 1 LOF

Fee: \$315 member | \$375 non-member

📌 **ONLINE:** Tuesday, February 28, March 7, 14, 21 & 28, 1-4 p.m. MT **Instructor:** Marjorie Leggitt

📍 **ONSITE:** Thursday, April 27, May 4, 11, 18 & 25, 5-8 p.m. MT **Instructor:** Shiere Melin

Perfecting Perspective PER

Do you shy away from complicated plants? Even experienced illustrators sometimes struggle with foreshortening and simplifying their subjects to eliminate difficult elements. In this class, you'll work with botanical subjects that demonstrate each aspect of perspective to learn techniques for seeing and depicting depth accurately. Gain confidence in your drafting skills and improve your drawings from this class forward. This class uses only graphite pencil, but the principles apply to all media.



Marjorie Leggitt

This is a required course for the Botanical Illustration Foundational level. Prerequisites must be completed to register. The course fee does not include materials.

Prerequisites: P 1 LOF

Fee: \$315 member | \$375 non-member

📌 **ONLINE:** Tuesday, February 28, March 7, 14, 21 & 28, 5-8 p.m. MT **Instructor:** Marjorie Leggitt

📍 **ONSITE:** Monday, June 5, 12, 19, 26 & July 10 (skips July 3), 1-4 p.m. MT **Instructor:** Charlotte Ricker

Pen and Ink I (Botanical Illustration) P&I 1

Expressive, effective pen and ink artworks are the heart of botanical illustration. To create line, form and texture in gradations of black and white, practice this traditional illustration medium with versatile and modern technical pens. This course will help you expand your drawing repertoire through step-by-step instruction, demonstration, and practice so that expressive line and stipple become part of your foundational artistic vocabulary and toolkit for accurate, skillful botanical illustration.



Alex Boersma

This is a required course for the Botanical Illustration Foundational level. Prerequisites must be completed to register. The course fee does not include materials.

Prerequisites: P 1 LOF BOT **Instructor:** Alex Boersma

Fee: \$315 member | \$375 non-member

📌 **ONLINE:** Thursday, March 2, 9, 16, 23 & 30, 5-8 p.m. MT

📌 **ONLINE:** Tuesday, April 4, 11, 18, 25 & May 2, 9 a.m. – noon MT



FOUNDATIONAL COURSES

Colored Pencil I (Botanical Illustration) CP 1

Colored pencils are a versatile, portable medium perfect for sketching on-location, as well as producing in the studio. If you've already learned how to layer colored pencil, this course will take your skills to the next level. Through instruction, demonstration and practice on small studies of botanical subjects, learn more advanced drawing methods, including effective new ways of layering, building, and burnishing color. You will be ready to produce a finished plate by the conclusion of this course.

This is a required course for the Botanical Illustration Foundational level. Prerequisites must be completed to register. The course fee does not include materials.

Prerequisites: P 1 LOF CLCP BOT

Fee: \$315 member | \$375 non-member



Charlotte Ricker

Watercolor I (Botanical Illustration) WC 1

Combine your drawing skills and knowledge of color mixing to become part of the watercolor botanical color tradition. From flat and graded washes, to highlights and drybrush detail, discover the delight of putting brush and pigment to paper for transparent watercolor. In this course, demonstration and practical exercises will guide you to build washes for depth of tone and shading, as well as how to create soft and hard edges.

This is a required course for the Botanical Illustration Foundational level. Prerequisites must be completed to register. The course fee does not include materials.

Prerequisites: P 1 LOF CMW BOT

Fee: \$315 member | \$375 non-member



📍 **ONSITE:** Monday, February 13, 20, 27, March 6 & 13, 1-4 p.m. MT **Instructor:** Shiere Melin

📺 **ONLINE:** Tuesday, April 4, 11, 18, 25 & May 2, 5-8 p.m. MT **Instructor:** Charlotte Ricker

📍 **ONSITE:** Monday, February 13, 20, 27, March 6 & 13, 9 a.m. – noon MT **Instructor:** Shiere Melin

📺 **ONLINE:** Thursday, February 16, 23, March 2, 9 & 16, 1-4 p.m. MT **Instructor:** Renee Jorgensen





ELECTIVE COURSES

Explore new techniques, subjects and media with our seasoned and visiting instructors. These courses and workshops are open to all, regardless of whether you are pursuing a certificate.

Colorado Fungi & Lichen

Fungi and lichen have intrigued and bewildered outdoor enthusiasts for thousands of years. Starting with a presentation by Dr. Andrew Wilson, associate curator of mycology, discover why these beautiful and strange organisms are so important. Take a trip to Denver Botanic Gardens' Sam Mitchell Herbarium to see how fungi and lichen are categorized and stored. Return to the classroom to select a specimen to illustrate throughout the remaining class meetings.

Through demos and exercises, learn how to visually "rehydrate" your specimen and to use a variety of references to formulate ideas for your final plate. As you train your eyes to distinguish hidden details use non-traditional pen and ink marks to create unique textures and body forms. Add watercolor layers to capture earthy and luminescent colors. Apply your new skills to create a marvelous mixed media masterpiece!

This course is an elective in the Botanical Illustration program. Prerequisites must be completed to register. The course fee does not include materials.

Prerequisites: P 1 LOF COMP PER CMWC BOT WC 1 P&I 1

Fee: \$315 member | \$375 non-member **Instructor:** Marjorie Leggitt



Brittany Hass

ONSITE: Wednesday, January 11, 18, 25, February 1 & 8, 1-4 p.m. MT

Advanced Pen & Ink: Contemporary Conifer Compositions

Take your pen and ink work to a new level as you focus your artistic attention on conifers. Start with an introduction to the geometry behind the growth pattern of a conifer cone and the arrangement of the needles around the stem. Through close observation, build the spirals that form the foundation of these challenging subjects and your base drawing. A visual history of conifer "portraits" will provide inspiration to get creative and experiment with a contemporary approach to your composition. Using traditional pen and ink tools, review, practice and refine pen and ink basics as you work on in-class exercises. Then, hone in on advanced techniques to help address issues of perspective, texture, core and cast shadows specific to your subject. Develop a finished plate demonstrating your new skills and professional polish. A must for the serious student of pen and ink.

This course is an elective in the Botanical Illustration program. Prerequisites must be completed to register. The course fee does not include materials.

Prerequisites: P 1 P 2 P&I 1 P&I 2 PER LOF BOT COMP

Fee: \$315 member | \$375 non-member **Instructor:** Marjorie Leggitt



Marjorie Leggitt

ONLINE: Tuesday, January 10, 17, 24, 31 & February 7, 9 a.m. – noon MT

Artist's Skills: Improving Your Handwriting

In this short course, prepare to practice and improve the nuances of your personal handwriting style. As you learn about characteristics of alphabet letters in both print and cursive, discover how to write them to express your personal style. This course will also guide you with exercises to develop your artist's signature and explore lettering in various artists' media.

This course is an elective in the Botanical Illustration program but is open to everyone. The course fee does not include materials.

Prerequisites: None **Fee:** \$190 member | \$225 non-member **Instructor:** Renee Jorgensen



Renee Jorgensen

ONSITE: Wednesday, March 1, 8 & 15, 9 a.m. – noon MT



ELECTIVE COURSES

Artist's Skills: Label Conventions and the Artist's Mark

Have you developed your artistic signature? Discover the importance of your signature in the context of botanical labeling. In this course, learn a reliable and step-by-step method on how to label your finished plate legibly, stylishly and with composition in mind. Come prepared to review labeling conventions and learn what standards are expected.

This course is an elective in the Botanical Illustration program but is open to everyone. The course does not require materials.

Prerequisites: None **Fee:** \$65 member | \$75 non-member **Instructor:** Renee Jorgensen

📍ONLINE: Monday, January 16, 1-4 p.m. MT

📍ONSITE: Wednesday, April 5, 6-9 p.m. MT



Renee Jorgensen

Artist's Skills: Matting & Framing Your Art

Elevate the display of your artwork and save money by learning the important skill of matting and framing. Megan Farlow, Denver Botanic Gardens' assistant manager of exhibitions & art collections, will teach you how to choose, measure, cut, mount and assemble your mat and frame. Come prepared with a piece of art no larger than 11x14" and go home with a mat and suggestions for affordable, quality frames.

This course is an elective in the Botanical Illustration program but is open to everyone. The course fee includes some materials.

Prerequisites: None **Fee:** \$165 member | \$190 non-member **Instructor:** Megan Farlow

📍ONSITE: Friday, April 28, 9 a.m. – 2:30 p.m. MT



"Picture frames" by Daveybot is licensed under CC BY-NC-SA 2.0


Artist's Skills: Photographing Your Artwork

Not everyone has access to a high-quality scanner, but it's still important to be able to share your work. This workshop will provide simple tips and tricks to help you use the camera you have on hand (even if it's just your phone!) to capture the best, most accurate photos of your art. The session will combine a series of demonstrations, examples and discussions to help you avoid common pitfalls and get the most from your camera.

This course is an elective in the Botanical Illustration program but is open to everyone. The course fee does not include materials.

Prerequisites: None **Fee:** \$65 member | \$75 non-member **Instructor:** Scott Dressel-Martin

📍ONSITE: Wednesday, March 8, 9 a.m. – noon MT



Botany Spotlight: Asteraceae

From asters to zinnias, the daisy family (*Asteraceae*) is one of the largest flowering plant families in the world. With bright and bold floral displays, they are a frequent and favorite subject of botanical artists and illustrations. These may appear an easy subject for the artist but to render them botanically accurate takes a little knowledge about the obscure characteristics that separate one from another. And, yes, it's much more than color. Learn this family's unique floral morphology and which key features to note for inclusion in accurate, detailed illustrations.

This course is an elective in the Botanical Illustration program but is open to everyone. The course fee does not include materials.

Prerequisites: None **Fee:** \$65 member | \$75 non-member **Instructor:** Dr. Melissa Islam

📍ONLINE: Wednesday, April 26, 4-7 p.m. MT





ELECTIVE COURSES

Botanical Compositions with Found Objects

Personal, sentimental or random objects can hold unexpected meaning and beauty in illustrated collections and combinations. Using botanical specimens and other found objects, we will learn about selecting, composing, transferring and drawing multiple subjects together. This course emphasizes drawing from direct observation to give you confidence and new skills with colored and watercolor pencils, sparking fresh ideas for creating meaningful compositions with multiple objects.

This course is an elective in the Botanical Illustration program. Prerequisites must be completed to register. The course fee does not include materials.

Prerequisites: P 1 LOF BOT CLCP CP 1

Fee: \$315 member | \$375 non-member **Instructor:** Clair Gaston



Clair Gaston

📍ONLINE: Sunday, January 29,
February 5, 12, 19 & 26, 1-4 p.m. MT

Botanical Textures & Patterns in Pen & Ink

Though a bold and classic medium, pen and ink presents a unique challenge in its monochromatic nature. How do we capture the rich details of botanical textures and color patterns using only black ink? This course offers a combination of step-by-step demos and one-on-one check-ins with your instructor to help you exercise traditional inking techniques. You will use technical pens to practice stipple and cross-hatching, while also experimenting with less conventional marks for vivid textures and patterns with convincing dimensionality.

This course is an elective in the Botanical Illustration program. Prerequisites must be completed to register. The course fee does not include materials.

Prerequisites: P 1 LOF BOT P&I 1

Fee: \$315 member | \$375 non-member **Instructor:** Alex Boersma



Alex Boersma

📍ONLINE: Thursday, March 2, 9, 16, 23 & 30, 1-4 p.m. MT

Create Your Own Portfolio

You've worked so hard on your plates. Now it's time to take your presentation to the next level. A portfolio can be a durable, beautiful and handmade storage binding. Constructed similarly to hard cover books, this type of portfolio serves as an excellent protective case to transport, store or share your work. These are made with board, book cloth on the hinge and decorative paper. Inner flaps will be added on the top, bottom and side to prevent contents from falling out, and a tie holds it all together. During this workshop, you'll learn about the materials and techniques required to create your own bound portfolio case

This course is an elective in the Botanical Illustration program but is open to everyone. The course fee includes some materials.

Prerequisites: None **Instructor:** Shiere Melin

Fee: \$155 member | \$180 non-member



Shiere Melin

📍ONSITE: Saturday, May 20, 9 a.m. – 2:30 p.m. MT

Deepening Your Perspective: Flowers

In this two-day course, we will draw from live flowers to review the linear basics of flower construction, hone observation skills and practice value mapping to add form to your floral portraits. Working in pencil, you will create a page of lily and orchid flowers in various positions. Rediscover and refine the important skills you need to craft more realistic depictions of flowers.

This course is an elective in the Botanical Illustration program. Prerequisites must be completed to register. The course fee does not include materials.

Prerequisites: P 1 LOF BOT PER

Fee: \$230 member | \$275 non-member

Instructor: Marjorie Leggitt



Marjorie Leggitt

📍ONSITE: Saturday & Sunday, January 21 & 22,
9 a.m. – 2:30 p.m. MT



ELECTIVE COURSES

Drawing from Dried Botanicals

As we transition into spring, celebrate the structures of dried botanical subjects. We will study the morphology of different plants and discuss how nature organizes itself into efficient and functional geometric forms and patterns like the Fibonacci sequence. You will spend the winter months collecting eye-catching, dried objects, and we will bring them back to life in black and white media. We will experiment with sepia inks to create a vintage style plate of your dried subject.

This course is an elective in the Botanical Illustration program. Prerequisites must be completed to register. The course fee does not include materials.

Prerequisites: P 1 LOF BOT P&I 1

Fee: \$315 member | \$375 non-member

Instructor: Charlotte Ricker



Charlotte Ricker

📍**ONLINE:** Monday, March 13, 20, 27, April 3 & 10, 5-8 p.m. MT

Drawing on Tradition: Marie Angel's Illuminated Miniatures

Marie Angel (1923-2010), a British nature illustrator and calligrapher, is the inspiration behind this class on miniature compositional styles. We will design and complete a miniature botanical illustration decorated with an initial letter and inspired by flowers, animals and birds. Mixed media artists and botanical illustrators will come away with detailed techniques for composition, letterform and miniature presentation of a subject filled with flora and fauna.

This course is an elective in the Botanical Illustration program. Prerequisites must be completed to register. The course fee does not include materials.

Prerequisites: P 1 CLCP CMWC

Fee: \$315 member | \$375 non-member

Instructor: Renee Jorgensen



Susan Dorsey

📍**ONLINE:** Thursday, June 1, 8, 15, 22 & 29, 9 a.m. – noon MT

Introduction to Design History: Nature-Inspired

Explore plant motifs and botanical themes in this introductory survey of design. Get acquainted with western European and American artists and designers from the 19th and early 20th centuries to discover their inspirations and creations. Uncover the intersections of form, function, art and social context. This lecture class will be offered in a hybrid format; register for either the onsite or online format.

This course is an elective in the Botanical Illustration program but is open to everyone. The course fee does not include materials.

Prerequisites: None **Instructor:** Lisa Eldred

Fee: \$180 member | \$215 non-member



Owen Jones, detail, plate from "The Grammar of Ornament," 1856.

📍**ONLINE:** Thursday, January 19, 26, February 2, 9 & 16, 4-5:30 p.m. MT

📍**ONLINE:** Thursday, January 19, 26, February 2, 9 & 16, 4-5:30 p.m. MT

Introduction to Carbon Dust

The carbon dust technique was developed by medical illustrator Max Brödel in the early twentieth century, and it is characterized by subtle and precise gradations of grey values. Using a combination of carbon pencil lines and carbon dust applied with brushes, this medium produces rich tonal renderings with the value range of charcoal and the precision of watercolor. You'll be introduced to these tools and others to learn methodical layering and to create flawless continuous tone.

This course is an elective in the Botanical Illustration program but is open to everyone. Prerequisites must be completed to register. The course fee does not include materials.

Prerequisites: P 1 LOF COMP **Instructor:** Shiere Melin

Fee: \$315 member | \$375 non-member



Karen Olsen

📍**ONLINE:** Thursday, January 12, 19, 26, February 2 & 9, 1-4 p.m. MT



ELECTIVE COURSES

Illustrating Irises Workshop


Join us for an inspiring day in the field at Denver Botanic Gardens Chatfield Farms. The collection of 400 irises are rare historical varieties that otherwise might be lost to time. During this workshop, we will spend time selecting and sketching, photographing or painting an heirloom iris from our spectacular collection.

This course is an elective in the Botanical Illustration program but is open to everyone. The course fee does not include materials.

Prerequisites: None, drawing experience recommended

Fee: \$125 member
\$150 non-member

Instructor: Shiere Melin



Laurence Pierson-Bonenberger

ONSITE: Friday, June 2,
9 a.m. – 2:30 p.m. MT

Illustrating Heirloom Irises at Chatfield Farms

Join us for a rare opportunity to illustrate history! Denver Botanic Gardens Chatfield Farms curates a collection of rare heirloom irises, and many are so rare that they now only exist in this one location. This course will provide time to view, photograph, sketch and learn about this stunning heirloom iris collection. You will also have the unique chance to learn from staff horticulturists and view historical illustrations of irises from the 1600s and 1700s. The class will focus on preparing your iris sketches to become final plates.

This course is an elective in the Botanical Illustration program. Prerequisites must be completed to register. The course fee does not include materials.

Prerequisites: P 1 LOF BOT COMP PER

Fee: \$315 member | \$375 non-member

Instructor: Shiere Melin

ONSITE: Wednesday, May 3, 10, 17,
24 & 31, 9 a.m. – noon MT

Introduction to Egg Tempera

This course will introduce you to the medium, help you understand the materials used and how to prepare the paint. If you know how to use it, egg tempera is capable of exquisite detail and glowing colors that last for centuries. You will have the opportunity to practice rendering highlights, mid-tones and shadows before completing your own egg tempera masterpiece.

This course is an elective in the Botanical Illustration program but is open to everyone. The course fee does not include materials.

Prerequisites: None **Instructor:** Laurence Pierson-Bonenberger

Fee: \$315 member | \$375 non-member



Laurence Pierson-Bonenberger

ONLINE: Friday, April 14, 21, 28, May 5 & 12,
8:30-11:30 a.m. MT

Introduction to Watercolor Pencil

Discover the amazing versatility of watercolor pencils for illustrating and painting. Learn tips and techniques on how to manage the color wet or dry. Used as a mixed media or alone, watercolor pencils travel well and are perfect for developing botanical illustration, botanical art, journal entries and quick sketch applications.

This course is an elective in the Botanical Illustration program but is open to everyone. The course fee does not include materials.

Prerequisites: None **Instructor:** Renee Jorgensen

Fee: \$125 member | \$150 non-member



Renee Jorgensen

ONLINE: Monday, January 30 & February 6,
1-4 p.m. MT

ONSITE: Monday, May 1 & 8, 1-4 p.m. MT



ELECTIVE COURSES

Introduction to Linear Perspective

It all starts with a box! The fundamentals of linear perspective allow you to draw the most complex subjects with ease and a sense of spatial depth. The first class covers the basics of linear perspective, using techniques implemented by masters like Leonardo DaVinci to draft basic forms. From the classroom and into the gardens, we will take what we learned about vanishing points and horizon lines outdoors to apply sighting techniques for accurate structural drawings with linear elements.

This course is an elective in the Botanical Illustration program. Prerequisites must be completed to register. The course fee does not include materials.



Charlotte Ricker

Prerequisites: P 1 LOF PER **Instructor:** Charlotte Ricker

Fee: \$125 member | \$150 non-member

📍**ONSITE:** Monday, June 5 & 12, 5-8 p.m. MT



Erin E. Hunter

Pollinators and Their Plants: Mixed Media Workshop

Join science illustrator and fine artist Erin E. Hunter to learn how she uses a combination of acrylic paint, graphite, fine pigment marker and colored pencil on watercolor paper to create her wildflower-pollinator paintings. Discussions will also cover using tracing-paper sketches, how to transfer to paper, as well as Hunter's preference for acrylic paint rather than the more traditional watercolor.

This course is an elective in the Botanical Illustration program but is open to everyone. The course fee does not include materials.

Prerequisites: None **Instructor:** Erin Hunter

Fee: \$170 member | \$200 non-member

📍**ONLINE:** Saturday & Sunday March 4 & 5, 1-5 p.m. MT

Open Studio for Botanical Illustrators

Feeling stuck? Open Studio is for anyone who wants to experience a creative and supportive environment without attending a structured workshop. You can work on developing projects at your own pace during open studio hours and an instructor will be available for feedback and advice. This time will not include teaching demonstrations, but your instructor can help you get started on a project or advise on how to add finishing touches. This Open Studio is ideal for anyone who is looking to refresh knowledge of any media or advance personal projects.

This course is an elective in the Botanical Illustration program. Prerequisites must be completed to register. No materials are required.

Prerequisites: Student must have taken at least one course through the School of Botanical Art & Illustration in the last 12 months

Fee: \$45 member | \$50 non-member

📍**ONLINE:** Sunday, January 15, 1-3 p.m. MT **Instructor:** Michael Campbell

📍**ONSITE:** Sunday, February 26, 1-3 p.m. MT **Instructor:** Shiere Melin

📍**ONLINE:** Sunday, March 26, 1-3 p.m. MT **Instructor:** Marjorie Leggitt

📍**ONSITE:** Sunday, April 9, 1-3 p.m. MT **Instructor:** Michael Campbell

📍**ONSITE:** Sunday, May 14, 1-3 p.m. MT **Instructor:** Shiere Melin

📍**ONLINE:** Sunday, June 11, 1-3 p.m. MT **Instructor:** Marjorie Leggitt





ELECTIVE COURSES

Photography for Botanical Illustrators

This one-day workshop celebrates [Month of Photography Denver](#) by enlisting two instructors to show you different ways photography can help your botanical illustrations. During the morning session, you will learn how to photograph your own specimens from Scott Dressel-Martin, Denver Botanic Gardens' official photographer. In the afternoon session, teaching artist Marjorie Leggitt will show you how to draw from your photos.

Photographing Your Specimens

In this class, we'll build skills and creativity for photographing the natural world. We'll explore the technical and creative aspects of photography, including exposure, lighting and composition. This will allow you to develop more fully rendered images that can be used both as beautiful images and as aids in botanical drawing and painting. Bring your camera or smartphone!

Draw From Your Photos

There are times when a live specimen is simply not accessible for botanical illustrators, but you just photographed a spectacular hibiscus in Hawaii, took a few snapshots of the rare jade vine at its peak or want to observe under the microscope and draw the tiny alpine plants you just discovered last weekend. In this session, learn how to work from your own photographs to create a successful botanical illustration.

This course is an elective in the Botanical Illustration program but is open to everyone. The course fee does not include materials.

Prerequisites: None **Fee:** \$125 member | \$150 non-member

Instructors: Scott Dressel-Martin & Marjorie Leggitt

📍 **ONSITE: Friday, March 24, 9 a.m. – noon & 1-4 p.m. MT**



Plein-Air Painting in the Gardens


Draw and paint amongst the flora and fauna at Denver Botanic Gardens' York Street location. From observations, planning sketches, color matching and final paintings or drawings, you will be taken through the process of working from life in the great outdoors. Any water-soluble medium, colored pencils or pastels may be used during this three-day workshop.

This course is an elective in the Botanical Illustration program but is open to everyone. The course fee does not include materials.

Prerequisites: None, drawing experience recommended

Fee: \$190 member | \$225 non-member **Instructor:** Lori Ann Levy-Holm

📍 **ONSITE: Saturday, June 3, 17 & 24 (skips June 10) 1-4 p.m. MT**



Preparing for Success in Pen and Ink

Explore both technical and flexible nib inking and supplies. By viewing the history of inked drawings, you will learn to appreciate the visual value of this medium. This class will cover the technicalities of both pen types, how and when to use them properly, and how to care for, clean and repair them. Most importantly, you will be introduced to daily warm-up and practice exercises, as well as stroke and line work techniques. Use these hands-on practices to establish and polish your inking skills in preparation to confidently create a botanic illustration plate.

This course is an elective in the Botanical Illustration program but is open to everyone. The course fee includes some materials.

Prerequisites: None **Fee:** \$335 member | \$395 non-member **Instructor:** Shiere Melin

📍 **ONSITE: Wednesday, January 11, 18, 25, February 1 & 8,
9 a.m. — noon MT**



Shiere Malin



ELECTIVE COURSES

Orchid Portraits in Watercolor

The Orchid Showcase at Denver Botanic Gardens is a welcome opportunity to surround yourself in color during our coldest months. Orchid plants that spend most of their time behind the scenes are displayed in all their splendor. We'll study the morphology and varieties of this spectacular flowering plant. Enhance your watercolor skills as we dive deeper into the outstanding variety of orchids that have been the subject of horticulture, medicines and folk lore.

This course is an elective in the Botanical Illustration program. Prerequisites must be completed to register. The course fee does not include materials.

Prerequisites: P 1 LOF BOT CMWC COMP WC 1

Fee: \$190 member | \$225 non-member **Instructor:** Shiere Melin

📍 **ONSITE:** Thursday, January 12, 19 & 26, 9 a.m. — noon MT

📍 **ONSITE:** Saturday, February 4, 11 & 18, 9 a.m. — noon MT



Shiere Melin

Working with Watercolor Mishaps

It happens to everyone... sometimes paintings go wrong! In this session with visiting instructor Jarnie Godwin, learn how to save a painting from the scrap heap. Through presentations and demonstrations, Jarnie will share her personal experiences making mistakes, techniques for correcting and concealing errors and how to work with some of the most common blunders made in watercolor painting.

This course is an elective in the Botanical Illustration program but is open to everyone. The course fee does not include materials.

Prerequisites: None **Instructor:** Jarnie Godwin

Fee: \$65 member | \$75 non-member

📍 **ONLINE:** Saturday, June 24, 8:30-11:30 a.m. MT



Jarnie Godwin

Student Scanning

Having your finished artwork scanned professionally can be costly, and the results are not always ideal. The School of Botanical Art & Illustration regularly sets aside time for students to scan any two-dimensional work using our quality scanners. Each half-hour time slot allows students to scan up to six works. Bring your art (11x14" or smaller) and a USB memory stick, and our staff will do the rest.

Prerequisites: Student must have taken at least one course through the School of Botanical Art & Illustration in the last 12 months

Fee: Free with registration

📍 **ONSITE:** (30-minute time slots)

Friday, January 27, 10 a.m. — noon MT

Monday, February 20, 2-4 p.m. MT

Wednesday, March 15, 11 a.m. — 1 p.m. MT

Wednesday, April 5, 5:30-7:30 p.m. MT

Thursday, May 25, 9-11 a.m. MT

Saturday, June 24, noon — 2 p.m. MT





ADVANCED COURSES

These core courses are required for Advanced Completion and Advanced Certificate but are also open to anyone wishing to develop their knowledge and skills handling artistic media.

Pencil II (Botanical Illustration) P 2

A great drawing is the basis of botanical illustration in any medium. Simple and classic, pencil drawing is a timeless art form. Expand on the skills you learned in Pencil I (Botanical Illustration) as you reinforce and refine your knowledge of graphite pencil. Learn additional techniques for shading, texture, perspective, depth and composition. Group instruction and individual attention are tailored to help you complete a botanical plate in this subtle—yet striking—medium.

This is a required course for the Botanical Illustration Advanced level. Prerequisites must be completed to register. The course fee does not include materials.

Prerequisites: P 1 LOF BOT COMP PER

Fee: \$315 member | \$375 non-member



Shiere Melin

Pen and Ink II (Botanical Illustration) P&I 2

Take your pen and ink skills to a new level of sophistication. Explore the limitless world of saturation, texture and complex botany, and incorporate this information into black-and-white illustrations. Working with both technical pen and traditional quill, learn advanced techniques to make strokes mimic the fuzz on ferns, the down on milkweed pods or the mottled colors of a variegated begonia. Learn how to layer and manipulate lines and stipples to develop a full range of value, texture and atmospheric perspective. Pen techniques take on a new meaning as you flesh out the final inked illustration of a plant of your choice.

This is a required course for the Botanical Illustration Advanced level. Prerequisites must be completed to register. The course fee does not include materials.

Prerequisites: P 1 LOF P&I 1 PER BOT COMP

Fee: \$315 member | \$375 non-member



Marjorie Leggitt

📍**ONLINE:** Wednesday, March 22, 29, April 5, 12 & 19, 1-4 p.m. MT **Instructor:** Shiere Melin

📍**ONSITE:** Friday, June 2, 9, 16, 23 & 30, 9 a.m. – noon MT **Instructor:** Charlotte Ricker

📍**ONSITE:** Wednesday, February 15, 22, March 1, 8 & 15, 1-4 p.m. MT **Instructor:** Renee Jorgensen

📍**ONLINE:** Tuesday, June 6, 13, 20, 27 & July 11 (skips July 4), 1-4 p.m. MT **Instructor:** Marjorie Leggitt





ADVANCED COURSES



Charlotte Ricker

Colored Pencil II (Botanical Illustration) CP 2

Take your colored pencil skills to the next level with individual instruction and step-by-step guidance. In this course, you will become proficient in this fun, versatile medium and gradually learn to create a layered drawing by experimenting with different surfaces and solvents for blending and shading. Learn techniques to create texture, detail, atmospheric perspective and depth to enhance your subject. By the time you complete a finished botanical plate, you will have the skills to make your drawings really pop.

This course is part of the Botanical Illustration Advanced level. Prerequisites must be completed to register. The course fee does not include materials.

Prerequisites: P 1 LOF BOT CLCP CP 1 PER

Fee: \$315 member | \$375 non-member

Instructor: Charlotte Ricker

📍**ONLINE:** Thursday, March 23, 30, April 6, 13 & 20, 5-8 p.m. MT

📍**ONSITE:** Friday, June 2, 9, 16, 23 & 30, 1-4 p.m. MT

Sue Carr



Renee Jorgensen

Watercolor II (Botanical Illustration) WC 2

This class brings it all together for watercolor: layering, shading, brush techniques, broad washes and building form. In this course, you will draw from a live specimen to complete a finished botanical plate in this traditional medium. You will discover colors that enhance perspective and depth, and you will gain confidence as you learn to implement final details that 'fix mistakes' in this forgiving, vibrant and versatile medium.

This is a required course for the Botanical Illustration Advanced level. Prerequisites must be completed to register. The course fee does not include materials.

Prerequisites: P 1 LOF BOT CMW COMP PER WC 1

Fee: \$315 member | \$375 non-member

Instructor: Renee Jorgensen

📍**ONLINE:** Wednesday, January 11, 18, 25, February 1 & 8, 5-8 p.m. MT

📍**ONSITE:** Thursday, April 27, May 4, 11, 18 & 25, 9 a.m. – noon MT



STAFF AND INSTRUCTORS

STAFF



Carina Bañuelos-Harrison
Manager

At the University of Colorado, Boulder, Carina (she/her/hers/ella) studied studio art with a focus in photography.

She has worked in bilingual elementary education, as well as for several local Denver nonprofit organizations. Carina's passion for the arts led her to work as a public art administrator and art curator. She continues to practice various art mediums and enjoys being an advocate for artists and community. Carina is thrilled to bring her art expertise and perspective as a Latinx artist to the School of Botanical Art & Illustration.



Hannah Craft
Associate Director of Learning
Engagement & Interpretation

Hannah Craft (she/her/hers) is an artist, educator and museum professional. Hannah earned an MFA from Mason

Gross School of the Arts at Rutgers University with an emphasis on dimensional studies. For the past 15 years, she has worked in numerous arts organizations and educational settings, both large and small, to advocate for equitable access to creativity. Outside the office and studio, Hannah may be spied gardening, rafting, hiking or baking.



Cher Crichlow
Teaching Production Assistant

With experience in technology, business and education, Cher (she/her/hers/ella) embraces everyday opportunities for learning, experimentation and growth. She is enthusiastic about immersive education for all ages and is committed to providing a productive learning and teaching environment that encourages discovery, creativity, fun and connection with students. Cher is excited to pair her love for plants and people at the Gardens.



Dr. Kati Fay, Program Coordinator

Coming from the world of higher education, museums, archaeology and history, Kati (she/her/hers) has an interdisciplinary education and professional background. She has taught for multiple colleges and universities, worked for several museums and spent time doing historical preservation work for the federal government. Kati happily brings her experience working with students, instructors and community stakeholders to the School of Botanical Art & Illustration.



Liz Edwards
Teaching Production Coordinator

Since graduating from the University of Denver with a degree in cognitive neuroscience and subsequently pursuing several years of art training, Liz (they/them/she/hers) has worked as a freelance artist and scientific illustrator who specializes in charcoal, graphite and colored pencil works. Liz's drive centers around utilizing art and communication to make the scientific world an accessible and inclusive space for all people. Liz is excited to bring these passions into the School of Botanical Art & Illustration.

CURRENT INSTRUCTORS



Alex Boersma

Alex Boersma is a Canadian scientific illustrator living in Chicago. She received a BA in geology and studio art from Vassar College in 2015 and a master's in science illustration from California State University,

Monterey Bay in 2017. As an illustrator, Alex collaborates with museums, scientists and conservationists, creating visuals to engage the public in scientific ideas. Her clients include the Smithsonian National Museum of Natural History, Stanford University, Woods Hole Oceanographic Institute and Macmillan.



Michael Campbell

After a 30-year career as a graphic designer, art director and creative director—including a 25-year career at the University of Colorado—Michael Campbell has embarked on a second career as a botanical and nature artist. In 2010, he was awarded a certificate in Botanical Art from the Denver Botanic Gardens School of Botanical Art & Illustration. In November 2018, he completed studies in their Advanced Diploma Program, becoming one of few students to receive the degree. For the past two decades, he has been an adjunct instructor at the University of Colorado Boulder, Regis University, and recently as a drawing instructor in the Art Department at Front Range Community College. His work has been exhibited both here in the United States and in Ireland.

STAFF AND INSTRUCTORS



Scott Dressel-Martin

Scott Dressel-Martin is a principal at Dressel-Martin MediaWorks, Inc. Scott has photographed around the world, including the Middle East, Mongolia, South Africa, Mexico, Spain, Singapore and all

across the United States. He began his career in newspaper photojournalism and has been published internationally. He is the official photographer of Denver Botanic Gardens. Scott also works with a select group of important institutions, helping them express their brand in a compelling visual style, promote their mission and tell relevant, moving stories. Many of Scott's clients are in the nonprofit world such as Denver Botanic Gardens, Children's Hospital Colorado, Colorado Housing and Finance Authority, Denver Health and VISIT Denver. Scott is a passionate teacher and speaker on photography and creativity. He has a master's degree from the S.I. Newhouse School of Public Communications at Syracuse University, New York.



Lisa Eldred

Eldred has worked in the arts and museum field for 28 years and holds a bachelor's degree in arts administration and a master's degree in art history, focused on design history. For the last 16 years she has

worked at Denver Botanic Gardens as director of exhibitions, art & learning engagement and head curator of art. She relishes how good design can enliven and support daily life.



Nick Elias

As senior graphic designer and illustrator for Denver Botanic Gardens and a graduate of the School of Botanical Art & Illustration, Nick (he/him/his) weaves art with science to connect people, plants and animals. With

experience as diverse as botanical illustration, caricaturing and pet portraiture, Nick thrives on mastering new skills and cultivating the creative pursuits of others. When he's not at home with his partner and their much-loved clowder of cats, you'll find him in the Gardens crafting interpretive graphics, plein air painting or tending to summer tomatoes.



Victoria Eubanks

Victoria Eubanks brings 30 years of graphic sensibility and design experience to her art studio. Her art contains intended imperfections—lopsided rounds, rough sgraffito lines, uneven repetition, organic

shapes, textures and the occasional recognizable item. Victoria's recognitions include Best of SAM by Art Students League of Denver (ASLD), Best in Fine Art award from the Castle Rock Chamber, Featured Artist for the Fine Art Market at the Arvada Center and inclusion in the Best of Colorado Show. Victoria has twice curated the biannual WAX Stories juried exhibition in Denver and remains a long-time member of the MIX Co-op in the Arts District on Santa Fe. Victoria's artwork has been included in over seventy exhibitions and hangs in numerous private and corporate collections. Her work can be seen in Colorado at Niza Knoll Gallery, Westward Gallery and Framed Image Gallery.



Megan Farlow

Megan Farlow is the assistant manager of exhibitions and art collections at Denver Botanic Gardens. She graduated from the University of Iowa with a bachelor's degree in art history and studio art and received a master's degree in art history

and museum studies from the University of Denver in 2019. Megan was recently trained as a professional picture framer in New York City and is excited to share these skills.



Clair Gaston

A lifelong painter, naturalist and native Texan, Clair Gaston has been painting, drawing and teaching for 20 years in central Texas. She holds a BFA and an MFA in painting and drawing. Her interests focus on natural subject matter, oil painting and botanical

illustration. Influences on her work include Dutch still life paintings, traditional and contemporary botanical artists, plants and gardening and daily life. Gaston's work has been featured and exhibited all around the state of Texas and the East Coast. She works in her studio and garden in Round Rock.



Jarnie Godwin

Jarnie is an award-winning, self-taught botanical artist, a graphic designer and a highly respected teacher with formal training in architecture. Painting realistic, detailed and vibrant botanical watercolors, her work reflects a passion for structure, character

and mood. Jarnie's works combine precision and realism, and she currently focuses on larger-than-life size botanical paintings that capture beautiful, vivid, detailed and intentionally imperfect flowers. Jarnie has been awarded an RHS Silver-Gilt medal for her series of echinacea watercolors. Her work is also found in both private and public collections, including the prestigious Hunt Institute of Botanical Documentation in Pittsburgh.



Amber Hage-Ali

Amber Hage-Ali is the owner and curator of The Terrorium Shop, a natural history store in Denver, Colorado. Gardener by trade, Amber brings a unique twist to traditional gardening by combining natural curiosities.



Erin Hunter

Erin E. Hunter is an artist and science illustrator who splits her time between creating pollination-themed paintings and technical illustrations for an academic journal (Annual Reviews). Erin's fine art

paintings highlight the impact that individual species have on the wider ecosystem, bringing attention to the significance of tiny honeybees, dazzling hummingbirds, delicate thistles, native plants and other ecological treasures.

STAFF AND INSTRUCTORS



Dr. Melissa Islam

Melissa Islam is a botanist with a rich and passionate knowledge of plants and a desire to inspire others. Melissa earned a bachelor's and master's degree in botany from Colorado State University and a

doctorate in ecology & evolutionary biology from the University of Colorado. Her education, research and professional experience focus on plant evolution, taxonomy, floristics and natural history collections. She is the former associate director of biodiversity research & head curator of the natural history collections at Denver Botanic Gardens. Melissa currently works with Colorado State University, University of Washington Herbarium and Flora of North America Association.



Renee Jorgensen

As a graduate of the School of Botanical Art & Illustration, Renee has been teaching for Denver Botanic Gardens for the past 17 years. She brings to the school a broad spectrum of artistic skills accumulated from

work as a technical draftsman for the sciences and as a commercial and graphic designer in typography and illustration, including the art of calligraphy and hand lettering. Renee teaches and works in a variety of mixed media and in multiple fields including medieval illumination and the natural sciences.



Marjorie Leggett

Marjorie Leggett is an award-winning science illustrator based in Boulder, Colorado. She specializes in illustration for professional botanical journals, reference publications and museum exhibits, while also creating art

for commercial clients. Marjorie began her career dissecting and illustrating Australian land snails at Chicago's Field Museum of Natural History, but she quickly returned to her passion: drawing plants. While illustrating the first of several botanical field guides, she was contracted by the Denver Museum of Nature and Science to develop visual reconstructions of ancient plant life for the Prehistoric Journey permanent exhibit. Today, Marjorie is a lead artist for the "Flora of North America." Marjorie has taught botanical illustration courses through the School of Botanical Art & Illustration and other institutions since 1990.



Lori Ann Levy-Holm

Lori Ann has a bachelor's degree in art education from Temple University and an MFA in Illustration from the University of Hartford and enjoys teaching art to a wide range of students. She has also illustrated

children's books, been a juried member of the League of NH Craftsmen and baked almost as many cookies as Mrs. Fields! As a recent transplant, Lori Ann is enjoying the opportunity to immerse herself in the treasures that Denver Botanic Gardens has to offer. She is always excited to share her passion of art with all their visitors.



Shiere Melin

Shiere Melin has worked as a graphic designer and scientific illustrator in corporate, agency and academic environments. Her combined interest in science and art lead to a BS in art with

a secondary focus in zoology and specializing in handmade letterpress books and handmade paper. She also holds an MFA in medical and biologic illustration and a foundational certificate in botanical art and illustration. These have led her to gratifying work as an instructor and contemporary botanic illustrator, as well as doing business as BluBlaze Creative.



Sarah Pedry

Sarah Pedry is an artist and illustrator who is deeply inspired by nature. She has published a picture book ("How Birds Sleep," 2023, mineditionUS) and illustrated signage for the High Line Garden in New York City. She

earned her BFA in painting from the Kansas City Arts Institute and her MFA in interdisciplinary art from the Maine College of Art. Her goal as an instructor is to help students express their relationship with nature through joyful and creative art practice. Her classes explore a variety of media and techniques with an emphasis on finding your own unique artistic voice.



Laurence Pierson-Bonenberger

From Chile to the Philippines, Laurence Pierson-Bonenberger's global travels exposed her to all kinds of cultures and forms of art making. She had been painting Byzantine icons for 20 years using egg tempera technique, but when she discovered the

botanical illustration program at Denver Botanic Gardens, she completed the certificate program and has now been an instructor in the program for nearly a decade. Laurence is also an art therapist. She moved back to her home country of France in June 2021 and continues offering online classes with the School of Botanical Art & Illustration.



Annie Reiser

Since retiring in 2019 from the National Oceanic and Atmospheric Administration where she used her art and language skills as an outreach specialist/writer, Annie Reiser devotes creative time to illustrating nature and teaching Zentangle®. Also a

potter, spinner, knitter, weaver and painter, Annie has a BA in art and German and an MA in Germanic languages and literature. She is a graduate of Denver Botanic Gardens School of Botanical Art and Illustration and a certified Zentangle® teacher (CZT). Owner and artist of Botangle.net, Annie has her own YouTube channel, Botangle®. Her artwork has been published in books and displayed in juried shows, including the 2017 Group Gold Medal Award-winning exhibition "Rocky Mountains: Plants and Fungi with Altitude."

STAFF AND INSTRUCTORS



Charlotte Ricker

Charlotte has a deep love and appreciation for the wonders of nature and enjoys narrating its miraculous stories through illustration and the written word. Her

botanical work has been featured in exhibitions both nationally and internationally, including at the American Society of Botanical Artists, the Royal Horticultural Society and Society of Botanical Artists in the UK. She was selected to participate in the artist-in-residence program at Oak Spring Garden Foundation in 2021. Charlotte has created illustrations, graphics and interpretive signage for various zoos, aquariums, botanical gardens and natural history museums. She has also had the honor of teaching botanical illustration classes for Denver Botanic Gardens and Filoli Gardens, as well as serving as a college professor at Savannah College of Art and Design and Rocky Mountain College of Art and Design. When not working in her studio or engaging with students in the classroom, Charlotte can be found exploring nature and conducting research for her art.



Eileen Roscina

Eileen Roscina is an artist, experimental filmmaker and naturalist from Denver, Colorado. She earned a BFA from Emerson College in Boston, MA and is an MFA candidate at the University of Colorado, Boulder. Eileen is also trained at the School

of Botanical Art & Illustration in Denver. Through biomimicry and the study of biophilia, her work examines humans' spiritual and social (dis)connection from nature, seeking to raise questions about realizing a radically different metaphoric mapping of time, space and our place in the world. She has exhibited film internationally, including visual art at the Denver Art Museum, Museo de Las Americas (Denver), Vicki Myhren Gallery at University of Denver (Denver), Dairy Art Center (Boulder), University of Colorado (Boulder), Salina Art Center (Kansas). Eileen was the 2019 resident artist for the National Western Stock Show and a 2018-2020 resident at RedLine Contemporary Art Center, Denver. She is represented by Walker Fine Art Gallery in Denver, Colorado.



Maki Teshima

Maki Teshima is a botanical dye fiber artist and owner of Tomorrow Is Always New studio. Born and raised in Japan, she moved to the U.S. to pursue her dream of becoming an artist. Maki studied botanical drawing, painting and printmaking at Corcoran

College of Art in Washington, D.C., and she learned natural dyeing techniques at the Fashion Institute of Technology, the Textile Art Center and private studios in Kyoto, Japan. In early 2021, she relocated to Denver, Colorado, after living in New York City for 15 years working as a textile surface designer for various fashion companies. She has actively organized natural dyeing workshops at various unique places such as offices, hair salons, flower shops and composting sites.



Sean Trujillo

Sean is an artist and educator from Denver, Colorado. He specializes in the traditional Spanish colonial artwork of *Santos*, using natural elements like plants, flowers,

sediments and insects from the Rocky Mountains, southern Colorado, and northern New Mexico regions to create pigments and paints. Working through this centuries-old tradition, Sean takes pride in the Indigenous and colonial artistic process.



Mitra Verma

Mitra Verma is an art educator, artist and a craft designer, and she earned both her bachelor's and master's degrees in fine arts from a distinguished handicraft design institute in India. Mitra creates because

she loves and wants to feel colors, forms and nature through her creations. Designed in various mediums and in distinctive colors, her paintings celebrate Indian culture and traditions and reflect religious and mystical motifs and patterns. She is a self-motivated, conscientious passionate artist, and for the past 12 years she has held classes and workshops in painting and crafts. Mitra is eager to share her love of art with students who are ready to venture into new areas.



Melanie Yazzie

Melanie Yazzie is professor of art practices and head of printmaking at the University of Colorado in Boulder, Colorado. She has exhibited nationally and internationally since the early 1990s. Melanie often participates

in collaborative art projects with indigenous artists from many different nations, and she has taught at the Institute of American Indian Arts, the College of Santa Fe, University of Arizona and now at the University of Colorado, Boulder.



Anne Marie Nishi

REGISTRATION AND GENERAL INFORMATION

Registration for the first session of 2023 opens online at 10 a.m. MT on Friday December 9, 2022.

The course schedule is subject to change. Additional offerings and additional sections of courses with full waitlists may be added.

These policies apply to all registrations in the School of Botanical Art and Illustration program.

Before You Register

Please ensure you have completed the prerequisites necessary for courses. Prerequisites are listed in the course description and prerequisite chart. If you have questions, check our [FAQ page](#) or reach out to SBAI@botanicgardens.org.

Consider supporting the Gardens and [becoming a member](#) to receive a 20% discount on courses. If you are already a member, please check that your email and mailing address are current before registering.

To Register

[Register for classes online](#) anytime or call our Resource Center during business hours at 720-865-3500.

Once You Register

A syllabus including a supply list and location (or Zoom link for online offerings) will be automatically sent upon registration attached as a pdf to your confirmation email. Please review this document carefully and contact SBAI@botanicgardens.org if you have questions about the course.

If you need to make changes to your registration, please reach out to the Denver Botanic Gardens Resource Center by emailing info@botanicgardens.org or calling 720-865-3500 during business hours.

You will receive an email reminder to the address provided at registration before the first class.

After the Course Has Begun

Instructors are not authorized to grant or promise refunds or exceptions to course or program policies.

Requirements for Individual Courses

Attendance is required at the first class of all courses. If absent during the first class, attendance at subsequent classes will not be allowed, except on a case-by-case basis.

Recording

We encourage students to attend classes live whether online or onsite. Unfortunately, online studio classes will no longer be recorded due to privacy issues. Thank you in advance for understanding.

Weather

Classes cancelled due to inclement weather or other emergencies will be rescheduled. For closings due to weather, call 720-865-3620 to hear a recorded message on the status of programs.

Refunds, Withdrawals and Cancellations

- If a class does not have a sufficient number of registrants, it will be canceled at least seven days prior to the start date. If a class is canceled due to low enrollment, students who had registered will be notified by SBAI staff and are asked to contact the Resource Center during business hours at 720-865-3500 to receive a full refund.
- Cancellations more than one week prior to class start are subject to a 15% cancellation fee.
- Cancellations by students with less than one week's notice are non-refundable.
- Registrations are not refunded for inclement weather such as snow, wind, rain, mud, cold or extreme temperatures. In some instances, classes could shift to an online meeting.
- In the event of inclement weather, please call the Weather Advisory Line at 720-865-3620 for information on program cancellations.
- If Denver Botanic Gardens cancels a course or program, a full refund or credit will be offered. Registrants will receive communication via email with instructions. Refunds must be processed within two weeks of cancellation notice.

Accessibility

Denver Botanic Gardens' School of Botanical Art & Illustration aims to be accessible to individuals with disabilities. Please reach out to inquire about specific accommodations by emailing SBAI@botanicgardens.org.

Give the Gift of Creativity

Looking for the perfect gift for someone special? Our Resource Center can help you share the gift of learning! Call 720-865-3500 during business hours to learn more.

DENVER BOTANIC
GARDENS

1007 York Street, Denver, Colorado 80206
botanicgardens.org



REGISTRATION IS EASY

