SCHOOL OF

BOTANICAL ART & ILLUSTRATION

AT DENVER BOTANIC GARDENS

WINTER QUARTER COURSE PREVIEW

DENVER BOTANIC GARDENS

WINTER QUARTER COURSE PREVIEW
January, February & March 2022

This course preview is intended to provide a sample of our offerings January – March 2022 and is subject to change. Visit our website for **full course information**.

Registration for these courses opens 10 a.m. MT, December 1, 2021.

We will continue to add new classes and will add additional sessions of classes with full wait lists.

A NOTE ABOUT OUR PROGRAMS

Botanical Illustration Programming

Denver Botanic Gardens School of Botanical Art & Illustration's curriculum consists of a comprehensive series of classes in botanical illustration providing the drawing and illustration skills required to render accurate and useful depictions of the plant world with a focus on detail. This program is for the dedicated illustrator as well as the devoted amateur. You do not need previous art experience; this program will teach you all you need to know to become a botanic illustrator. It culminates in a foundational certificate or advanced diploma in botanical illustration for some students and offers an ongoing program of botanical illustration classes for others.

Visit our website for more information about our **Botanical Art & Illustration program**

Art Exploration Programming

In addition to botanical illustration classes, fine art offerings provide opportunities to explore other media and techniques to harness the inspiration of the natural world. Consider a class in creative journaling, collage or printmaking to discover new modes of expression. These classes are open to all, regardless of previous art experience.

Visit our website for more information about our **Art Exploration program**

Science & Art Lectures

Lectures include Café Botanique and other selected lectures. These lectures cover a wide range of topics that approach the intersection of art and science. Lectures are generally 30-40 minutes and are followed by a question-and-answer session and discussion. Selected lectures at Denver Botanic Gardens qualify for elective credits for the Botanical Illustration Program. Attendance at one lecture gives one elective credit hour; students can receive a maximum of 15 credit hours from these lectures. Pre-registration is required for credit toward your botanical illustration certificate or diploma.

Visit our website for more information about **Science & Art Lectures**

Before You Register

Please ensure you have completed the prerequisites necessary for courses. Prerequisites are listed in the full course description, or **core botanical illustration courses** can be found online. You will not be allowed to participate in your course if prerequisite requirements are not met. Normal refund policies apply. If you have more questions, check our **FAQ** page or email **SBAI@botanicgardens.org**.

Once You Register

A PDF syllabus with any additional materials information, location or a Zoom link for online offerings, will be emailed to you upon registration. Please review this document carefully and contact **SBAI@botanicgardens.org** if you have any questions. If you need to make changes to your registration, please contact Denver Botanic Gardens Resource Center by emailing **info@botanicgardens.org** or calling 720-865-3500.

Refund Policy

Refunds for cancellations more than one week prior to class start are subject to a 15 percent cancellation fee. Cancellations made with less than one week's notice are nonrefundable. Some classes may have extended cancellation periods. These exceptions will be noted in the full course description online.

Please note this preview is NOT comprehensive. Dates and times are subject to change. Courses may be added or cancelled. Stay up to date and in touch by following our **Facebook** page and signing up for our **e-Newsletter**.

WINTER QUARTER COURSE PREVIEW
January 1 – March 31, 2022

Please note, these calendars show the start date only. Full course descriptions and dates (listed alphabetically by title) begin on page **6**. All classes are shown in Mountain Time. Find your local time with this **time zone converter.**

Large cover artwork: Sue Carr, (Watercolor Pencil)
Cover artwork left to right: Laurence Pierson-Bonenberger, (Watercolor), Mary Francis (Colored Pencil), Chris Ruch, (Watercolor)

January 2022

Sun	Mon	Tue	Wed	Thu	Fri	Sat
						1
2	3	4	5	6	7	8
9	10	11	12	13	14	15
16	17	18	19	20	21	22
23 30	24 31	25	26	27	28	29

- Jan. 10 **Botanical Illustration in Pen & Ink I** (9 a.m. – noon)
- Jan. 10 **Towering Trees: Ponderosa in Colored Pencil** (9 a.m. – noon)
- Jan. 10 **Botanical Illustration in Colored Pencil I** (1-4 p.m.)
- Jan. 10 **Perfecting Perspective** (1-4 p.m.)
- Jan. 10 ***NEW* Artist's Skills: Online Promotion** (6-8 p.m.)
- Jan. 11 **Introduction to Botanical Illustration** (9 a.m. – noon)
- Jan. 11 **Color Mixing in Watercolor** (1-4 p.m.)
- Jan. 11 ***NEW* Using Photos Wisely** (1-4 p.m.)
- Jan. 11 **Botanical Illustration in Pen & Ink II** (6-9 p.m.)
- Jan. 12 **Light on Form** (9 a.m. – noon)
- Jan. 12 **Botanical Illustration in Watercolor I** (1-4 p.m.)
- Jan. 12 **Color Layering for Colored Pencil** (1-4 p.m.)
- Jan. 12 **Café Botanique** (6:30 p.m.)
- Jan. 13 **Botanical Illustration in Pencil I** (9 a.m. – noon)
- Jan. 13 **Composition for Botanical Illustration** (1-4 p.m.)
- Jan. 13 **Botanical Illustration in Colored Pencil I** (1-4 p.m.)
- Jan.13 **Photographing Your Artwork with Scott Dressel-Martin** (9-11 a.m.)
- Jan. 14 ***NEW* Introduction to Scratchboard** (9 a.m. – noon)
- Jan. 14 ***NEW* Gouache on Black** (1-4 p.m.)
- Jan. 15 ***GUEST INSTRUCTOR* Native Plants in Cut Paper with Molly McIntyre** (9-11 a.m.)
- Jan. 15 ***NEW* Bookbinding of the Month: Belgian Binding** (9 a.m. – 3:30 p.m.)
- Jan. 17 **Student Scanning** (9-11 a.m., 30-minute time slots)
- Jan. 18 ***GUEST INSTRUCTOR* Fundamentals of Botanical Watercolor: A Variety of Approaches with Rogério Lupo** (9 a.m. – noon)
- Jan. 18 **Botanical Illustration in Egg Tempera** (8-11 a.m).
- Jan. 20 **Botany for the Botanical Illustrator** (6-8:30 p.m.)
- Jan. 24 ***NEW* The Artist's Journal: Winter's Hidden Treasures** (1-3 p.m.)

Unless noted, all classes are online (Mountain Time Zone).

February 2022

Sun	Mon	Tue	Wed	Thu	Fri	Sat
		1	2 ▲	3	4	5
6 ★	7 ▲	8 ★	9 ▲	10	11	12 ★ ●
13	14	15 ■	16 ● ●	17 ■	18 ● ■	19
20	21 ★ ▲ ■	22 ■ ☆ ▲	23	24	25	26
27	28 ●					

▲ Feb. 2 ***GUEST INSTRUCTOR* Hand-printing Botanical Woodcuts with Theresa Haberkorn** (9 a.m. – noon)

★ Feb. 6 **Café Botanique** (6:30 p.m.)

▲ Feb. 7 **Artist's Skills: Photoshop Basics for Scanned Art** (6-9 p.m.)

★ Feb. 8 ***NEW* Open Draw: Tropical Conservatory** (9-11 a.m.)

▲ Feb. 9 **Botany for the Botanical Illustrator** (1-3:30 p.m.)

★ Feb. 12 **Student Scanning** (9-11 a.m., 30-minute time slots)

● Feb. 12 ***NEW* Bookbinding of the Month: Winged Binding** (9 a.m. – noon)

■ Feb. 15 **Introduction to Watercolor Pencil** (6-9 p.m.)

● Feb. 16 **Botanical Illustration in Pen & Ink I** (9 a.m. – noon)

● Feb. 16 **Botanical Illustration in Pencil II** (1-4 p.m.)

■ Feb. 17 ***GUEST INSTRUCTOR* Botanical Textures in Pen & Ink with Alex Boersma** (1-4 p.m.)

● Feb. 18 **Composition for Botanical Illustration** (9 a.m. – 2:30 p.m.)

■ Feb. 18 **The Botanist Is In (11 a.m. – noon)**

★ Feb. 21 ***NEW* Focus on Flowers** (9 a.m. – noon)

▲ Feb. 21 ***NEW* Bird on a Branch** (1-4 p.m.)

■ Feb. 21 **Botanical Illustration in Pen & Ink** I (1-4 p.m.)

■ Feb. 22 **Botanical Illustration in Watercolor II** (1-4 p.m.)

☆ Feb. 22 ***NEW* Drawing on Tradition: Botanical Art in the Style of Ernst Haeckle** (1-4 p.m.)

▲ Feb. 22 **Composition for Botanical Illustration** (6-9 p.m.)

● Feb. 28 ***NEW* Introduction to Landscape in Gouache** (1-4 p.m.)

Unless noted, all classes are online (Mountain Time Zone).

March 2022

Sun	Mon	Tue	Wed	Thu	Fri	Sat
		1 ● ■	2 ★ ★ ●	3 ■ ○ ★ ●	4	5
6	7 ■	8 ★	9 ★	10	11 ● ▲	12 ★
13	14	15 ●	16	17	18 ★	19
20	21 ○ ▲	22	23 ★ ●	24	25	26
27	28	29	30 ▲	31		

● March 1 ***GUEST INSTRUCTOR* Botanical Illustration in Acrylics with Rogério Lupo** (9 a.m. – noon)

■ March 1 **Botanical Illustration in Pen & Ink II** (9 a.m. – noon)

★ March 2 **Student Scanning** (9-11 a.m., 30-minute time slots)

★ March 2 **Botanical Illustration in Pencil I** (9 a.m. – noon)

● March 2 **Light on Form** (1-4 p.m.)

■ March 3 **Botanical Illustration in Watercolor I** (9 a.m. – noon)

○ March 3 **Color Theory Fundamentals** (9 a.m. – noon)

★ March 3 ***NEW* Working on Toned Papers** (1-4 p.m.)

● March 3 **Printmaking: From Concept to Creation** (1-4 p.m.)

■ March 7 ***NEW* Flower Portraits: Fascinating Perspective** (9 a.m. – noon)

★ March 8 **Art as Therapy** (8-11 a.m.)

★ March 9 **Café Botanique** (6:30 p.m.)

● March 11 **Botanical Illustration in Pencil I** (9 a.m. – noon)

▲ March 11 ***NEW* Tropical Trio** (1-4 p.m.)

★ March 12 ***NEW* Bookbinding of the Month: Flower Fold** (9 a.m. – noon)

● March 15 **The Botanist Is In** (7-8 p.m.)

★ March 18 **Perfecting Perspective** (9 a.m. – 2:30 p.m.)

○ March 21 ***NEW* Field of Flowers: Advanced Colored Pencil on Mylar** (9 a.m. – noon)

▲ March 21 ***NEW* Birds in Your Own Backyard: Advanced Colored Pencil on Mylar** (1-4 p.m.)

★ March 23 **Introduction to Watercolor Pencil** (1-4 p.m.)

● March 23 ***NEW* Label Conventions and the Artist's Mark** (6-9 p.m.)

▲ March 30 ***NEW* Botany Spotlight: Gorgeous Graminoids** (6-9 p.m.)

Unless noted, all classes are online (Mountain Time Zone).

WINTER QUARTER
January 1 – March 31, 2022
Course Descriptions

Art as Therapy

When it comes to making art, we all have doubts and resistance. We all have an inner critic who judges who we are, what we do and how we do it. In this series, you are guided through different art therapy exercises, exploring different mediums, to discover or rediscover your inner compass, reconnect to your truth and explore your own personal art language.

The course fee does not include materials. This course is part of our Art Exploration Program and is open to anyone.

Prerequisites: none
Fee: $265 member | $315 non-member
Online: March 8, 15, 22, 29, April 5
8-11 a.m. MT
Instructor: Laurence Pierson-Bonenberger

Sarah Pedry

NEW The Artist's Journal: Winter's Hidden Treasures

There is so much to see outside in winter. Bundle up and get ready to explore nature in all conditions. We will discover what plants are still at work in our neighborhoods, find some furry mammals to draw, try to capture the cold with our palette and practice illuminating text.

The course fee does not include materials. This course is part of our Art Exploration Program and is open to anyone.

Prerequisites: none
Fee: $215 member | $255 non-member
Online: January 24, 31, February 7, 14
1-3 p.m. MT
Instructor: Sarah Pedry

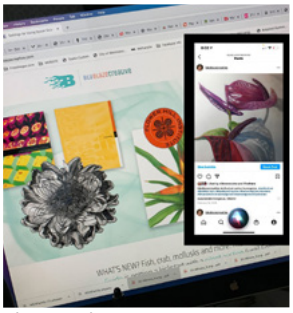
Shiere Melin

NEW Artist's Skills: Online Promotion

If you want your art to get noticed, understanding the pros and cons of websites and social media is where it's at. We discuss website portfolio development, design and host sites, expenses, including necessary sizing, and file formats for the best representation of your work. We also cover the benefits and risks of copyrighting your work and how to ensure that your work is protected when you are represented in the global workspace. Lastly, we look at all the hottest social media sites and their image size requirements.

The course fee does not include materials. This course is part of our Art Exploration Program and is open to anyone.

Prerequisites: none
Fee: $35 member | $42 non-member
Online: January 10, 6-8 p.m. MT
Instructor: Shiere Melin

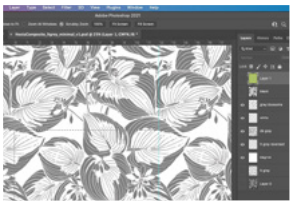
Shiere Melin

Artist's Skills: Photoshop Basics for Scanned Art

You've scanned your artwork at 300 DPI, but a scan is never perfect. We walk through all the steps of finessing your scan to match your artwork using basic retouching skills and tools in Photoshop. Learn how to clean dust, specks and fibers that may have been captured in the scan, adjust the lighting and match the color as closely as possible to the original. Also, learn how to save the file into different formats for print, juried exhibition entry and web use.

The course fee does not include materials. This workshop is both an elective in the Botanical Illustration Foundational Certificate and Diploma Programs and part of our Art Exploration Program. It is open to everyone.

Prerequisites: none
Fee: $50 member | $63 non-member
Online: February 7, 6-9 p.m. MT
Instructor: Shiere Melin

Heidi Snyder

NEW Bird on a Branch

Get acquainted with working in colored pencil on drafting film as you create an 8″ x 8″ scientifically accurate illustration of a local bird species. As your instructor guides you step by step through creating your illustration, you will gain in-depth knowledge of a feathery friend, enhance your observational skills and learn new colored pencil techniques.

The course fee does not include materials. This course is an elective in the Botanical Illustration Foundational Certificate Program. You must have completed the prerequisites to participate.

Prerequisites: Botanical Illustration in Pencil I, Color Layering for Colored Pencil, Botanical Illustration in Colored Pencil I
Fee: $160 member | $190 non-member
Online: February 21, 28, March 7 1-4 p.m. MT
Instructor: Heidi Snyder

Heidi Snyder

NEW Birds in Your Own Backyard: Advanced Colored Pencil on Mylars

It's amazing how many feathered friends are near: a wren, a robin, a red-tailed hawk and many more. In this class create a scientifically correct rendering of a backyard bird in its "natural" habitat, be that a birdhouse, fence, feeder or your garden. Deepen your knowledge of colored pencils and drafting film, learning more advanced techniques and design concepts while strengthening your observation and analytical skills.

The course fee does not include materials. This course is an elective in the Botanical Illustration Foundational Certificate and Diploma Programs. You must have completed the prerequisites to participate.

Prerequisites: Botanical Illustration in Pencil I, Color Layering for Colored Pencil, Botanical Illustration in Colored Pencil I and at least nine hours of previous instruction on drafting film
Fee: $265 member | $315 non-member
Onsite: March 21, 28, April 4, 11, 18, 1-4 p.m. MT
Instructor: Heidi Snyder

Shiere Melin

NEW Bookbinding of the Month: Belgian Binding

Make a sturdy lay-flat, hardcover book that is perfect for a sketchbook, journal, notebook or memory archive. This bookbinding style accommodates numerous signatures (pages) and has external stitching that surrounds a floating spine. We make the hard covers, sewing the signatures and then sewing the spine and covers to the signatures.

The book you make will be an artistic expression you can enjoy as a journal, sketchbook or artistic creation. Make one or more dummy books, usually the size and number of pages of the finished book, to explore your vision for the final product.

The course fee does not include materials. This course is part of our Art Exploration Program and is open to everyone. No previous experience in bookbinding necessary.

Prerequisites: none
Fee: $90 member | $105 non-member
Online: January 15, 9 a.m. – 3:30 p.m. MT
Instructor: Shiere Melin

Shiere Melin

NEW Bookbinding of the Month: Flower Fold

Flower fold bookbinding creates a sturdy sculptural book you can decorate with illustrated flowers. This bookbinding technique consists of a few simple folds on numerous pages. You then glue the outer "petals" together, add a hard case cover and secure it with a string tie.

The book you make will be an artistic expression you can enjoy as a journal, sketchbook or artistic creation. Make one or more dummy books, usually the size and number of pages of the finished book, to explore your vision for the final product.

The course fee does not include materials. This course is part of our Art Exploration Program and is open to everyone. No previous experience in bookbinding necessary.

Prerequisites: none
Fee: $50 member | $55 non-member
Online: March 12, 9 a.m. – noon MT
Instructor: Shiere Melin

Shiere Melin

NEW Bookbinding of the Month: Winged Binding

The sweet little accordion-fold package you will create consists of two books the size of a checkbook, one cover soft and one a wrapped hard case. Inside, wing folds can be glued or stitched, and triangular pockets stash little goodies.

The book you make will be an artistic expression you can enjoy as a journal, sketchbook or artistic creation. Make one or more dummy books, usually the size and number of pages of the finished book, to explore your vision for the final product.

The course fee does not include materials. This course is part of our Art Exploration Program and is open to everyone. No previous experience in bookbinding necessary.

Prerequisites: none
Fee: $50 member | $55 non-member
Online: February 12, 9 a.m. – noon MT
Instructor: Shiere Melin

Rogério Lupo, Graphite

Rogério Lupo

GUEST INSTRUCTOR Botanical Illustration in Acrylics with Rogério Lupo

Learn how to deal with the unique challenges of acrylic painting and render botanical illustrations with accuracy. Your instructor demonstrates different methods of building color and shape with either transparent, diluted layers or thick, concentrated portions of paint. Learn how to prevent colors from drying on the palette, preserve your brushes and even make dramatic corrections in dried paint without having to overlay excessive pigment. This is an intensive class, so please be prepared to practice skills you learn in class outside of class.

The course fee does not include materials. This course is an elective in the Botanical Illustration Foundational Certificate and Diploma Programs. You must have completed the prerequisites to participate.

Prerequisites: Color Mixing in Watercolor, Botanical Illustration in Watercolor I
Fee: $350 member | $385 non-member
Online: March 1, 3, 8, 10, 15, 17 9 a.m. – noon MT
Instructor: Rogério Lupo

Rogério Lupo is a Brazilian biologist who unified his studies of science and classical drawing to bring art to biological research and science to the artistic quest. For almost 30 years he has produced biological illustrations and teaching the techniques he has learned and developed. His work has won several prizes in the prestigious Margaret Flockton Award in Sydney, Australia. In 2019 he toured the U.S. to teach graphite and pen nib workshops, including a stop at Denver Botanic Gardens.

Diana Karowe

Botanical Illustration in Colored Pencil I

Colored pencils are a versatile, portable medium perfect for sketching on location as well as producing in the studio. You have learned to layer colored pencil; now learn techniques to draw effectively in this medium. Apply your drawing skills and learn new methods specific to colored pencil. Learn more about layering, building and burnishing in color. Learn through instruction, demonstration and practice on small studies of

botanical subjects. You will be ready to produce a finished plate in Botanical Illustration in Colored Pencil II.

The course fee does not include materials. This course is part of the Botanical Illustration Foundational Certificate Program. You must have completed the prerequisites to participate.

Prerequisites: Light on From, Color Layering for Colored Pencil
Fee: $265 member | $315 non-member
Online: January 10, 17, 31, February 7, 14
1-4 p.m. MT
Instructor: Heidi Snyder
Onsite: January 13, 20, 27, February 3, 10
1-4 p.m. MT
Instructor: Phillip Potter

Laurence Pierson-Bonenberger

NEW Botanical Illustration in Egg Tempera

Dating to ancient Egypt and most famously popular during the Renaissance, egg tempera painting is becoming increasingly popular with artists today. It has unsurpassed luminosity and dozens of glazes and scumbles can be applied in a day since it dries quickly. The medium also allows for meticulous, fine, linear detailing making it an ideal paint for botanical illustration. Review all aspects of the medium: egg tempera's rich history, the characteristics of powdered pigments, how to mix fresh egg tempera paint from scratch, different ways to apply the paint and how to finish an egg tempera botanical painting.

The course fee does not include materials. This course is an elective in the Botanical Illustration Foundational Certificate and Diploma Programs. You must have completed the prerequisites to participate.

Prerequisites: Botany for the Botanical Illustrator, Botanical Illustration in Watercolor I and previous experience with egg-tempera required
Fee: $265 member | $315 non-member
Online: January 18, 25, February 1, 8, 15
8-11 a.m. MT
Instructor: Laurence Pierson-Bonenberger

Kathryn Sutton

Botanical Illustration in Pen & Ink I

Pen and ink is expressive, effective and is the heart of botanical illustration. Expand your drawing repertoire as you learn techniques to create line, form and texture in black and white. Expressive line and stipple become part of your artistic vocabulary as you practice this traditional illustration medium with modern and versatile technical pens. Step-by-step instruction, demonstration and practice give you the foundation you need to draw any botanical subject accurately and skillfully.

The course fee does not include materials. This course is part of the Botanical Illustration Foundational Certificate Program. You must have completed the prerequisites to participate.

Prerequisites: Botanical Illustration in Pencil I, Light on Form
Fee: $265 member | $315 non-member
Online: January 10, 17, 24, February 7, 14
9 a.m. – noon MT
Instructor: Marjorie Leggitt
Online: February 16, 23, March 2, 9, 16
9 a.m. – noon MT
Instructor: Renee Jorgensen
Online: February 21, 28, March 7, 14, 21
1-4 p.m. MT
Instructor: Marjorie Leggitt

Kelly Belanger

Botanical Illustration in Pen & Ink II

Take your pen and ink skills to a new level of sophistication. Explore the Gardens' limitless world of color, texture and complex botany and incorporate this information into black-and-white illustrations. Working with both technical pen and traditional quill, learn advanced techniques to make strokes mimic the fuzz on ferns, the down on milkweed pods or the mottled colors of a variegated begonia. Learn how to layer and manipulate lines and stipples to develop a full range of value, texture and atmospheric perspective. Pen techniques take on a new meaning as you flesh out the final inked illustration of a plant of your choice.

The course fee does not include materials. This course is part of the Botanical Illustration Foundational Certificate Program. You must have completed the prerequisites to participate.

Prerequisites: Botanical Illustration in Pencil I, Light on Form, Botanical Illustration in Pen & Ink I
Fee: 265 member | $315 non-member
Online: January 11, 18, 25, February 8, 15
6-9 p.m. MT
Instructor: Marjorie Leggitt
Online: March 1, 8, 15, 22, 29, 9 a.m. – noon MT
Instructor: Renee Jorgensen

Shiere Melin

Botanical Illustration in Pencil I

Learn the skills of careful observation and realistic drawing in graphite pencil, including line drawing, shading and perspective. Begin with an overview of the specific elements of botanical illustration. Step-by-step added techniques help you render accurate perspective, texture and detail. This entry-level course is a prerequisite for all required courses to follow. Emerge from this class with the tools you need to draw anything.

The course fee does not include materials. This is a required course for the Botanical Illustration Foundational Certificate Program but is open to all.

Prerequisites: none
Fee: $265 member | $315 non-member
Online: January 13, 20, 27, February 3, 10
9 a.m. – noon MT
Instructor: Lori Ann Levy-Holm
Onsite: March 2, 9, 16, 23, 30, 9 a.m. – noon MT
Instructor: Phillip Potter
Onsite: March 11, 18, 25, April 1, 8
9 a.m. – noon MT
Instructor: Shiere Melin

Celeste Tangora

Botanical Illustration in Pencil II

A good drawing is the basis of botanical illustration in any medium. Simple and classic, pencil drawing is a timeless art form. Expand on the skills you learned in Botanical Illustration in Pencil I as you reinforce and refine your knowledge of graphite pencil. Learn additional techniques for shading, texture, perspective, depth and composition. Group instruction and individual attention are tailored to help you complete a botanical plate in this subtle and striking medium.

The course fee does not include materials. This course is part of the Botanical Illustration Foundational Certificate Program. You must have completed the prerequisites to participate.

Prerequisites: Botanical Illustration in Pencil I, Light on Form, Botany for the Botanical Illustrator, Composition for Botanical Illustration, Perfecting Perspective
Fee: $265 member | $315 non-member
Online: February 16, 23, March 2, 9, 16
1-4 p.m. MT
Instructor: Renee Jorgensen

Bev Johnson

Botanical Illustration in Watercolor I

Combine drawing skills and your knowledge of color mixing as you discover the delight of putting brush to paper. Learn specific techniques for transparent watercolor and become part of the watercolor botanical tradition. Instruction, demonstration and practical exercises guide you through a variety of watercolor techniques: flat and graded washes, highlights and drybrush detail. Learn to build washes for depth of tone and shading and how to create soft and hard edges. With these foundational skills, you'll be ready to create a finished plate in Botanical Illustration in Watercolor II.

The course fee does not include materials. This course is part of the Botanical Illustration Foundational Certificate Program. You must have completed the prerequisites to participate.

Prerequisites: Botanical Illustration in Pencil I, Color Mixing in Watercolor, Light on Form, Botany for the Botanical Illustrator, Composition for Botanical Illustration, Perfecting Perspective
Fee: $265 member | $315 non-member
Online: January 12, 19, 26, February 2, 9
1-4 p.m. MT
Instructor: Renee Jorgensen
Online: March 3, 10, 17, 24, 31
9 a.m. – noon MT
Instructor: Renee Jorgensen

Renee Jorgensen

Botanical Illustration in Watercolor II

Develop your confidence as you work toward completion of a finished botanical plate from a live specimen in this traditional botanical media. This class brings it all together. Learn and refine additional techniques through instruction, demonstrations and practice, with special attention given to layering, shading and building form. Discover brush techniques and colors that enhance perspective and depth. Follow painting steps through completion, from broad washes to final detail. Learn how to fix mistakes and understand why watercolor is a forgiving medium.

The course fee does not include materials. This course is part of the Botanical Illustration Foundational Certificate Program. You must have completed the prerequisites to participate.

Prerequisites: Botanical Illustration in Pencil I, Color Mixing in Watercolor, Light on Form, Botany for the Botanical Illustrator, Composition for Botanical Illustration, Perfecting Perspective, Botanical Illustration in Watercolor I
Fee: $265 member | $315 non-member
Online: February 22, March 1, 8, 15, 22
1-4 p.m. MT
Instructor: Renee Jorgensen


Alex Boersma

GUEST INSTRUCTOR
Botanical Textures in Pen & Ink with Alex Boersma

Pen and ink is a bold and classic medium, but its monochromatic nature also presents a certain challenge: how can we capture the rich details of botanical textures and color patterns, all with just black ink? Using technical pens, practice traditional inking techniques such as stipple and cross-hatching while also experimenting with less conventional marks to create vivid textures and patterns with convincing dimension. Class time is a combination of step-by-step demos and one-on-one check-ins with your instructor.

The course fee does not include materials. This course is an elective in the Botanical Illustration Foundational Certificate Program. You must have completed the prerequisites to participate.

Prerequisites: Botanical Illustration in Pen & Ink I
Fee: $285 member | $335 non-member
Online: February 17, 24, March 3, 10, 17
1-4 p.m. MT
Instructor: Alex Boersma

Alex Boersma is a Canadian scientific illustrator living in Chicago. She received a BA in geology and studio art from Vassar College in 2015, and a master's in science illustration from California State University, Monterey Bay in 2017. As an illustrator, Alex collaborates with museums, scientists and conservationists, creating visuals to engage the public in scientific ideas. Her clients include the Smithsonian National Museum of Natural History, Stanford University, Woods Hole Oceanographic Institute and Macmillan.

Shiere Melin, Watercolor

Theresa Haberkorn

GUEST INSTRUCTOR Hand-printing Botanical Woodcuts with Theresa Haberkorn

Transform your existing or new botanical illustrations and designs into a multi-color woodcut print. This workshop is appropriate for all levels to learn all the steps of woodcut printmaking, from designing an image, transferring it to wood, carving, inking and printing by hand. Start with a single color print and advance to adding multiple colors to create a beautiful, multi-color woodcut print.

The course fee does not include materials. This course is part of our Art Exploration Program and is open to everyone. No previous experience in woodcut necessary.

Prerequisites: none
Fee: $220 member | $260 non-member
Onsite: February 2, 9, 16, 23
9 a.m. – noon MT
Instructor: Theresa Haberkorn

Theresa Haberkorn has been making art since she was very young and started her formal studies at the Pinellas County Center for the Arts in St. Petersburg, Florida. After receiving her BA from the University of South Florida in 1994, she has exhibited her award-winning woodcut prints in national and international galleries and exhibitions. Her work can be found in museum and corporate collections including the Denver Museum of Art, the Kirkland Museum of Fine and Decorative Art, Children's Hospital of Denver and the St. Regis Hotel in Aspen. Theresa has been awarded artist in residencies at the Grand Canyon National Park on the North Rim, and the Art District of Breckenridge, Colorado. Theresa is also a member of Boston Printmakers and a printmaking instructor at the Art Students League of Denver. Her studio is in Boulder, Colorado.

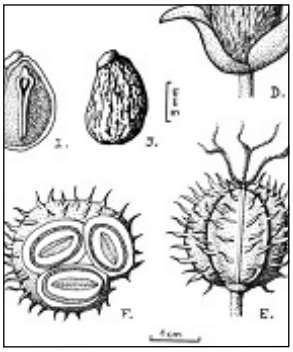
Laurence Pierson-Bonenberger

The Botanist Is In

Sign up for a botanical review of your illustration with botanist Melissa Islam, Ph.D., at any stage in the process. In these small group sessions (maximum of four students), Melissa reviews your work for botanical accuracy and provides constructive feedback to help you take your botanical illustrations to the next level.

This course is an elective in the Botanical Illustration Foundational Certificate and Diploma Programs but is open to anyone who would like their botanical illustrations assessed.

Prerequisites: Any introductory botanical illustration core course
Fee: $20 member | $25 non-member
Online: February 18, 11 a.m. – noon MT
Online: March 15, 7-8 p.m. MT
Instructor: Melissa Islam, Ph.D. (both courses)

Laurence Pierson-Bonenberger

Botany for the Botanical Illustrator

What is the difference between a carpel and a pistil? Where is the stamen found? The science of the subjects you draw determines what you see. Put away your pencils for this enlightening lab class designed specifically for students of botanical illustration. Take a close look at plant anatomy and learn to recognize botanical details that will make your drawings more accurate and realistic. Learn plant morphology through detailed instruction and supporting visuals. Your botanical art improves when you understand the subjects.

The course fee includes some materials. This course is part of the Botanical Illustration Foundational Certificate Program but is open to everyone.

Prerequisites: none
Fee: $265 member | $315 non-member
Online: January 20, 27, February 3, 10, 17, 24
6-8:30 p.m. MT
Online: February 9, 16, 23, March 2, 9, 16
1-3:30 p.m. MT
Instructor: Melissa Islam, Ph.D. (both courses)

Melissa Islam

NEW Botany Spotlight: Gorgeous Graminoids

Melissa Islam, Ph.D., introduces the fascinating families that make up graminoids: grasses, sedges, rushes and cattails. What distinguishes these diverse plants? How can you tell them apart? What features will be key in your illustrations? Learn interesting and fun facts in this short, interactive workshop.

This course is an elective in the Botanical Illustration Foundational Certificate Program but is open to everyone.

Prerequisites: none
Fee: $45 member | $55 non-member
Online: March 30, 6-9 p.m. MT
Instructor: Melissa Islam, Ph.D.

Susan Rubin

Color Layering for Colored Pencil

Colored pencil presents a special challenge: mixing color directly on your drawing. Learn to use a simple color-mixing method adapted to the application of colored pencils. Two-, three- and four-color mixing will get you to the gorgeous greens, radiant reds and luscious lilacs you've been dreaming of. Practice color matching with a variety of plant material as you create your own extensive color workbook to speed color selection and application for all feature colored pencil drawings.

Course fee includes a curated set of colored pencils and workbook. This is a required course for the Botanical Illustration Foundational Certificate Program but is open to all.

Prerequisites: none
Fee: $475 member | $525 non-member
Online: January 12, 19, 26 February 2, 9
1-4 p.m. MT
Instructor: Phillip Potter

Ellen Bell

Color Mixing in Watercolor

The first step to watercolor painting is mixing colors. Learn a system for combining colors consistently to eliminate frustrating trial and error. Exercises, demonstrations and discussion show you how to achieve the broadest possible spectrum. Learn about paint properties and important information about choosing pigments. Practice mixing colors to match a variety of plant material. Gain confidence and skills to improve your color work.

Course fee includes a set of 12 Michael Wilcox watercolors and mixing palette. This course is part of the Botanical Illustration Foundational Certificate Program but is open to everyone.

Prerequisites: none
Fee: $525 member | $565 non-member
Online: January 11, 18, 25, February 1, 8
1-4 p.m. MT
Instructor: Renee Jorgensen

Lori Ann Levy-Holm

NEW Color Theory Fundamentals

Color theory is the study of color and light. Color systems are analyzed to see how they affect hue, value and saturation, as well as their psychological implications. This course is designed to build your perceptual and conceptual color skills, vocabulary, and is appropriate for the beginner as well as for the professional. We use color aid paper and gouache paint to document our experimentations and observations with daily color exercises in a color journal.

This Art Exploration course is also a Botanical Illustration Certificate and Diploma elective. It is open to all artists. The course fee does not include materials.

Prerequisites: none
Fee: $265 member | $315 non-member
Onsite: March 3, 10, 17, 24, 31
9 a.m. – noon MT
Instructor: Lori Ann Levy-Holm

Composition for Botanical Illustration

The arrangement of line, shape and color in artwork is itself an art form. The difference between a pleasant picture and an amazing work of art is often the composition. This course begins with a study of how to use compositional elements and principles in your botanical illustration. Create your own thumbnail composition and develop insight and expertise to enhance your future illustrations.

The course fee does not include materials. This course is part of the Botanical Illustration Foundational Certificate Program but is open to everyone.

Prerequisites: none (Botanical Illustration in Pencil I recommended)
Fee: $265 member | $315 non-member
Online: January 13, 20, 27, February 3, 10
1-4 p.m. MT
Instructor: Lori Ann Levy-Holm
Online: February 18, 19, 20
9 a.m. – 2:30 p.m. MT
Instructor: Marjorie Leggitt
Online: February 22, March 1, 8, 15, 22
6-9 p.m. MT
Instructor: Marjorie Leggitt

Ernst Haeckel

NEW Drawing on Tradition: Botanical Art in the Style of Ernst Haeckel

You're probably familiar with the intricate artwork of German biologist, philosopher and artist Ernst Haeckel. In this class, follow the steps of this scientific illustrator to create a small botanical poster of your own. Starting with an in-depth exploration of pattern-based composition, develop a design template. Research a floral subject and create mini plant portraits. Learn various methods to create white-on-black images. With in-class work time and plenty of one-on-one guidance, you work to produce a striking botanical plate in black and white or color.

The course fee does not include materials. This course is an elective in the Botanical Illustration Foundational Certificate and Diploma Programs. You must have completed the prerequisites to participate.

Prerequisites: Botanical Illustration in Pencil I, Perfecting Perspective
Fee: $265 member | $315 non-member
Online: February 22, March 1, 8, 15, 22
1-4 p.m. MT
Instructor: Marjorie Leggitt

Heidi Snyder

NEW Field of Flowers: Advanced Colored Pencil on Mylar

Illustrate several local flower species in their correct and season-specific habitat, focusing on scientifically accurate renderings and using flower-specific knowledge of geographic location, climate, season and life cycle. Deepen your ability to work on drafting film and enhance principals of analysis, observation, design and pencil technique.

The course fee does not include materials. This course is an elective in the Botanical Illustration Foundational Certificate and Diploma Programs. You must have completed the prerequisites to participate.

Prerequisites: Color Layering for Colored Pencil, Botanical Illustration in Colored Pencil I and nine hours of instruction working on drafting film
Fee: $265 member | $315 non-member
Onsite: March 21, 28, April 4, 11, 18
9 a.m. – noon MT
Instructor: Heidi Snyder

Marjorie Leggitt

NEW Flower Portraits: Fascinating Perspective

As blossoms bend and turn and petals spiral out to open fully, shapes and sizes appear to shift. Yet often, when you draw what you see, it doesn't look right. Learn how to accurately see and record these visual abstractions. Starting with demonstrations and drawing exercises, practice the techniques needed to artistically deconstruct and reconstruct several challenging flower types. Next, hone your skill at developing a composition that enhances the subject of your choice. Individual attention and in-class work time provide the guidance to produce a plate of your own in graphite.

The course fee does not include materials. This course is an elective in the Botanical Illustration Foundational Certificate and Diploma Programs. You must have completed the prerequisites to participate.

Prerequisites: Botanical Illustration in Pencil I, Perfecting Perspective
Fee: $265 member | $315 non-member
Online: March 7, 14, 21, 28, April 4
9 a.m. – noon MT
Instructor: Marjorie Leggitt

Heidi Snyder

NEW Focus on Flowers

Who doesn't love flowers? Try a new way of depicting them by creating a multiple-flower image, done in a scientifically accurate manner on 8″ x 8″ drafting film. Become acquainted with illustration techniques on film, gain knowledge about flower species and enhance your skills of analysis, design and colored pencil control.

The course fee does not include materials. This course is an elective in the Botanical Illustration Foundational Certificate Program. You must have completed the prerequisites to participate.

Prerequisites: Color Layering for Colored Pencil, Botanical Illustration in Colored Pencil I
Fee: $160 member | $190 non-member
Online: February 21, 28, March 7
9 a.m. – noon MT
Instructor: Heidi Snyder

Rogério Lupo

GUEST INSTRUCTOR

Fundamentals of Botanical Watercolor: A Variety of Approaches with Rogério Lupo

Examine botanical subjects for form, light and shade, color, texture, ornaments and more. Your instructor demonstrates a variety of methods and techniques for approaching all these aspects using watercolor. Students are encouraged to practice online, ask questions, film their own hands while working and show their results to receive advice and feedback. This is an intensive class; practice outside of class time is strongly encouraged.

The course fee does not include materials. This course is an elective in the Botanical Illustration Foundational Certificate Program. You must have completed the prerequisites to participate.

Prerequisites: Color Mixing in Watercolor, Botanical Illustration in Watercolor I
Fee: $350 member | $385 non-member
Online: January 18, 20, 25, 27, February 1, 3
9 a.m. – noon MT
Instructor: Rogério Lupo

Shiere Melin

NEW Gouache on Black

Try an entirely different approach to your botanical illustrations by painting on a black background with an opaque medium: gouache. Study the botanical art of Mary Delany and other artists for inspiration. Paint one single blossom stem or create a scientific plate and enjoy the rich depth that the black background creates.

The course fee does not include materials. This course is an elective in the Botanical Illustration Foundational Certificate and Diploma Programs. You must have completed the prerequisites to participate.

Prerequisites: Botanical Illustration in Watercolor II, Botany for the Botanical Illustrator
Fee: $350 member | $385 non-member
Onsite: January 14, 21, 28, February 4, 11
1-4 p.m. MT
Instructor: Shiere Melin


Renee Jorgensen

Introduction to Botanical Illustration

Start at the beginning. Whether you've had no experience with drawing or have forgotten what you learned way back when, this is the class for you. Learn step by step in this gently paced course. Carefully explained demonstrations, simple exercises and helpful critiques show you how to draw what you see. Build your skills and enter the School of Botanical Art and Illustration with confidence.

The course fee does not include materials. This Art Exploration Program course is also a Botanical Illustration Foundational Certificate Program elective. It is suitable for all artists.

Prerequisites: This course is open to everyone; however, if you are already confident in your drawing ability and working toward your botanical illustration certificate, please proceed directly with Botanical Illustration in Pencil I
Fee: $265 member | $315 non-member
Online: January 11, 18, 25, February 1, 8
9 a.m. – noon MT
Instructor: Renee Jorgensen

Sarah Pedry

NEW Introduction to Landscape in Gouache

In this introductory class, learn the basics of painting with gouache while exploring the art of landscape painting. Gouache is a water-based paint that has the ability to be both transparent and opaque, making it a wonderfully flexible medium for painters. We focus on plants in the landscape as our subject and learn techniques for creating beautiful compositions full of color, light and creativity.

The course fee does not include materials. This course is part of our Art Exploration Program and is open to everyone.

Prerequisites: none
Fee: $215 member | $255 non-member
Online: February 28, March 7, 14, 21
1-4 p.m. MT
Instructor: Sarah Pedry

Shiere Melin

NEW Introduction to Scratchboard

Discover the adaptable and forgiving surface of scratchboard, where contrasts in textures and values produce dramatic effects with pen and ink. In addition to flexible nib drawing, add layers of ink wash to the darkest areas of the composition and then "draw in reverse" by scratching out white lines into the black, creating even more depth. Choose your favorite subject matter, create a stunning composition and learn a new way to convey form, shading, textures and spatial perspective.

The course fee does not include materials. This course is an elective in the Botanical Illustration Foundational Certificate and Diploma Programs. You must have completed the prerequisites to participate.

Prerequisites: Botanical Illustration in Pen & Ink II
Fee: $265 member | $315 non-member
Onsite: January 14, 21, 28, February 4, 11
9 a.m. – noon MT
Instructor: Shiere Melin

Renee Jorgensen

Introduction to Watercolor Pencil

Discover the versatility when illustrating and painting with watercolor pencils. Learn tips and techniques on how to manage the color, wet or dry. Used as a mixed media or alone, watercolor pencil is the perfect medium for developing a botanical illustration, botanical art, great for travel, for journaling or for quick sketching applications.

The course fee does not include materials. This course is an elective in the Botanical Illustration Foundational Certificate and Diploma Programs. You must have completed the prerequisites to participate.

Prerequisites: Color Layering in Colored Pencil
Fee: $110 member | $130 non-member
Online: February 15, 22, 6-9 p.m. MT
Online: March 23, 30, 1-4 p.m. MT
Instructor: Renee Jorgensen (both courses)


Renee Jorgensen

NEW Label Conventions and the Artist's Mark

Learn a reliable step-by-step method for how to label your finished plate legibly, stylishly and with composition in mind. Come prepared to review labeling conventions and learn what standards are expected. Have you developed your artist signature? Discover the importance of your signature in relation to the botanical labeling. Be prepared to take notes.

The course fee does not include materials. This course is an elective the Botanical Illustration Foundational Certificate Program but is open to everyone.

Prerequisites: none
Fee: $55 member | $65 non-member
Online: March 23, 6-9 p.m. MT
Instructor: Renee Jorgensen

Lesley McGregory

Light on Form

Take your drawings from flat to fabulous. The secret to portraying light and shadow on your subjects lies in understanding the science of lighting as it applies to different forms. Beginning with basic geometric shapes, refine your skills in showing the light on and volume of any subject. This class works entirely in graphite pencil, but the principles apply to all other media. As you progress from fruits and vegetables to leaves and flowers and entire plants with complex shapes, overcome obstacles in creating three-dimensional drawings.

The course fee does not include materials. This is a required course for the Botanical Illustration Foundational Certificate Program. You must have completed the prerequisites to participate.

Prerequisites: Botanical Illustration in Pencil I
Fee: $265 member | $315 non-member
Online: January 12, 19, 26, February 9, 16
9 a.m. – noon MT
Instructor: Marjorie Leggitt
Onsite: March 2, 9, 16, 23, 30, 1-4 p.m. MT
Instructor: Phillip Potter

Molly McIntyre

GUEST INSTRUCTOR Native Plants in Cut Paper with Molly McIntyre

Create one-of-a-kind cut paper posters celebrating plants native to our regions. Select native plants to sketch and transform into cut paper artwork accompanied by explanatory text made from vinyl letters or hand-cut type. In this way, create striking posters that celebrate both botanical illustration and graphic arts while learning from the history of poster design.

The course fee does not include materials. This course is part of our Art Exploration Program and is open to everyone.

Prerequisites: none
Fee: $160 member | $185 non-member
Onsite: January 15, 22, 29, February 5
9-11 a.m. MT
Instructor: Molly McIntyre

Molly McIntyre is an artist and illustrator living in Brooklyn, NY. She works in cut paper, drawing and watercolor. Her work has been featured in the Netflix series "Worn Stories," the books "Good Moms Have Scary Thoughts" and "What About Us?," Bitch Magazine and Everyday Feminism, among other places. She has a BFA in printmaking and an MFA in studio art. She enjoys observing the natural world in Green-Wood Cemetery in her neighborhood in Brooklyn with her five-year-old son.

Sarah Pedry

NEW Open Draw: Boettcher Memorial Tropical Conservatory

It might be chilly outside, but not inside the Boettcher Memorial Tropical Conservatory. Enjoy the warmth, lush foliage and beautiful blooms while honing your observational and artistic skills. Bring your favorite dry medium and spend the morning drawing. Your instructor will roam, provide prompts, help with composition and technique and answer questions.

The course fee does not include materials. This course is part of our Art Exploration Program and is open to everyone.

Prerequisites: none
Fee: $160 member | $185 non-member
Onsite: February 8, 9-11 a.m. MT
Instructor: Sarah Pedry

Marjorie Leggitt

Perfecting Perspective

Do you shy away from complicated plants? Even experienced illustrators sometimes struggle with foreshortening and simplify their subjects to eliminate difficult elements. Work with botanical subjects that demonstrate each aspect of perspective and learn techniques for seeing and depicting perspective accurately. This class works entirely in graphite pencil, but the principles apply to all media. Gain confidence in your drafting skills and improve your drawings from this class forward.

The course fee does not include materials. This is a required course for the Botanical Illustration Foundational Certificate Program. You must have completed the prerequisites to participate.

Prerequisites: Botanical Illustration in Pencil I
Fee: $265 member | $315 non-member
Online: January 10, 17, 24, February 7, 14
1-4 p.m. MT
Online: March 18, 19, 20, 9 a.m. – 2:30 p.m. MT
Instructor: Marjorie Leggitt (both courses)


Scott Dressel-Martin

Photographing Your Artwork with Scott Dressel-Martin

Not everyone has access to a high-quality scanner, but you need to be able to share your work. Often the best you can do is to snap a photo of your artwork using your phone. This workshop provides simple tips and tricks to help you capture the best, most accurate photos of your two-dimensional art and avoid common pitfalls using the camera you have on hand. The workshop combines a series of demonstrations and examples with question-and-answer time to help you get the most from your camera.

This workshop is both an elective for the Botanical Illustration Foundational Certificate and part of the Art Exploration Program and is open to everyone.

Prerequisites: none
Fee: $50 member | $55 non-member
Onsite: January 13, 9-11 a.m. MT
Instructor: Scott Dressel-Martin

Lori Ann Levy-Holm

Printmaking: From Concept to Creation

Learn to transfer an image from a carved surface to paper. Begin with a brief history and an overview of the components of relief printmaking. Start with the basics of composition by looking first at Notan, the dark-light principle of design; the rule of threes; and the symbolism of lines, shapes and symmetry/asymmetry. Through a series of exercises and demonstrations, your instructor guides you through the design of your image to the final printed addition of five of your botanical illustrations.

The course fee does not include materials. This course is part of our Art Exploration Program and is open to everyone.

Prerequisites: none
Fee: $265 member | $315 non-member
Onsite: March 3, 10, 17, 24, 31, 1-4 p.m. MT
Instructor: Lori Ann Levy-Holm

Heidi Snyder

NEW Towering Trees: Ponderosa in Colored Pencil

Trees are arguably the most important life-form on Earth and crucial to our planet's survival. They provide oxygen, cooling and heating and they nurture ecosystems and create food, means of transportation, shelter and renewable materials. Throughout the ages, they have been of cultural, historical and religious relevance. Like humans, trees also live in communities but are singularly individual and thus more than the sum total of their parts. In this class we use colored pencil on drafting film (Mylar) to depict a tree species, and each participant creates an individual design while scrupulously observing scientific accuracy, attention to detail and sound design principles. Get acquainted with drafting film as well as gaining in-depth knowledge about a common tree species.

The course fee does not include materials. This course is an elective in the Botanical Illustration Foundational Certificate and Diploma Programs. You must have completed the prerequisites to participate.

Prerequisites: Botanical Illustration in Colored Pencil I
Fee: $265 member | $315 non-member
Online: January 10, 17, 31, February 7, 14
9 a.m. – noon MT
Instructor: Heidi Snyder

Shiere Melin

NEW Tropical Trio

It may be snowing and cold outside, but not in Marnie's Pavilion and the Boettcher Memorial Tropical Conservatory where many tropical plants are in bloom. You will create a composition of three tropical specimens, either three variations of the same plant or three completely different plants. Enhance your color mixing with an exploration of bloom differences and enjoy a color explosion in the middle of a gray day.

The course fee does not include materials. This course is an elective in the Botanical Illustration Foundational Certificate and Diploma Programs. You must have completed the prerequisites to participate.

Prerequisites: Botanical Illustration in Watercolor II, Botany for the Botanical Illustrator
Fee: $265 member | $315 non-member
Onsite: March 11, 18, 25, April 1, 8
1-4 p.m. MT
Instructor: Shiere Melin

Student Scanning

Having your finished artwork scanned professionally can be costly and the results are not always good. The School of Botanical Art & Illustration regularly sets aside time for students to scan any two-dimensional work. Each half-hour time slot should be enough for you to scan four to six pieces. Just bring your art and a USB memory-stick and our staff will do the rest. Memory-sticks can also be purchased from the SBAI shop. Enter through the main doors of the Freyer – Newman Center at Denver Botanic Gardens. No admission necessary. **Reserve your time here**

Prerequisites: Student must have taken at least one course through the School of Botanical Art & Illustration in the last 12 months
Fee: Free
Onsite: January 17, February 12, March 2
9-11 a.m. MT (30-minute time slots)

Kathryn Sutton

NEW Using Photos Wisely

You need to illustrate a plant and all you have to work from are photographs and artistic references from copyrighted sources. What do you do? Learn how to locate reliable resources, develop composited form multiple images, alter visual information creatively yet accurately and come up with a fresh illustration without infringing copyrights. Using a botanical subject of your choice, produce a plate in any media using the techniques and information you learn.

The course fee does not include materials. This is an elective for the Botanical Illustration Foundational Certificate and Diploma Programs. You must have completed the prerequisites to participate.

Prerequisites: Botanical Illustration in Pencil I, Botanical Illustration in Colored Pencil I and/or Botanical Illustration in Watercolor I, Perfecting Perspective, Light on Form
Fee: $265 member | $315 non-member
Online: January 11, 18, 25, February 8, 15 1-4 p.m. MT
Instructor: Marjorie Leggitt

NEW Working on Toned Papers

White paper has limitations. Using toned papers allows you to begin from the middle and build in both directions, adding lights and darks to show details that are difficult, if not impossible, to reproduce on white paper. In this class we build on the skills you learned in Botanical Illustration in Pencil II and Colored Pencil II. Working in graphite and white pencil, learn how to make your illustrations even more realistic because you won't have to spend time fighting against the white of the paper.

The course fee does not include materials. This is an elective for the Botanical Illustration Foundational Certificate and Diploma Programs. You must have completed the prerequisites to participate.

Prerequisites: Botanical Illustration in Pencil II, Botanical Illustration in Colored Pencil II
Fee: $265 member | $315 non-member
Online: March 3, 10, 17, 24, 31, 1-4 p.m. MT
Instructor: Shiere Melin

LECTURES

Café Botanique

Café Botanique is a lecture series open to all. These lectures cover a wide range of topics that approach the intersection of art and science. Lectures are generally 30-45 minutes and are followed by a question and answer session and discussion.

Selected lectures at Denver Botanic Gardens qualify for elective credits for the Botanical Illustration program. Attendance at one lecture gives one elective credit hour; students can receive a maximum of 15 credit hours from these lectures. Pre-registration is required for credit.

Fee: $7 member | $10 non-member
Online: January 12, 6:30 p.m. MT
Online: February 6, 6:30 p.m. MT
Online: March 9, 6:30 p.m. MT

Visit web site for up to date information

OTHER IMPORTANT INFORMATION

TO REGISTER:

Register for classes: **online**

Phone our Resource Center: 720-865-3500

Inquiries and consultation: 720-865-3670
sbai@botanicgardens.org

FIND US ONLINE:

Follow us on **Facebook**

Visit our website:**botanicgardens.org/SBAI**

Sign up for our School of Botanical Art & Illustration **e-newsletter**

NOTES:

If a class does not have a sufficient number of registrations, it will be cancelled seven days prior to class. Supply lists are sent as an attachment with your registration confirmation.

REFUND AND CANCELLATION POLICY:

Student cancellations more than one week prior to a class are subject to a 15 percent cancellation fee. Cancellations less than one week prior to class are non-refundable.

AFTER THE COURSE HAS COMMENCED:

Instructors are not authorized to grant or promise refunds or exceptions to course policies. In the event of a family emergency or inclement weather, the student can complete the course later by taking missed single classes from the same instructor and notifying the school manager two weeks before the course starts. **If more than 20 percent of the course is missed because of a family emergency or inclement weather, the course can be retaken for free during the same year from any instructor in that medium, if space is available.**

These policies apply to all registrations in the School of Botanical Art and Illustration Program. Selected courses have additional cancellation and refund requirements printed with the course description.

REQUIREMENTS FOR INDIVIDUAL COURSES:

Attendance is required at the first class for all courses.
To obtain credit for the School of Botanical Art & Illustration Botanical Illustration Foundational Certificate and Diploma Programs core and elective classes you must:

- Attend the first lecture
- Attend at least 80 percent of the lectures
- Post or share regular progress images and submit your final work on time

ONLINE COURSE RECORDING POLICY:

In the event of an emergency and at the discretion of the instructor, you may request a recording of a single lecture not including the first and last classes. Must be requested in advance. We cannot guarantee the quality of the recording. You must still attend at least 80 percent of the lectures and the first lecture to receive credit.

Stay connected to the Gardens!

DENVER BOTANIC GARDENS

1007 York Street | Denver, Colorado 80206 | **botanicgardens.org**

We Fund Culture. SCFD

American Alliance of Museums

American Public Gardens Association