

SCHOOL OF
BOTANICAL ART AND ILLUSTRATION



AT DENVER BOTANIC GARDENS



2020 WINTER/SPRING CATALOG OF COURSES



DENVER BOTANIC
GARDENS

TABLE OF CONTENTS

**FOR INFORMATION &
CONSULTATION ABOUT THE
SCHOOL OF BOTANICAL ART
& ILLUSTRATION:**

CALL: 720-865-3670

EMAIL: sbai@botanicgardens.org

VISIT OUR BLOG AT:
botanicalillustration.blogspot.com

**FOR INFORMATION
ABOUT MEMBERSHIP:**

CALL: 720-865-3525

EMAIL:
membership@botanicgardens.org

VISIT OUR WEBSITE AT:
botanicgardens.org

**SIGN UP FOR OUR
ART & EXHIBITS E-NEWSLETTER:**
[Select Art and Exhibits](#)

Message from the CEO	page 3
Course Requirements	page 4
Courses at a Glance	page 8
Visiting Instructor Workshops	page 14
Introductory Course	page 17
Required Courses	page 17
Electives	page 21
Registration Information	page 31



Lesley MacGregor, Colored Pencil

Photos © Scott Dressel-Martin

Large Cover artwork:

Randy Raak, Watercolor

Cover artwork left to right:

Stephanie Oliver, Colored Pencil

Lesley MacGregor, Carbon Dust

Vincent Jeannerot, Watercolor

MESSAGE FROM THE CEO



Sue Carr, Watercolor

The School of Botanical Art and Illustration really gets to the heart of who Denver Botanic Gardens is as an institution. The fusion of science and art, natural wonder and human creation perfectly defines it. This year, we are pleased to announce that the school is doubling its capacity thanks to generous donors who have made the construction of the Freyer – Newman Center possible. These new opportunities underscore the Gardens' dedication to bringing relevant experiences to more people than ever before.

The School of Botanical Art and Illustration offers multiple avenues for artists of all skill levels to pursue their passion. For an initial goal, a foundational certificate offers instruction in skills and media essential to a solid footing in the discipline. For those seeking additional challenge and reward, a diploma in botanical illustration offers further achievement.

A handwritten signature in black ink, likely belonging to Brian Vogt.

Brian Vogt, Denver Botanic Gardens CEO



A gold medal awarded to Denver School of Botanical Art & Illustration for an exhibit of *Rocky Mountains: Plants and Funghi with Altitude*. Royal Horticultural Society, Botanical Art Show 2017.

2020 WINTER/SPRING COURSE REQUIREMENTS

SCHOOL OF BOTANICAL ART AND ILLUSTRATION

The world-renowned School of Botanical Art and Illustration is located at Denver Botanic Gardens, providing students and scholars with the opportunity to hone their skills in this specialized genre. Much has been said about the modern need to fuse art and science to expand economic development and enlightenment, but few programs are as direct in their impact as botanical illustration. The School of Botanical Art and Illustration focuses not only on technique but also on the plants themselves, with courses in botany and microscopy and lectures from visiting artists. From small, highly interactive classes to real-world opportunities for exhibition, sales and publication, the Gardens has every tool needed to instruct and inspire flourishing botanical artists.

Botanical art and illustration is the well-established tradition of portraying plants for scientific purposes, recording vanishing species for historical record or rendering the beauty and inspiration we experience in the flora around us.

Denver Botanic Gardens School of Botanical Art and Illustration's curriculum consists of a comprehensive series of classes in botanical illustration, providing the drawing and illustration skills required to render accurate and useful depictions of the plant world with a focus on detail. This program is for the dedicated illustrator as well as the devoted amateur. It culminates in a foundational certificate or advanced diploma in botanical illustration for some students and offers an ongoing program of botanical illustration classes for others.

FOUNDATIONAL CERTIFICATE IN BOTANICAL ART & ILLUSTRATION

Required Courses

The following 15 courses are required if you wish to receive a Foundational Certificate in Botanical Art and Illustration. Classes should be taken in the order determined by their prerequisites.* Courses consist of exercises, critiques, demonstrations and homework assignments. A list of supplies for each course will be sent with class confirmation. Please note: To receive credit for any course, attendance is required at the first class and at 80 percent of the course.

Techniques

Botany for the Botanical Illustrator
Composition for Botanical Illustration
Perfecting Perspective
Light on Form
Color Layering for Colored Pencil
Color Mixing

Media

Botanical Illustration in Pencil I
Botanical Illustration in Pencil II
Botanical Illustration in Colored Pencil I
Botanical Illustration in Colored Pencil II
Botanical Illustration in Pen and Ink I
Botanical Illustration in Pen and Ink II
Botanical Illustration in Watercolor I
Botanical Illustration in Watercolor II
Portfolio Preparation Course

Core Course	Prerequisites
Botanical Illustration in Pencil I*	None
Light on Form*	Botanical Illustration in Pencil I
Botany for Botanical Illustrator	None
Composition for Botanical Illustration	None
Botanical Illustration in Pencil II*	Botanical Illustration in Pencil I, Light on Form, Botany for the Botanical Illustrator, Composition for Botanical Illustration, Perfecting Perspective
Color Layering for Colored Pencil	None
Botanical Illustration in Colored Pencil I*	Botanical Illustration in Pencil I, Light on Form, Color Layering for Colored Pencil
Perfecting Perspective	Light on Form
Botanical Illustration in Colored Pencil II*	Botanical Illustration in Pencil I, Light on Form, Color Layering for Colored Pencil, Botanical Illustration in Colored Pencil I, Botany for the Botanical Illustrator, Composition for Botanical Illustration, Perfecting Perspective
Botanical Illustration in Pen and Ink I*	Botanical Illustration in Pencil I, Light on Form
Botanical Illustration in Pen and Ink II*	Botanical Illustration in Pencil I, Botanical Illustration in Pen and Ink I, Perfecting Perspective, Botany for the Botanical Illustrator, Composition for Botanical Illustration
Color Mixing*	None
Botanical Illustration in Watercolor I*	Botanical Illustration in Pencil I, Light on Form, Color Mixing
Botanical Illustration in Watercolor II*	Botanical Illustration in Pencil I, Color Mixing, Botanical Illustration in Watercolor I, Light on Form, Botany for the Botanical Illustrator, Composition for Botanical Illustration, Perfecting Perspective
Portfolio Preparation	All required courses + minimum 100 elective credit hours

**To receive a credit, it is expected that all assignments be successfully completed no later than two weeks after the last day of class. (Distance learning option: Assignments must be completed 30 days after the conclusion of the on-site session.)*

2020 WINTER/SPRING COURSE REQUIREMENTS

SCHOOL OF BOTANICAL ART AND ILLUSTRATION

Elective Courses

Elective courses serve a variety of purposes. They are designed to increase the student's knowledge, ability and experience in botanical art and should be integrated with the required courses. In addition to the 15 required courses, students must select no fewer than 100 elective hours; it is strongly recommended that students take relevant elective courses simultaneously with the required curriculum. The number of elective classes offered each year may vary. Typically, an elective course meets weekly for three hours over a five-week period (15 hours total), but condensed courses are also available. Guest instructor workshops may be taken as electives.

Science and Art Lectures

Selected lectures at Denver Botanic Gardens qualify for elective credits. Attendance at one lecture gives one elective credit hour; students can receive a maximum of 15 credit hours from these lectures. Café Botanique is a lecture series open to School of Botanical Art and Illustration students, Gardens members, the general public, academia and artists. Pre-registration is required for credit.

DISTANCE LEARNING OPTION

In addition to our traditional on-site botanical illustration curriculum, we offer an in-class/off-site option that combines classroom participation with remote online learning. **The courses in the traditional on-site curriculum are interchangeable with the courses in the distance learning option.**

Required On-Site Courses

The following required courses are held on-site over three days (Friday through Sunday). Work for these classes is completed entirely in the classroom.

- Botanical Illustration in Pencil I
- Light on Form
- Botany for the Botanical Illustrator
- Composition for Botanical Illustration
- Color Layering for Colored Pencil
- Perfecting Perspective
- Portfolio Preparation Course

Required Online Courses with On-Site Component

The following required courses are also offered through a combination of a two-day on-site intensive classroom experience and online instruction:

- Botanical Illustration in Pencil II
- Botanical Illustration in Colored Pencil I
- Botanical Illustration in Colored Pencil II
- Botanical Illustration in Pen and Ink I
- Botanical Illustration in Pen and Ink II
- Color Mixing
- Botanical Illustration in Watercolor I
- Botanical Illustration in Watercolor II

Classroom Instruction

The classroom instruction portion of courses offered with an online component covers the material in 10 hours spread over two consecutive days. During this classroom session the student will learn new techniques and receive one-on-one tutoring.

The Off-Site Learning Approach

Following the two-day concentrated classroom instruction, three internet sessions cover the remaining course elements. The successful completion of final artwork (a plate) one month (30 days) after the conclusion of the on-site session is the culmination of each of the distance learning courses.

Students must use a scanner or digital camera to record their weekly achievements and email the high-resolution image to the instructor and the school manager. All student questions, as well as instructor answers, recommendations and suggestions, are handled by email. The student must send a scan of the final plate to the instructor and the school manager in order to receive credit for the course.

NEW!

INTENSIVE FOUNDATIONAL CERTIFICATE BLOCKS

The school occasionally offers a selection of intensive courses following the in-class/off-site model. All required courses for the Foundational Certificate in Botanical Art and Illustration can be completed in three intense two-week blocks on-site with the applicable homework sections in between. The last day of each block is dedicated to a Deep-Dive Day to provide students an opportunity to explore the trickier questions, challenges and next steps in their illustration studies.

Block I – Some Homework Involved

- Botanical Illustration in Pencil I
- Light on Form
- Foundations for Botanical Rendering (Botanical Illustration in Pen and Ink I)
- Color Layering for Colored Pencil
- Color Mixing
- Deep-Dive Day

Block II – Homework Involved

- Botanical Illustration in Colored Pencil I
- Botanical Illustration in Watercolor I
- Composition for Botanical Illustration
- Botany for the Botanical Illustrator
- Focus on Foreshortening (Perfecting Perspective)
- Deep-Dive Day

Block III – Homework and a Final Independent Project on a Themed Topic (Portfolio)

- Improving the Form with Graphite (Botanical Illustration in Pencil II)
- Scientific Accuracy with Pen and Ink (Botanical Illustration in Pen and Ink II)
- Complex Composition with Water Media (Botanical Illustration in Watercolor II)
- Drawing the Details with Colored Pencils (Botanical Illustration in Colored Pencil II)
- Preparing and Presenting the Final Project
- Deep-Dive Day

Classroom instruction covers each class in 12 hours spread over two consecutive days within the two-week block.

2020 WINTER/SPRING COURSE REQUIREMENTS

SCHOOL OF BOTANICAL ART AND ILLUSTRATION

Each of the 2-week blocks is followed by online sessions so students can learn and discuss their progress with the instructor. Online sessions may include both virtual sessions and email reports. In order to receive credit for each session within a block and continue to the next level, student work is evaluated according to technical competence, composition and subject matter accuracy.

Optional Courses

Students participating in the intense learning blocks are encouraged to take part in stand-alone courses (especially courses taught by specialist instructors) to enrich their knowledge of different techniques and ways of working. The school's extensive travelling program offers a unique opportunity to learn about scientific documentation through the centuries.

Final Portfolio

Students' final themed portfolio should reflect complete botanical research of a chosen species. Students will be evaluated on the basis of technical skills and the ability to portray perspective, texture and color; botanical accuracy and the ability to capture plant morphology and form; and composition and the ability to produce an aesthetically pleasing plate without compromising the plant structure.

2020 Course Fees

Block I: \$1,800, including supplies listed in the supply list

Block II: \$1,800, including some supplies

Block III: \$1,500

Refund and Cancellation Policy

Cancellation more than one month prior to the block start is subject to a 20% cancellation fee. Cancellation less than one month prior to the block start is nonrefundable.

Denver Botanic Gardens reserves the right to cancel a block if the number of registrations is under six. If the block is cancelled by Denver Botanic Gardens, all the money paid for that block will be refunded.

FOUNDATIONAL CERTIFICATE IN BOTANICAL ART AND ILLUSTRATION IN 2020

Upon completion of all course work, students may express their interest in submitting their portfolio for review by requesting a transcript from the school manager and registering for the Portfolio Preparation Course by **January 5, 2020**.

The Portfolio Preparation Course is mandatory for graduation. In spring 2020, the Portfolio Preparation Course is offered at two different times. Candidates who have taken this course prior to 2020 do not need to attend; however, the updated course is free of charge if the original course was taken prior to 2020 and if space is available. Please contact the school manager for availability.

After the Portfolio Preparation Course, candidates have the opportunity for individual consultation with instructors to refine their portfolio pieces prior to the final portfolio drop-off on **August 3, 2020**. More detailed information is circulated at the Portfolio Preparation Course.

The complete portfolio must contain five finished botanical plates (preferable plate size 11" x 14" or smaller) in the following media:

1. Graphite pencil
2. Colored pencil
3. Pen and ink
4. Water media
5. Artist's choice (a plate in any of the media taught or a combination of them). The subject matter for this plate can be anything included in the school's teaching curriculum.

PRELIMINARY KEY DATES FOR 2020 PORTFOLIO REVIEW:

Final Portfolio Drop-off: August 3, 2020

Portfolio Review: TBD

GRADUATION CEREMONY FOR 2019 GRADUATES:

October 18, 2020

ANNUAL GRADUATE AND 2020 STUDENT SHOW

OPENING RECEPTION:

October 18, 2020 – January 10, 2021



Rebecca Swain, Colored Pencil

2020 WINTER/SPRING COURSE REQUIREMENTS

SCHOOL OF BOTANICAL ART AND ILLUSTRATION

DIPLOMA IN BOTANICAL ILLUSTRATION

To be eligible for the diploma program, a student must have completed the Foundational Certificate in Botanical Art and Illustration from Denver Botanic Gardens. Students are also eligible if they have completed a certificate in botanical art and illustration, scientific illustration, nature illustration or equivalent from another institution.

Requirements for Diploma in Botanical Illustration

1. One hundred (100) elective classroom hours, including a minimum of three courses (15-18 hours each) at the master's level.
2. Portfolio containing four (4) finished botanical plates selected from any the following media (maximum plate size 11" x 14").

Portfolio must include at least two different media:

- graphite
- carbon dust
- polycarbonate pencil
- ink (technical pen, quill, brush, scratchboard)
- colored pencil (oil and/or wax based)
- watercolor
- gouache
- watercolor pencil
- transparent acrylics
- egg tempera
- silverpoint
- A mixture of the above

Oils, pastels or digital media are not accepted as part of the portfolio.

3. Completion of a supervised independent study (a minimum of six weeks or 240 hours). The independent study may include, for example:
 - Research on a rare species, an invasive species, noxious weed, fossil, pollination biology or other. Includes an essay and a minimum of four illustrations (containing dissections.)
 - Dummy book with an educational theme or content directed to children.
 - An internship as an illustrator at a museum, botanic garden, science center or other relevant institution that provides on-the-job experience as a scientific/botanical illustrator.

The annual application deadline is October 31.

SCHOLARSHIP PROGRAM


Denver Botanic Gardens School of Botanical Art and Illustration awards annual scholarships to any new student who is planning to enroll in any of the required classes without prerequisites at the School of Botanical Art and Illustration. The awards are determined on a competitive basis and require the submission of a portfolio and artist's statement.

The annual application deadline is October 31.



Randy Raak, Watercolor and gouache



COURSES AT A GLANCE

JANUARY – FEBRUARY 2020				
Class/Instructor	Day/Times	Dates	Medium	Page
Perfecting Perspective Marjorie Leggitt	5 Mondays 9 a.m. – noon	Jan. 13, 20, 27, Feb. 10, 17	Techniques (R) LoF	19
Composition for Botanical Illustrator Marjorie Leggitt	5 Mondays 1-4 p.m.	Jan. 13, 20, 27, Feb. 10, 17	Techniques (R) Open to All	18
Light on Form Constance Sayas	5 Tuesdays 9 a.m. – noon	Jan. 14, 21, 28, Feb. 4, 11	Techniques (R) PI	19
Botanical Illustration in Pencil I Laurence Pierson	5 Tuesdays 1-4 p.m.	Jan. 14, 21, 28, Feb. 4, 11	Graphite (R) Open to All	18
Beyond Ordinary Laurence Pierson	5 Tuesdays 6-9 p.m.	Jan. 14, 21, 28, Feb. 4, 11	Watermedia (E) WC I	28
Beauty in the Details: Winter Twigs and Dormant Buds II Susan DiMarchi	5 Wednesdays 9 a.m. – noon	Jan. 15, 22, 29, Feb. 5, 12	Mixed media (E) P&I II, CP I	26
Miniature Masterpieces in Mixed Media Susan DiMarchi	5 Wednesdays 1-4 p.m.	Jan. 15, 22, 29, Feb. 5, 12	Techniques (E) P&I I, (optional EI)	26
Succulents in Watercolor Constance Sayas	5 Wednesdays 6-9 p.m.	Jan. 15, 22, 29, Feb. 5, 12	Water Media (E) WC II	29
Botanical Illustration in Pen and Ink I Renee Jorgensen	5 Thursdays 9 a.m. – noon	Jan. 16, 23, 30, Feb. 6, 13	Ink (R) LoF	19
Botanical Illustration in Watercolor Pencil I Renee Jorgensen	5 Thursdays 1-4 p.m.	Jan. 16, 23, 30, Feb. 6, 13	Watermedia (E) LoF, CL, CM	28
Portfolio Preparation Mervi Hjelmroos-Koski	Friday 9 a.m. – 4 p.m.	Jan. 17	Techniques (R) Coursework Completed	17
Portfolio Preparation Mervi Hjelmroos-Koski	Saturday 9 a.m. – 4 p.m.	Jan. 18	Techniques (R) Coursework Completed	17
Color Layering for Colored Pencil Susan DiMarchi	Fri, Sat, Sun 9 a.m. – 2:30 p.m.	Jan. 24, 25, 26	Techniques (R) Open to All	20
 Color Mixing Constance Sayas	Fri, Sat 9 a.m. – 2:30 p.m.	Jan. 31, Feb. 1	Techniques (R) Open to All	20
Make an Art Portfolio Case Mervi Hjelmroos-Koski	Saturday 9 a.m. – 4 p.m.	Feb. 8	Techniques (E) Open to All	22
Botanical Illustration in Pencil I Charlotte Ricker	Fri, Sat, Sun 9 a.m. – 2:30 p.m.	Feb. 14, 15, 16	Graphite (R) Open to All	18
Botanical Illustration in Watercolor I Constance Sayas	Fri, Sat, Sun 9 a.m. – 2:30 p.m.	Feb. 21, 22, 23	Watermedia (R) LoF, CM	21

(NC) Non Credit; (R) Required Course; (E) Elective Course; P: Pencil, P&I: Pen and Ink, LoF: Light on Form, PP: Perfecting Perspective, BOT: Botany, EI: Expressive Ink; ET: Egg Tempera; COM: Composition, CL: Color Layering for Colored Pencil, CP: Colored Pencil; CM: Color Mixing; WC: Water Color

 = Visiting Instructor |  = Distance Learning Option |  = Off-Site

COURSES AT A GLANCE

FEBRUARY – MARCH 2020				
Class/Instructor	Day/Times	Dates	Medium	Page
OPEN STUDIO Instructor varies	Monday 9 a.m. – noon	Feb. 3	Open to All	21
Bold and Beautiful: Illustrating the Flora in the Conservatory Susan DiMarchi	4 Mondays 9 a.m. – 2:30 p.m.	Feb. 17, 24, March 2, 9	Colored Pencil (E) CP II	27
Nature Illuminated Renee Jorgensen	5 Tuesdays 9 a.m. – noon	Feb. 18, 25, March 3, 10, 17	Mixed media (E) P&I, CM	28
Color Mixing Constance Sayas	5 Tuesdays 1-4 p.m.	Feb. 18, 25, March 3, 17, 24	Techniques (R) Open to All	20
Botany for Botanical Illustrator Mervi Hjelmroos-Koski	6 Wednesdays 9 a.m. – noon	Feb. 19, 26, March 4, 11, 18, 25	Techniques (R) Open to All	18
Botanical Illustration in Pencil II Randy Raak	5 Wednesdays 1-4 p.m.	Feb. 19, 26, March 4, 11, 18	Graphite (R) LoF, BOT, COM, PP	18
Spirals in Nature Marjorie Leggitt	5 Wednesdays 6-9 p.m.	Feb. 19, 26, March 4, 11, 18	Mixed Media (E) P&I, entry level color	25
Botanical Illustration in Colored Pencil I Susan DiMarchi	5 Thursdays 9 a.m. – noon	Feb. 20, 27, March 5, 12, 19	Colored Pencil (R) LoF, CL	20
 Rosemaling in the Os Style Louis Bath	5 Thursdays 1-4 p.m.	Feb. 20, 27, March 5, 12, 19	Oil (E) Please see the catalog	14
Introduction for Botanical Illustration Renee Jorgensen	5 Thursdays 6-9 p.m.	Feb. 20, 27, March 5, 12, 19	Techniques (E) Open to All	17
Winter Sketchbook Randy Raak	Fri, Sat, Sun 9 a.m. – 2:30 p.m.	Feb. 28, 29 March 1	Techniques (E) Open to All	23
Botany for Botanical Illustrator Mervi Hjelmroos-Koski	Fri, Sat, Sun 9 a.m. – 3:30 p.m.	March 6, 7, 8	Techniques (R) Open to All	18
Light on Form Randy Raak	Fri, Sat, Sun 9 a.m. – 2:30 p.m.	March 13, 14, 15	Techniques (R) PI	19
 Blockprint: Birds and Plants Hilary Lorenz	Fri, Sat, Sun 9 a.m. – 4 p.m.	March 20, 21, 22	Techniques (E) Open to All	14
Color Layering for Colored Pencil Susan DiMarchi	Fri, Sat, Sun 9 a.m. – 2:30 p.m.	March 27, 28, 29	Techniques (R) Open to All	20

REGISTER

(REGISTRATION BEGINS DECEMBER 10, 2019, 9 A.M.)





Online: botanicgardens.org | Phone: 720-865-3500

Inquiries and Consultation: 720-865-3670

(NC) Non Credit; (R) Required Course; (E) Elective Course; P: Pencil, P&I: Pen and Ink, LoF: Light on Form, PP: Perfecting Perspective, BOT: Botany, EI: Expressive Ink; ET: Egg Tempera; COM: Composition, CL: Color Layering for Colored Pencil, CP: Colored Pencil; CM: Color Mixing; WC: Water Color

 = Visiting Instructor |  = Distance Learning Option |  = Off-Site




COURSES AT A GLANCE

MARCH – APRIL 2020				
Class/Instructor	Day/Times	Dates	Medium	Page
Old and Original: Focus on Jurassic Flora Marjorie Leggitt	5 Mondays 9 a.m. – noon	March 16, 23, 30, April 6, 13	Ink (E) P&I II	25
Botanical Illustration in Pen and Ink I Marjorie Leggitt	5 Mondays 1-4 p.m.	March 16, 23, 30, April 6, 13	Ink (R) LoF	19
Ferns Uncovered Randy Raak	5 Tuesdays 9 a.m. – noon	March 24, 31, April 14, 21, 28	Graphite (E) P II	25
Botanical Fantasy Footwear Susan DiMarchi	5 Tuesdays 1-4 p.m.	March 31, April 14, 21, 28, May 5 (106)	Colored Pencils (E) CPII	27
Botanical Illustration in Colored Pencil II Susan DiMarchi	5 Tuesdays 6-9 p.m.	March 17, 24, 31, April 7, 14	Colored Pencils (R) CPI, BOT, COM, PP	20
Focus on Foliage Constance Sayas	5 Wednesdays 9 a.m. – noon	March 25, April 1, 15, 22, 29	Watermedia (E) WC I, BOT	30
Botanical Illustration in Watercolor II Constance Sayas	5 Wednesdays 1-4 p.m.	March 25 April 1, 15, 22, 29	Watermedia (R) WCI, BOT, COM, PP	21
Embossed Botanicals Renee Jorgensen	5 Wednesdays 6-9 p.m.	April 22, 29, May 6, 13, 20	Mixed Media (E) Open to All	23
Botanical Illustration in Pencil I Renee Jorgensen	5 Thursdays 9 a.m. – noon	March 26, April 2, 9, 23, 30	Graphite (R) Open to All	18
Botanical Illustration in Pen and Ink II Renee Jorgensen	5 Thursdays 1-4 p.m.	March 26, April 2, 9, 23, 30	Ink (R) P&I I, BOT, COM, PP	19
Light on Form Constance Sayas	5 Thursdays 6-9 p.m.	March 26, April 2, 9, 16, 23	Techniques (R) PI	19
 Spring Flowers in Watercolor Vincent Jeannerot, Lyon, France	Fri, Sat, Sun 9 a.m. – 4 p.m.	April 3, 4, 5	Watercolor (E) Intermediate skills (WCI)	15
 Spring Flowers in Watercolor Vincent Jeannerot, Lyon, France	Tue, Wed, Thu 9 a.m. – 4 p.m.	April 7, 8, 9	Watercolor (E) Intermediate skills (WCI)	15
 2020 Arts & Archives Tour to London, Moscow and Florence (plus Pisa and Milan) April 13-28, 2020				
Botany Spotlight: Ferns Mervi Hjelmroos-Koski	Tuesday 1-4 p.m.	March 10	Techniques (E) BOT	23
Composition for Botanical Illustration Marjorie Leggitt	Fri, Sat, Sun 9 a.m. – 2:30 p.m.	April 10, 11, 12	Techniques (R) Open to All	18
 Botanical Illustration in Pencil II Charlotte Ricker	Fri, Sat 9 a.m. – 2:30 p.m.	April 17, 18	Graphite (R) LoF, BOT, COM, PP	18
Scratching the Surface Randy Raak	Fri, Sat, Sun 9 a.m. – 2:30 p.m.	April 24, 25, 26	Ink (E) P&I I, Entry level color	23

(NC) Non Credit; (R) Required Course; (E) Elective Course; P: Pencil, P&I: Pen and Ink, LoF: Light on Form, PP: Perfecting Perspective, BOT: Botany, EI: Expressive Ink; ET: Egg Tempera; COM: Composition, CL: Color Layering for Colored Pencil, CP: Colored Pencil; CM: Color Mixing; WC: Water Color

 = Visiting Instructor |  = Distance Learning Option |  = Off-Site


COURSES AT A GLANCE

MAY– JUNE 2020 (105)				
Class/Instructor	Day/Times	Dates	Medium	Page
Improve Your Handwriting Renee Jorgensen	5 Wednesdays 9 a.m. – noon	Apr 20, 27, May 4, 11, 18	Techniques (E) Open to All	22
Textures in Colored Pencils on Mylar Susan DiMarchi	5 Mondays 1-4 p.m.	April 20, 27, May 4, 11, 18	Techniques (E) P&I I, CP I	24
From Seed to Plant Susan DiMarchi	5 Mondays 6-9 p.m.	April 27, May 4, 11, 18, June 1	CP & Graphite (E) CP I	26
Explore the Galleries and Living Collections (Charcoal) Meredith Feniak	5 Tuesdays 9 a.m. – noon	May 12, 19, 26, June 2, 9	Techniques (E) Open to All	24
Birds in Graphite and Color Randy Raak	6 Tuesdays 1-4 p.m.	May 19, 26 (Zoo) June 2, 9, 16, 23	Techniques (E) Open to All	26
Conifer Cones, Textures and Tones in Carbon Dust Randy Raak	5 Thursdays 9 a.m. – noon	May 21, 28, June 4, 11, 18	Graphite (E) P II	25
Sacred Doorways: Byzantine Iconography Laurence Pierson	5 Thursdays 1-4 p.m.	May 21, 28, June 4, 11, 18	Techniques (E) Open to All	22
 Focus on Natural Forms: Feathers and Bark Ann Swan, U.K.	Fri, Sat, Sun 9 a.m. – 4 p.m.	May 1, 2, 3	Graphite and CP (E) Please see the catalog	15
 Complex Color Layering: It's All in the Planning Ann Swan, U.K.	Tue, Wed, Thu 9 a.m. – 4 p.m.	May 5, 6, 7	Colored Pencil (E) Please see the catalog	15
Botanical Illustration in Pencil I Charlotte Ricker	Fri, Sat, Sun 9 a.m. – 2:30 p.m.	May 8, 9, 10	Techniques (E) Open to All	18
 May Flowers in the Chinese Way Sally Yu Leung	Fri, Sat, Sun 9 a.m. – 4 p.m.	May 15, 16, 17	Techniques (E) Open to All	16
Perfecting Perspective Marjorie Leggitt	Fri, Sat, Sun 9 a.m. – 2:30 p.m.	May 22, 23, 24	Techniques (R) LoF	19
Color Layering for Colored Pencil Susan DiMarchi	Fri, Sat, Sun 9 a.m. – 2:30 p.m.	June 5, 6, 7	Techniques (R) Open to All	20



Ann Swan, Colored Pencil

COURSES AT A GLANCE



MAY– JUNE 2020 (106)				
Class/Instructor	Day/Times	Dates	Medium	Page
OPEN STUDIO Instructor varies	Monday 9 a.m. – noon	May 4, 11	Open to All	21
Botanical Illustration in Watercolor I Laurence Pierson	5 Tuesdays 9 a.m. – noon	April 28, May 5, 12, 19, 26	Watermedia (R) CM, LoF	21
Spines and Shadows: The Magic is in the Perspective Marjorie Leggitt	5 Tuesdays 1-4 p.m.	May 5, 12, 19, 26, June 2	Mixed Media (E) CL, CM, PP	29
Spring Lilies in Acrylics Marjorie Leggitt	5 Tuesdays 6-9 p.m.	May 5, 12, 19, 26, June 2	Watermedia (E) WCI, COM, PP, BOT	29
The Skin of Trees: Expressive Ink Textures in Bark on Mylar Susan DiMarchi	5 Wednesdays 9 a.m. – noon	May 13, 20, 27, June 3, 10	Colored Pencil (E) CPI, COM	27
Botanical Illustration in Colored Pencil I Susan DiMarchi	5 Wednesdays 1-4 p.m.	May 6, 13, 20, 27, June 3	Colored pencil (R) CL, LoF	20
Spring Bouquet with Graphite and Watercolor Laurence Pierson	5 Thursdays 9 a.m. – noon	May 7, 14, 21, 28, June 4	Mixed media (E) WCI	29
Mostly for Teens: Make a Classic Leather Journal Mervi Hjelmroos-Koski	5 Thursdays 1-4 p.m.	June 11, 18	Techniques (NC) Open to All	22
Introduction to Botanical Illustration Renee Jorgensen	5 Fridays 9 a.m. – noon	May 1, 8, 22, 29, June 5	Graphite and CP (E) Intermediate skills (CPI)	17
 Anatomy for Illustrators David Clarke, Fairfax, VA	Fri, Sat, Sun 9 a.m. – 4 p.m.	May 15, 16, 17	Techniques (E) Open to All	16
The Kiss: Klimt's Masterpiece Meredith Feniak	Fri, Sat, Sun 9 a.m. – 2:30 p.m.	June 19, 20, 21	Techniques (E) Entry Level Color Media	24
Composing Digitally Randy Raak	Fri, Sat, Sun 9 a.m. – 2:30 p.m.	June 26, 27, 28	Techniques (E) Open to All	22
Forgotten Legacy: Colorado's Lost Apples II Randy Raak	Tuesday 9 a.m. – 2:30 p.m.	June 30	Mixed Media (E) Please see the catalog	28




Vincent Jeannerot, Watercolor

(NC) Non Credit; (R) Required Course; (E) Elective Course; P: Pencil, P&I: Pen and Ink, LoF: Light on Form, PP: Perfecting Perspective, BOT: Botany, EI: Expressive Ink; ET: Egg Tempera; COM: Composition, CL: Color Layering for Colored Pencil, CP: Colored Pencil; CM: Color Mixing; WC: Water Color

COURSES AT A GLANCE

JUNE – JULY 2020 (105)				
Class/Instructor	Day/Times	Dates	Medium	Page
OPEN STUDIO Instructor varies	Monday 9 a.m. – noon	June 1, 8, 22	Open to All	21
Botanical Illustration in Colored Pencil II Susan DiMarchi	5 Mondays 1-4 p.m.	June 1, 8, 15, 22, 29	Colored Pencil (R) CPI, BOT, COM, PP	20
The Magic of Moths in Ink and Color Susan DiMarchi	5 Mondays 6-9 p.m.	June 8, 15, 22, 29, July 6	Mixed media (E) See the catalog	27
Light on Form Laurence Pierson	5 Tuesdays 9 a.m. – noon	June 9, 16, 23, 30, July 7	Techniques (R) PI	19
Color Mixing Constance Sayas	5 Wednesdays 9 a.m. – noon	June 3, 10, 17, 24, July 1	Techniques (R) Open to All	20
Roses in Reality Constance Sayas	5 Wednesdays 1-4 p.m.	June 3, 10, 17, 24, July 1	Watermedia (E) WCII	30
Botanical Illustration in Pencil I Laurence Pierson	5 Wednesdays 6-9 p.m.	May 27 June 3, 10, 17, 24	Graphite (R) Open to All	18
Wall as Canvas: Painting Murals Meredith Feniak	2 Thursdays 9 a.m. – 2:30 p.m. Fri, Sat, Sun 9 a.m. – 2:30 p.m.	June 25, July 2, July 10, 11, 12	Techniques (E) Open to All	24
Botany for Botanical Illustrator Mervi Hjelmroos-Koski	6 Thursdays 6-9 p.m.	May 28, June 4, 11, June 18, 25, July 9	Techniques (R) Open to All	18
Light on Form Charlotte Ricker	Fri, Sat, Sun 9 a.m. – 2:30 p.m.	June 12, 13, 14	Techniques (R) PI	19
 Botanical Illustration in Pen and Ink I Marjorie Leggett	Fri, Sat 9 a.m. – 2:30 p.m.	June 19, 20	Ink (R) LoF	19
 Botanical Illustration in Watercolor II Constance Sayas	Fri, Sat 9 a.m. – 2:30 p.m.	June 26, 27	Watermedia (R) WCI, BOT, COM, PP	21

JUNE – JULY 2020 (106)				
Class/Instructor	Day/Times	Dates	Medium	Page
 Foundational Certificate BLOCK I – On Site		July 6-17		21
Botanical Illustration in Pencil I Constance Sayas	Mon, Tues 9 a.m. – 4 p.m.	July 6, 7	Graphite	21
Light on Form Randy Raak	Wed, Thurs 9 a.m. – 4 p.m.	July 8, 9	Techniques	21
Foundations for Botanical Rendering (Botanical Illustration in Pen and Ink I) Charlotte Ricker	Fri, Sat 9 a.m. – 4 p.m.	July 10, 11	Pen and Ink	21
Color Layering for Colored Pencil Susan DiMarchi	Mon, Tues 9 a.m. – 4 p.m.	July 13, 14	Colored Pencil	21
Color Mixing Constance Sayas	Wed, Thurs 9 a.m. – 4 p.m.	July 15, 16	Watercolor	21
Deep-Dive Day Mervi Hjelmroos-Koski	Friday 9 a.m. – 2:30 p.m.	July 17	Techniques	21

(NC) Non Credit; (R) Required Course; (E) Elective Course; P: Pencil, P&I: Pen and Ink, LoF: Light on Form, PP: Perfecting Perspective, BOT: Botany, El: Expressive Ink; ET: Egg Tempera; COM: Composition, CL: Color Layering for Colored Pencil, CP: Colored Pencil; CM: Color Mixing; WC: Water Color

 = Visiting Instructor |  = Distance Learning Option |  = Off-Site

 **HILARY LORENZ**, Brooklyn, NY and Abiquiu, NM

Celebrating the Month of Printing 2020: **Blockprint: Birds and Plants with Hilary Lorenz**

Linoleum block printmaking offers an engaging process to make unique and editioned prints of your illustrations. Learn how to transfer your drawing onto the block, carve and print on the press using a variety of papers and techniques. You will learn how to create textures, mix color and use the collage technique of chine-collé. **Fee:** \$370 member, \$410 non-member.
No prerequisites.


DATES & TIMES: Fri-Sun, March 20-22, 9 a.m. – 4 p.m.

INSTRUCTOR: Hilary Lorenz, Brooklyn, NY and Abiquiu, NM



Hilary Lorenz

Hilary Lorenz is a Brooklyn-based artist who makes large-scale printed and cut paper installations to explore her relationship with the natural world. Lorenz is the founder of the Moth Migration Project. She is currently artist-in-residence at Lower Manhattan Cultural Council's Arts Center, Governors Island, NY. Lorenz holds an MFA from the University of Iowa and is a professor at Long Island University - Brooklyn.

 **LOUISE BATH**, Colorado



Louise Bath

Rosemaling in the Os Style

Although folk art flourished throughout Europe in the 18th and 19th centuries, it achieved its highest level of creativeness in the remote valleys of Norway from 1750 on. From its origins in the Telemark and Hallingdal, regional styles developed as generations of itinerant painters spread their trade westward to the fjord districts. Latest to develop was folk art in the area south of Bergen known as Os. This style features bright, colorful flowers painted on cupboards, trunks, beds and smaller traditional baskets and boxes. During this class you will create an Os design on a small box using typical flower motifs and a colorful palette. These designs are especially attractive to the modern eye. You will also learn about the traditional Norwegian rosemaling styles and how interest in this vigorous art form continues to the modern era. **Fee:** \$295 member, \$355 non-member (Box and paints included).

Prerequisites: Botanical Illustration in Watercolor I or equivalent.

DATES & TIMES: Thu, Feb. 20, 27, March 5, 12, 19, 1-4 p.m.

INSTRUCTOR: Louise Bath, Colorado

Louise Bath has been studying the Norwegian art form of rosemaling for 30 years. In 2017, she was awarded a Gold Medal in Rosemaling from Vesterheim, the Norwegian American Museum in Decorah, Iowa. That same year she graduated with a certificate in botanical art and illustration from the Denver Botanic Gardens program. She now teaches rosemaling in Colorado and across the United States. Three trips to Norway in 2013, 2016 and 2018 have given her a wealth of rosemaling knowledge and ideas.

VINCENT JEANNEROT, Lyon, France

Spring Flowers in Watercolor with Vincent Jeannerot

This intense three-day watercolor master workshop focuses on spring flowers. Vincent will specifically concentrate on composition, how to approach the green and brown nuances in bright but delicate spring colors and how to tackle the shadows. The workshop will conclude with specific finishing approaches. Individual guidance and demonstrations throughout the workshop will help you to complete your plate. **Fee:** \$365 member, \$410 non-member. **Prerequisite:** Botanical Illustration in Watercolor I or intermediate skills in watercolor. *Note: Choose one session only.*

DATES & TIMES: Fri-Sun, April 3-5, 9 a.m. – 4 p.m.

DATES & TIMES: Tue-Thu, April 7-9, 9 a.m. – 4 p.m.

INSTRUCTOR: Vincent Jeannerot, Lyon, France

Vincent Jeannerot is an internationally represented botanical artist. In addition to several French exhibitions, he has exhibited in London, Melbourne, Moscow, Seoul and Florence. He is a much sought-after botanical art instructor and has taught workshops in the United States, New Zealand, Italy, Japan, Latvia and South Korea. His gallery, Aquarelles Botaniques, is located in Lyon, France.



Vincent Jeannerot

ANN SWAN, U.K.



Ann Swan

Focus on Natural Forms: Feathers, Bark

Explore ways to create finely fashioned feathers and textured tactile bark. Ann will demonstrate the techniques she uses such as underpainting, resist and embossing to build up textured layers and capture the exquisite detail of feathers and bark. In this class you will use both graphite and colored pencils. **Fee:** \$365 member, \$415 non-member. **Prerequisite:** Botanical Illustration in Colored Pencil I or intermediate skills in graphite and colored pencils.

DATES & TIMES: Fri-Sun, May 1-3, 9 a.m. – 4 p.m.

INSTRUCTOR: Ann Swan, UK

Complex Color Layering: It's All in the Planning

Say good-bye to muddy tones and learn how to choose the correct colors for layering and shading without losing the brilliance of the specimen's true color. Create deep, vivid but clean colors without compromising the form of the plant. Learn in which order to apply techniques such as resist, underpainting and embossing to build up pattern, fine detail and texture. Discover how to deconstruct your plant material and plan your approach to your finished colored pencil work. Using the techniques demonstrated, you will be able to tackle multiple colored and textured plant material

with confidence. **Fee:** \$365 member, \$415 non-member. **Prerequisite:** Botanical Illustration in Colored Pencil I or intermediate skills in colored pencils.

DATES & TIMES: Tue-Thu, May 5-7, 9 a.m. – 4 p.m.

INSTRUCTOR: Ann Swan, UK

Ann Swan is one of the United Kingdom's leading botanical artists working in pencil and colored pencil. She is well known for her fine detail, vibrant color and strong contemporary style. Awarded four Gold Medals from the Royal Horticultural Society, her work is represented in the prestigious Shirley Sherwood Collection and the RHS Lindley Library. She is an enthusiastic and nurturing teacher who runs regular workshops from her studio in Wiltshire and worldwide, this year visiting Spain, France, Italy and the United States. Her book "Botanical Painting with Coloured Pencils" is a leader in its field.

VISITING INSTRUCTOR WORKSHOPS

 **SALLY YU LEUNG, San Francisco, CA**

May Flowers in the Chinese Way

Chinese flower painting is not so much about botanical specimens as it is a poetic expression of the beauties of nature. In this workshop, students will learn to paint roses and tiger lilies by employing two types of Chinese brushwork: baimiao (the outline method), which captures the details that characterize the gorgeous flowers, and mogu (the boneless technique), which emphasizes speed and energy with splashed ink and colors on absorbent paper. Students will also explore a number of Chinese characters that will make up interesting sayings to go with their rose and tiger lily paintings. Writing Chinese characters and painting not only give insight into Chinese culture but can also be a relaxing and meditative practice for people of all ages. **Fee:** \$365 member, \$415 non-member. **No prerequisites.**

DATES & TIMES: Fri-Sun, May 15-17, 9 a.m. – 4 p.m.

INSTRUCTOR: Sally Yu Leung, San Francisco, CA

Sally Yu Leung Leung is an independent researcher and curator of Chinese decorative arts, collector and the founder of the James Cahill Asian Art Study Center at the Berkeley Art Museum and Pacific Film Archive. She has been a teacher of Chinese calligraphy and brush-painting at Pixar Animation Studios since 2000, as well as guest instructor for Denver Botanic Gardens since 2008.



Sally Yu Leung

 **DAVID CLARKE, Fairfax, VA**



David Clarke

Anatomy for Illustrators (106)

Anatomical illustration has informed science throughout the centuries, and it is one of the most traditional art forms for mastering drawing and painting. Improve your anatomy skills in this three-day workshop that helps you understand the human body and draw accurate proportions, especially for hands, feet and head. You will study and correct common errors of proportion and location of different anatomic parts. You will learn about the skeleton, joints and muscles and how to depict them correctly. Finally, you will learn about movement, foreshortening and form. If time allows, the class will also briefly touch the animal anatomy (horses, bovids, cats and dogs). **Fee:** \$365 member, \$415 non-member. **Prerequisite:** Light on Form.

DATES & TIMES: Fri-Sun, May 15-17, 9 a.m. – 4 p.m.

INSTRUCTOR: David Clarke, Fairfax, VA

David Clarke's work has ranged from children's books to storyboarding for advertising agencies. Nowadays, he spends his days creating illustrations and animation for online classrooms at the University of Maryland and his night hours drawing the darker corners of his imagination. He is also working on "Off the Map," a graphic novel about James Cook, Joseph Banks and their trip to explore the South Pacific.

SAVE THE
DATE:

Isik Güner
November 9-13,
2020



Isik Güner

Virtual Teaching

Format

1. The program begins with an introduction to drawing techniques.
2. Students learn about the applications of observational drawing in scientific studies.
3. Students have time to practice observational drawings.
4. Time is allowed for questions and answers.

Objectives

- Increase accuracy of student drawings for note-taking and projects
- Improve observational skills
- Deepen understanding of structure and function
- Help more effectively communicate scientific findings
- For school groups, highlight information important in the science curriculum

Drawing Techniques for Scientific Studies (Grades 6-12)

The scientific illustration techniques introduced in this virtual program will increase students' drawing accuracy for note-taking and projects. Making more accurate illustrations improves observational skills, helps students' understanding and can easily highlight information important in the science curriculum. Subject matter can be tailored to fit your class needs. Available on request during the school year. For more information, contact sbai@botanicgardens.org.

Duration: 1 hour. **Fee:** \$75. **No prerequisites.**


INSTRUCTOR: Meredith Feniak

This Is How We Do It! - Introduction to Botanical Illustration One on One

Whether you have no experience with drawing or have forgotten what you learned way back when, this overview is the class for you. You will learn scientific illustration techniques so you can draw what you see. Learn about contour drawing, foreshortening, positive/negative space and value to help you build a foundation and give you the confidence to enter the world of botanical illustration. Available on request. For more information, contact sbai@botanicgardens.org. **Duration:** 1.5 hours. **Fee:** \$150/one-on-one session (\$120/session for groups of 2-6). **No prerequisites.**

INSTRUCTOR: Meredith Feniak

INTRODUCTORY COURSE



Renee Jorgensen

Introduction to Botanical Illustration

Start at the beginning. Whether you've had no experience with drawing or have forgotten what you learned way back when, this is the class for you. Learn drawing basics step by step in this gently paced course.

Carefully explained demonstrations, simple exercises and helpful critiques will show you how to draw what you see. Build your drawing skills to enter the School of Botanical Art and Illustration with confidence. **Fee:** \$265 member, \$315 non-member. **No prerequisites.** Note: If you have had some drawing experience, please go directly to Botanical Illustration in Pencil I.

DATES & TIMES: Thu, Feb. 20, 27, March 5, 12, 19, 6-9 p.m.

DATES & TIMES: Fri, May 1, 8, 22, 29, June 5, 9 a.m. – noon (106)

INSTRUCTOR: Renee Jorgensen

REQUIRED COURSES

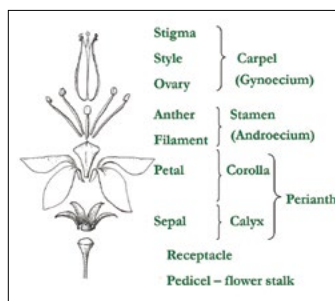
Portfolio Preparation Course

Upon completion of all course work (all required courses and a minimum of 100 elective hours), students may express their interest in applying for portfolio review and certification by requesting a transcript from the school manager and registering for the Portfolio Preparation Course by January 5, 2020. **Fee:** \$265 (includes the course, individual consultation with the instructors and external portfolio review). The Portfolio Preparation Course is mandatory for graduation. In winter/spring 2020, the Portfolio Preparation Course is offered at two different times. Candidates must choose one:

DATES & TIMES: Fri, Jan. 17, 9 a.m. – 4 p.m.

DATES & TIMES: Sat, Jan. 18, 9 a.m. – 4 p.m.

INSTRUCTOR: Mervi Hjelmroos-Koski



Mervi Hjelmroos-Koski

Botany for the Botanical Illustrator

What is the difference between a carpel and a pistil? Where can I find the stamen? The science of the subjects you draw determines what you see! Put away your pencils for this enlightening lab class designed specifically for students of botanical illustration.

Take a close look at plant anatomy and learn to recognize botanical details that will make your drawings more accurate and realistic. Learn plant morphology through detailed instruction and supporting visuals. Your botanical art will improve when you understand the subjects. **Fee:** \$315 member, \$370 non-member (18 hours). **No prerequisites.**

DATES & TIMES: Wed, Feb. 19, 26, March 4, 11, 18, 25, 9 a.m. – noon

DATES & TIMES: Fri-Sun, March 6-8, 9 a.m. – 3:30 p.m.

DATES & TIMES: Thu, May 28, June 4, 11, 18, 25, July 9, 6-9 p.m.

INSTRUCTOR: Mervi Hjelmroos-Koski

Composition for Botanical Illustration

The arrangement of line, shape and color in artwork is itself an art form. The difference between a pleasant picture and amazing artwork is often found in composition. This course begins with a study of recognized masters and contemporary illustrators. Learn how to use compositional elements and principles in your botanical illustration. Create your own thumbnail compositions and develop insight and expertise to enhance your future illustrations. **Fee:** \$210 member, \$310 non-member. **No prerequisites.**

DATES & TIMES: Mon, Jan. 13, 20, 27, Feb. 10, 17, 1-4 p.m.

DATES & TIMES: Fri-Sun, April 10-12, 9 a.m. – 2:30 p.m.

INSTRUCTOR: Marjorie Leggitt



Natalia Alarik

Botanical Illustration in Pencil I

Learn to draw! Begin with an overview of the specific elements of botanical illustration. Learn the skills of careful observation and realistic drawing in graphite pencil, including line drawing, shading and perspective. Step-by-step added techniques help you render accurate perspective, texture and detail. This is the entry course for every program student and a prerequisite for all required courses to follow. You'll emerge from

this class with the tools you need to draw anything. **Fee:** \$285 member, \$335 non-member. **No prerequisites.**

DATES & TIMES: Tue, Jan. 14, 21, 28, Feb. 4, 11, 1-4 p.m.

INSTRUCTOR: Laurence Pierson

DATES & TIMES: Fri-Sun, Feb. 14-16, 9 a.m. – 2:30 p.m.

INSTRUCTOR: Charlotte Ricker

DATES & TIMES: Thu, March 26, April 2, 9, 23, 30, 9 a.m. – noon

INSTRUCTOR: Renee Jorgensen

DATES & TIMES: Fri-Sun, May 8-10, 9 a.m. – 2:30 p.m. (105)

INSTRUCTOR: Charlotte Ricker

DATES & TIMES: Wed, May 27, June 3, 10, 17, 24, 6-9 p.m. (105)

INSTRUCTOR: Laurence Pierson



Phillip Potter

Botanical Illustration in Pencil II

Simple and classic, pencil drawing is a timeless art form. Expand on the drawing skills you learned in Botanical Illustration in Pencil I as you reinforce and refine your knowledge of graphite pencil. Learn additional techniques for shading, texture, perspective, depth and composition. A good drawing is the basis of botanical illustration in any medium.

Group instruction and individual attention are tailored to help you complete a botanical plate in this subtle and striking medium. **Fee:** \$260 member, \$310 non-member. **Prerequisites:** Light on Form, Botany for the Botanical Illustrator, Composition for Botanical Illustration, Perfecting Perspective.

DATES & TIMES: Wed, Feb. 19, 26, March 4, 11, 18, 1-4 p.m.

INSTRUCTOR: Randy Raak

ONLINE WITH ON-SITE COMPONENT

Fee: \$310 member, \$405 non-member.

IN-CLASS SESSIONS: Fri-Sat, April 17-18, 9 a.m. – 2:30 p.m.

All assignments are to be completed no later than May 15, 2020.

INSTRUCTOR: Charlotte Ricker

2020 WINTER/SPRING COURSES



Lesley McGregory

Light on Form

Take your drawings from flat to fabulous. The secret to portraying light and shadow on your subjects lies in understanding the scientific method of lighting as it applies to different forms. Beginning with basic geometric shapes, refine your skills in showing light and volume on

any subject. The class will work entirely in graphite pencil, but the principles apply to all other media. As you progress from fruits and vegetables to leaves and flowers to entire plants with complex shapes, you will overcome the obstacles in creating three-dimensional drawings. **Fee:** \$260 member, \$310 non-member. **Prerequisite:** Botanical Illustration in Pencil I.

DATES & TIMES: Tue, Jan. 14, 21, 28, Feb. 4, 11, 9 a.m. – noon
INSTRUCTOR: Constance Sayas

DATES & TIMES: Fri-Sun, March 13-15, 9 a.m. – 2:30 p.m.
INSTRUCTOR: Randy Raak

DATES & TIMES: Thu, March 26, April 2, 9, 16, 23, 6-9 p.m.
INSTRUCTOR: Constance Sayas

DATES & TIMES: Tue, June 9, 16, 23, 30, July 7, 9 a.m. – noon (105)
INSTRUCTOR: Laurence Pierson

DATES & TIMES: Fri-Sun, June 12-14, 9 a.m. – 2:30 p.m. (105)
INSTRUCTOR: Charlotte Ricker



Nicky Cerasoli

Perfecting Perspective

Do you shy away from complicated plants? Even experienced illustrators sometimes struggle with foreshortening and simplify their subjects to eliminate difficult elements. Work with botanical subjects that demonstrate each aspect of perspective and learn techniques for seeing and depicting

perspective accurately. The class will work entirely in graphite pencil, but the principles apply to all art media. Gain confidence in your drafting skills and improve your drawings from this class forward. **Fee:** \$265 member, \$315 non-member. **Prerequisite:** Light on Form.

DATES & TIMES: Mon, Jan. 13, 20, 27, Feb. 10, 17, 9 a.m. – noon
INSTRUCTOR: Marjorie Leggitt

DATES & TIMES: Fri-Sun, May 22-24, 9 a.m. – 2:30 p.m. (105)
INSTRUCTOR: Marjorie Leggitt



Leslie Brinson

Botanical Illustration in Pen and Ink I

Pen and ink is at the heart of botanical illustration. Expand your drawing repertoire as you learn techniques to create line, form and texture in black and white. "Expressive line" and "stipple" become part of your artistic vocabulary as you practice this traditional medium with modern and versatile technical pens. Step-by-step instruction, demonstration and practice will give you the foundation

you need to draw any botanical subject accurately and skillfully. **Fee:** \$260 member, \$310 non-member. **Prerequisite:** Light on Form.

DATES & TIMES: Thu, Jan. 16, 23, 30, Feb. 6, 13, 9 a.m. – noon
INSTRUCTOR: Renee Jorgensen

DATES & TIMES: Mon, March 16, 23, 30, April 6, 13, 1-4 p.m.
INSTRUCTOR: Marjorie Leggitt

ONLINE WITH ON-SITE COMPONENT

Fee: \$310 member, \$405 non-member.

IN-CLASS SESSIONS: Fri-Sat, June 19-20, 9 a.m. – 2:30 p.m.
All assignments are to be completed no later than July 20, 2020.
INSTRUCTOR: Marjorie Leggitt



Kelly Belanger

Botanical Illustration in Pen and Ink II


Take your pen and ink skills to a new level of sophistication. Explore the Gardens' limitless world of color, texture and complex botany and incorporate this information into black-and-white illustrations. Working with both technical pen and traditional quill, learn advanced techniques to make strokes mimic the

fuzz on a fern, the down in a milkweed pod or the mottled colors of a variegated begonia. Learn how to layer and manipulate lines and stipples to develop a full range of value, texture and atmospheric perspective. Pen techniques take on new meaning as you flesh out the final inked illustration of a plant of your choice.

Fee: \$275 member, \$325 non-member. **Prerequisites:** Botanical Illustration in Pen and Ink I, Perfecting Perspective, Botany for the Botanical Illustrator, Composition for Botanical Illustration.

DATES & TIMES: Thu, March 26, April 2, 9, 23, 30, 1-4 p.m.
INSTRUCTOR: Renee Jorgensen

2020 WINTER/SPRING COURSES



Susan Rubin

Color Layering for Colored Pencil

Colored pencil presents a special challenge: mixing color directly on your drawing! Learn to use a simple color-mixing method adapted to the application of colored pencils. Two-, three- and four-color mixing will get you

to the gorgeous greens, radiant reds and luscious lilacs you've been missing. Learn to determine shadow colors for vibrant results. Practice color matching with a variety of plant material as you create your own extensive color workbook to speed color selection and application for all future colored pencil drawings.

Fee: \$370 member, \$420 non-member. Fee includes supplies (specified in the supply list). **No prerequisites.**

DATES & TIMES: Fri-Sun, Jan. 24-26, 9 a.m. – 2:30 p.m.

INSTRUCTOR: Susan DiMarchi

DATES & TIMES: Fri-Sun, March 27-29, 9 a.m. – 2:30 p.m.

INSTRUCTOR: Susan DiMarchi

DATES & TIMES: Fri-Sun, June 5-7, 9 a.m. – 2:30 p.m. (105)

INSTRUCTOR: Susan DiMarchi



L. Brinton

Botanical Illustration in Colored Pencil I

You've learned to layer colored pencil; now learn techniques to draw effectively in this medium. Apply your drawing skills and learn new methods specific to colored pencils. Techniques include layering, building and burnishing in color. This versatile, portable medium is perfect for sketching on location

as well as producing studio pieces. Learn through instruction, demonstration and practice on small studies of botanical subjects. You'll be ready to produce a finished plate in Botanical Illustration in Colored Pencil II. **Fee:** \$265 member, \$315 non-member.

Prerequisites: Light on Form, Color Layering for Colored Pencil.

DATES & TIMES: Thu, Feb. 20, 27, March 5, 12, 19,
9 a.m. – noon

INSTRUCTOR: Susan DiMarchi

DATES & TIMES: Wed, May 6, 13, 20, 27, June 3,
1-4 p.m. (106)

INSTRUCTOR: Susan DiMarchi



Kelly Belanger

Botanical Illustration in Colored Pencil II

Take your colored pencil skills to the next level and become proficient in this fun, versatile medium. Work through a step-by-step process to create a preparatory layered drawing. Learn techniques to create texture, detail

and depth to enhance your subject. Experiment with different surfaces and solvents for blending and shading. Add depth with atmospheric perspective and learn finishing techniques that will make your drawings pop. Individual attention will guide you to create a finished botanical plate. **Fee:** \$265 member, \$315 non-member. **Prerequisites:** Botanical Illustration in Colored Pencil I, Botany for the Botanical Illustrator, Composition for Botanical Illustration, Perfecting Perspective.

DATES & TIMES: Tue, March 17, 24, 31, April 7, 14, 6-9 p.m.

INSTRUCTOR: Susan DiMarchi

DATES & TIMES: Mon, June 1, 8, 15, 22, 29, 1-4 p.m.

INSTRUCTOR: Susan DiMarchi



Ellen Bell

Color Mixing

The first step to watercolor painting is mixing colors. Learn a system for combining colors consistently to eliminate frustrating trial and error. Exercises, demonstrations and discussion will show you how to achieve the broadest possible spectrum. Learn about paint properties and important information about choosing pigments.

Practice mixing colors to match a variety of plant material. You'll gain confidence and skills to improve your color work. **Fee:** \$265 member, \$315 non-member. **No prerequisites.**

ONLINE WITH ON-SITE COMPONENT

Fee: \$310 member, \$405 non-member.

IN-CLASS SESSIONS: Fri-Sat, Jan. 31 – Feb. 1, 9 a.m. – 2:30 p.m.
All assignments are to be completed no later than March 4, 2020.

INSTRUCTOR: Constance Sayas


DATES & TIMES: Tue, Feb. 18, 25, March 3, 17, 24, 1-4 p.m.

INSTRUCTOR: Constance Sayas

DATES & TIMES: Wed, June 3, 10, 17, 24, July 1, 9 a.m. – noon

INSTRUCTOR: Constance Sayas

2020 WINTER/SPRING COURSES



Yoshiko Metz

Botanical Illustration in Watercolor I

Become part of the watercolor botanical tradition. Combine drawing skills and your knowledge of color mixing as you discover the delight of putting brush to paper to learn the specific techniques of transparent watercolor. Instruction, demonstration and practical exercises will guide you through a variety of watercolor techniques: flat and graded washes, highlights and drybrush

detail. Learn to build washes for depth of tone and shading, and how to create soft and hard edges. With these foundational skills, you'll be ready to create a finished plate in Botanical Illustration in Watercolor II. **Fee:** \$285 member, \$335 non-member. **Prerequisites:** Light on Form, Color Mixing.

DATES & TIMES: Fri-Sun, Feb. 21-23, 9 a.m. – 2:30 p.m.

INSTRUCTOR: Constance Sayas

DATES & TIMES: Tue, April 28, May 5, 12, 19, 26, 9 a.m. – noon (106)

INSTRUCTOR: Laurence Pierson



Pauline Edwards

Botanical Illustration in Watercolor II

Watercolor basics got you started; now develop your confidence as you work toward completing a finished plate from a live specimen in this most traditional of botanical media. The emphasis here is on bringing it all together. Learn and refine additional techniques through instruction, demonstration and practice, with special attention given to layering, shading and building form. Discover brush techniques and

colors that enhance perspective and depth. Follow painting steps through completion, from broad washes to final detail. Learn how to fix mistakes and understand why watercolor is a forgiving medium. **Fee:** \$265 member, \$315 non-member.

Prerequisites: Botanical Illustration in Watercolor I, Botany for the Botanical Illustrator, Composition for Botanical Illustration, Perfecting Perspective.

DATES & TIMES: Wed, March 25, April 1, 15, 22, 29, 1-4 p.m.

INSTRUCTOR: Constance Sayas

ONLINE WITH ON-SITE COMPONENT

Fee: \$310 member, \$405 non-member

IN-CLASS SESSIONS: Fri-Sat, June 26-27, 9 a.m. – 2:30 p.m.

All assignments are to be completed no later than July 27, 2020.

INSTRUCTOR: Constance Sayas

Intensive Foundational Certificate Block I – On-Site

1. Botanical Illustration in Pencil I

DATES & TIMES: Mon-Tue, July 6-7, 9 a.m. – 4 p.m.

INSTRUCTOR: Constance Sayas

2. Light on Form

DATES & TIMES: Wed-Thu, July 8-9, 9 a.m. – 4 p.m.

INSTRUCTOR: Randy Raak

3. Foundations for Botanical Rendering (Botanical Illustration in Pen and Ink I)

DATES & TIMES: Fri-Sat, July 10-11, 9 a.m. – 4 p.m.

INSTRUCTOR: Charlotte Ricker

4. Color Layering for Colored Pencil

DATES & TIMES: Mon-Tue, July 13-14, 9 a.m. – 4 p.m.

INSTRUCTOR: Susan DiMarchi

5. Color Mixing

DATES & TIMES: Wed-Thu, July 15-16, 9 a.m. – 4 p.m.

INSTRUCTOR: Constance Sayas

6. Deep-Dive Day

DATES & TIMES: Fri, July 17, 9 a.m. – 2:30 p.m.

INSTRUCTOR: Mervi Hjelmroos-Koski

Fee: \$1,800, including materials listed in the supply lists. (Please see course descriptions above for the regular on-site classes and the refund and cancellation policy on page 6.)

ELECTIVE COURSES

OPEN STUDIO

Open Studio is for anyone who wants to experience a creative and supportive environment without attending a structured workshop. You can work on your own projects during open hours, at your own pace. A tutor is available for help and advice (10 a.m. – noon), but there will be no formal teaching. The tutor will help you get started on a project or advise how to add the finishing touches. Attending the Open Studio is ideal for anyone who wants to advance his/her personal projects (or ideas) or needs to refresh his/her knowledge of any media. **Fee:** \$35/session member, \$45/session non-member. **Pre-registration required.**

TIME: 9 a.m. – noon

DATE: Mon, Feb. 3

DATE: Mon, May 4

DATE: Mon, May 11

DATE: Mon, June 1

DATE: Mon, June 8

DATE: Mon, June 22

INSTRUCTOR: Susan DiMarchi

INSTRUCTOR: Renee Jorgensen

INSTRUCTOR: Marjorie Leggitt

INSTRUCTOR: Renee Jorgensen

INSTRUCTOR: Constance Sayas

INSTRUCTOR: Renee Jorgensen



Laurence Pierson

Sacred Doorways: Byzantine Iconography (105)

More than a decorative element, color plays a very important role in Byzantine iconography, which is one of the oldest art forms to survive unchanged for the past 2,000 years. Students are introduced to both the practical and the theoretical part of the iconographic tradition (iconology). You'll use natural materials:

wood panels gessoed with naturally ground, genuine gold leaf and egg tempera made from natural pigments. You'll learn the language of light, color, image and symbol, with the iconic symbolism explained alongside the technical instruction. **Fee:** \$265 member, \$315 non-member. **Prerequisite:** Open for beginners as well as more experienced icon painters.

DATES & TIMES: Thu, May 21, 28, June 4, 11, 18, 1-4 p.m.

INSTRUCTOR: Laurence Pierson


Laurence Pierson has over 25 years of experience in icon painting. She studied iconography at the Louvre, Paris, under a Lebanese master. Later, she studied with a Greek and a Chilean iconographer, and thus was exposed to different schools and different techniques while refining her own approach. Laurence has taught in France and Ireland, and since 2010, in Denver.

Composing Digitally (106)

When someone asks you to send a JPEG image at 300 DPI, do you think, "WHAT?" Unravel the lingo and learn the basics of versatile and necessary Photoshop or GIMP software. Start at the very beginning and learn to navigate the toolbars, size artwork and files, adjust color, crop and more! Use simple skills to manipulate photo references. Learn the process for producing a digital file to meet specifications for exhibit entries. Bring your computer; if you do not have Adobe Creative Cloud, you can use the freely distributed GIMP program and leave with the confidence to handle images on your own. **Fee:** \$265 member, \$315 non-member. **No prerequisites.**

DATES & TIMES: Fri-Sun, June 26-28, 9 a.m. – 2:30 p.m.

INSTRUCTOR: Randy Raak



Renee Jorgensen

Improve Your Handwriting (105)

Handwriting is becoming a lost art since email and text messaging are now our primary written communication methods. Researchers suggest that developing writing skills will aid in the visual identification of graphic shapes. This workshop will teach you how to develop and improve your handwriting skills using simple methods. With

practice, you will be able to make neater writing a habit. **Fee:** \$265 member, \$315 non-member. **No prerequisites.**

DATES & TIMES: Mon, April 20, 27, May 4, 11, 18, 9 a.m. – noon

INSTRUCTOR: Renee Jorgensen



Mervi Hjelmroos-Koski

Make an Art Portfolio Case

This workshop is geared toward graduate candidates but is open to everyone. Students will produce an attractive archival case for portfolio pieces or other art, papers or ephemera. It will be bound in quarter cloth with paper covers and ribbon ties. Three flaps inside the case protect the contents. **Fee:** \$175 member, \$190 non-member. Fee includes supply kit

for the 12" x 16" portfolio case produced during the class. There is an additional fee if a larger portfolio case is made. **No prerequisites.**

DATES & TIMES: Sat, Feb. 8, 9 a.m. – 4 p.m.

INSTRUCTOR: Mervi Hjelmroos-Koski



Mervi Hjelmroos-Koski

MOSTLY FOR TEENS: Make a Classic Leather Journal

You'll carry it with you always to record your daily activities, your accomplishments, your ideas. No matter the subject, collect and cherish your drawings and writings in a timeless leather journal you make yourself. The classic 4.5 x 6 writing journal will include a pen holder. It closes with either snaps or magnets when not in use. **Fee:** \$95 member, \$125 non-member (Including the paper and leather for the cover). **No Prerequisites.**

DATES & TIMES: Thu, June 11, 18, 1-4 p.m.

INSTRUCTOR: Mervi Hjelmroos-Koski

2020 WINTER/SPRING COURSES



Stock image

Botany Spotlight: Ferns

Learn about the botanical attributes that make ferns unique in the plant world. Ferns are older than dinosaurs and remarkable in the diversity of their delicate growth forms. In preparation for the Ferns Uncovered class held later in March, explore these non-flowering plants that include more than 10,000 known species. **Fee:** \$65 member, \$95 non-member. **Prerequisite:** Botany for the Botanical Illustrator.

DATES & TIMES: Tue, March 10, 1-4 p.m.

INSTRUCTOR: Mervi Hjemmoos-Koski



Randy Raak

Winter Sketchbook

There's more to winter than snow! Field sketching and drawing specimens in a studio setting are different skills. Bring the freedom of field sketching to the winter environment and enjoy drawing with techniques that

help you see the composition in the landscape and translate it to paper with speed and confidence. Each class begins with a new technique and a new subject to tackle, such as a winter color palette, tree shapes and skeletons, outdoor scenes and details, and creating a winter landscape in three layers. This fun class will help you see more and sketch more quickly in any season. Who knows, the next time you travel, you may just leave your camera at home and take your sketchbook instead! **Fee:** \$295 member, \$355 non-member (Fee includes a 12-paint travel kit).

No prerequisites.

DATES & TIMES: Fri-Sun, Feb 28 – March 1, 9 a.m. – 2:30 p.m.

INSTRUCTOR: Randy Raak



Renee Jorgensen

Embossed Botanicals (105)

Embossing is an art form used to raise a shape from the surface of paper. The embossed shape casts a delicate shadow and, when combined with color, creates an elegant effect. We provide decorative letter and flower patterns, and you learn how to design, cut a stencil and choose the best paper

surfaces for embossed subjects. Finish your project with ink or colored pencil accents and leave the class with an elegantly embossed design. **Fee:** \$290 member, \$340 non-member. **No prerequisites.**

DATES & TIMES: Wed, April 22, 29, May 6, 13, 20, 6-9 p.m.

INSTRUCTOR: Renee Jorgensen



Randy Raak

Scratching the Surface

Discover the potential and excitement of scratchboard, where contrasts in textures and values produce dramatic, luminous effects. Unlike any other medium, ink is correctible and, by using a blade, you can combine black-and-white lines and dots, which are the basis of ink textures. Students will add color as an accent to highlight areas of specific botanical interest or to create

a compositional element. Demonstrations and examples show you how to create a vast range of textures to portray subjects with detail and accuracy. Choose favorite subjects from nature to create a composition, then sketch, transfer and render them in ink or pencil on white scratchboard using techniques to convey form, shading, textures and spatial placement. Students will work toward completing at least one final illustration. **Fee:** \$280 member, \$330 non-member. **Prerequisites:** Botanical Illustration in Pen and Ink I, entry-level color media.

DATES & TIMES: Fri-Sun, April 24-26, 9 a.m. – 2:30 p.m.

INSTRUCTOR: Randy Raak



Meredith Feniak

Wall as Canvas: Painting Murals (106)

Learn how to paint interior and exterior walls with your own designs in this introduction to mural painting. Students will learn about process, tools and techniques (as well as a few trade secrets), but this is also a hands-on course. You will

design a wall mural and experience "going large" by painting one of our break rooms at the Gardens. **Fee:** \$460 member, \$510 non-member. (25 hours) **No prerequisites.**

DATES & TIMES: Thu, June 25, July 2, 9 a.m. – 2:30 p.m.,
Fri-Sun, July 10-12, 9 a.m. – 2:30 p.m.

INSTRUCTOR: Meredith Feniak



S. Curnutte


Textures in Colored Pencils on Mylar

Beauty is in the details: fuzzy, thorny, smooth, matte, shiny, crinkly or translucent. Learn to see detail in a new way that allows you to create realistic textures using a variety of colored pencil techniques. Through guided exercise and practice, assemble a collection of texture technique studies that you can reference for all future drawings. As

you learn to interpret the surface of your specimen more intuitively, new methods for producing that texture in colored pencil will become rewarding and fun. **Fee:** \$265 member, \$315 non-member. **Prerequisite:** Botanical Illustration in Colored Pencil II.

DATES & TIMES: Mon, April 20, 27, May 4, 11, 18, 1-4 p.m.

INSTRUCTOR: Susan DiMarchi



Gustav Klimt, public domain

"The Kiss": Klimt's Masterpiece (Back By Request)

Austrian painter Gustav Klimt created his most iconic painting, "The Kiss," between 1907 and 1908. After studying Klimt's painting in detail, we will design, paint and embellish our own work in his style. Linear elements from

Vienna art nouveau, organic forms from the arts and crafts movement, metallic components and textural embellishments will blend to create pattern-rich works sure to enchant. **Fee:** \$285 member, \$335 non-member. **Prerequisite:** Entry-level color media.

DATES & TIMES: Fri-Sun, June 19-21, 9 a.m. – 2:30 p.m.

INSTRUCTOR: Meredith Feniak



Meredith Feniak

Explore the Galleries and Living Collections (Charcoal)

Drawing at a large scale can be daunting, but with charcoal it is surprisingly quick! Charcoal is easier to control than most media, and in this class you will get your hands dirty while we complete four large, loose drawings. Modeled after a classic

figure drawing class, we will work at standing easels (perhaps working up to 22" x 30") and focus on single central subjects from the Gardens' main exhibit: The Contour of Feeling by Ursula von Rydingsvard. Afterward, we will go outside and concentrate on the Gardens' conifers. Note: We will be standing for the entirety of each three-hour class (no drawing horses are available for seated drawing). **Fee:** \$275 member, \$325 non-member.

No prerequisites.

DATES & TIMES: Tue, May 12, 19, 26, June 2, 9, 9 a.m. – noon

INSTRUCTOR: Meredith Feniak



Annie Reiser


Ferns Uncovered

Ferns predate most other plant species on Earth, and the Boettcher Memorial Tropical Conservatory is home to specimens of many varieties that continue to thrive today. Their delicate structures and textures are fascinating to study and a pleasure to illustrate—in fact, ferns have been illustrated for more than 1,500 years! Working in pencil and brush, you'll develop pigment-free values

and master seamless gradations from lightest light to darkest dark without the usual graphite sheen. Concentrate on the stem-like rhizomes, leafy fronds and sporangia underneath the leaves. Learn to draw complex detail without losing overall form. All the skills that you learn in this class can be transferred to any other medium, improving your overall confidence in your artistic skills. **Fee:** \$265 member, \$315 non-member. **Prerequisite:** Botanical Illustration in Pencil II and entry level color medium.

DATES & TIMES: Tue, March 24, 31, April 14, 21, 28,
9 a.m. – noon

INSTRUCTOR: Randy Raak



Randy Raak

Conifer Cones, Textures and Tones in Carbon Dust (105)

Push your drawing skills into a new realm. Carbon dust has been a mainstay medium for medical and scientific illustrators for more than 75 years. Using a combination

of pencil lines and dust washes applied with brushes, this medium produces rich tonal renderings with the value range of charcoal and the precision of watercolor. You'll be introduced to the various tools associated with carbon dust, including carbon pencils, brushes, blenders and fixative. Choose a subject well-suited to the technique and learn to use methodical layering to create a flawless continuous tone. Complete the finer details with pencil for a finished carbon-dust rendering. **Fee:** \$265 member, \$315 non-member. **Prerequisite:** Botanical Illustration in Pencil II.

DATES & TIMES: Thu, May 21, 28, June 4, 11, 18, 9 a.m. – noon

INSTRUCTOR: Randy Raak



Marjorie Leggitt

Spirals in Nature

Discover the beauty of mathematics—the golden ratio, phyllotaxy and the Fibonacci sequence—in botanical subject matter. Leaves, petals, seeds and other plant organs are not arranged randomly; rather, they follow well-defined rules. After learning about and observing these patterns, hands-on instruction provides the tools for illustrating inherent botanical patterns. You will focus on unusual viewpoints,

perspective and composition. Start with a skeleton drawing from a live specimen and then flesh it out to generate an accurate final plate. Individual instruction helps you enhance full-value ink techniques that are applicable to future illustrations created in any other media. **Fee:** \$265 member, \$315 non-member. **Prerequisites:** Botanical Illustration in Pen and Ink I.

DATES & TIMES: Wed, Feb. 19, 26, March 4, 11, 18, 6-9 p.m.

INSTRUCTOR: Marjorie Leggitt



Marjorie Leggitt

Old and Original: Focus on Jurassic Flora

The Jurassic period began over 200 million years ago. When you think of the Jurassic, you might think of plant-eating brachiosaurs and diplodocus... most people do. But these massive plant-eating dinosaurs could not have survived without a food source. In this class, learn about the flora that covered the

subtropical Earth during this period, then select and illustrate one of its modern relatives. Whether defining the fine detail of ginkgo leaves or the complexity of cycads and yews, combine line techniques acquired in Botanical Illustration in Pen and Ink I and II with newly mastered quill pen finesse to create a pen and ink illustration you're sure to frame. **Fee:** \$265 member, \$315 non-member. **Prerequisite:** Botanical Illustration in Pen and Ink II.

DATES & TIMES: Mon, March 16, 23, 30, April 6, 13,

9 a.m. – noon

INSTRUCTOR: Marjorie Leggitt



Randy Raak

Birds in Graphite and Color (105)

This class teaches common approaches to illustrating birds and how to overcome the challenging proportions and perspective of bird illustration. Start with a how-to session on bird photography and learn how to effectively use photographic references in artwork. The second session takes place at the Denver Zoo, where you will study a moving subject while sketching and

photographing it at rest and in flight. Learn bird anatomy and physical characteristics through group instruction and individual attention. Using provided props, reference sketches and/or photos, you will create a sophisticated bird portrait ready to be framed, submitted to an exhibit or included in a portfolio.

Fee: \$320 member, \$365 non-member. (18 hours) **Prerequisite:** Entry-level color media.

DATES & TIMES: Tue, May 19, 26 (Denver Zoo), June 2, 9, 16, 23, 1-4 p.m.

INSTRUCTOR: Randy Raak



Susan DiMarchi

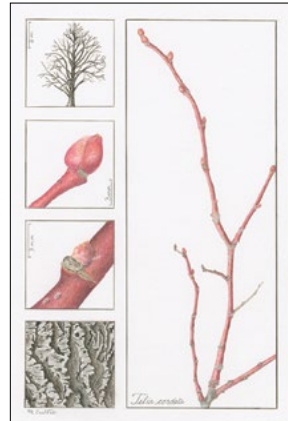
Miniature Masterpieces in Mixed Media

Bring your big ideas and learn to scale them to a small format. Learn about the place of miniatures in the history of art. Discover the delights and challenges of working in diminutive dimensions. See how composition, line, form and precision are crucial to conveying a tiny, precise work of art. Each week you'll learn a different

technique that will inspire you to complete several focused, fabulous botanical works in miniature. **Fee:** \$265 member, \$315 non-member. **Prerequisites:** Botanical Illustration in Pen and Ink I, Botanical Illustration in Colored Pencil I.

DATES & TIMES: Wed, Jan. 15, 22, 29, Feb. 5, 12, 1-4 p.m.

INSTRUCTOR: Susan DiMarchi



Mary Crabtree

Beauty in the Details: Winter Twigs and Dormant Buds II

In this class, we will continue identifying the dormant deciduous trees along the Colorado Front Range. Dormant twigs are bursting with beautiful energy, textures, colors and details that can help provide complete information about trees even before their leaves appear. Learn how to use a dichotomous key to identify trees using the process of elimination. Add your new knowledge to your artistic interpretation as you develop a mixed

media field guide illustration to capture the dormant beauty of a specimen in ink and colored pencil. **Fee:** \$265 member, \$315 non-member. **Prerequisites:** Botanical Illustration in Pen and Ink I, Botanical Illustration in Colored Pencil I.

DATES & TIMES: Wed, Jan. 15, 22, 29, Feb. 5, 12, 9 a.m. – noon

INSTRUCTOR: Susan DiMarchi



Susan DiMarchi

From Seed to Plant (105)

We are fascinated by process, so let's start at the beginning and illustrate the seed first. Learn how to sprout a bean seed for observation and document its development week by week as the sprout adds roots and foliage. The process begins with a talk by a Gardens' expert on seed selection and development as well as directions for scientific observation. In

weekly color illustrations, you'll note changes as the plant begins to grow. In the meantime, you'll have a mature plant to illustrate in graphite as a backdrop for your weekly botanical snapshots. Learn how to integrate two compositions in different media for an effective presentation. Over the course of five weeks, you'll see your plant change from seed to shoot to seedling, and you'll gain a better understanding of germination and growth to share through your own botanical plate in colored pencil and graphite.

Fee: \$265 member, \$315 non-member. **Prerequisites:** Botanical Illustration in Colored Pencil I, Composition for Botanical illustration, Botany for the Botanical illustrator

DATES & TIMES: Mon, April 27, May 4, 11, 18, June 1, 6-9 p.m.

INSTRUCTOR: Susan DiMarchi



Irene Young

Bold and Beautiful: Illustrating the Flora in the Conservatory on Mylar

When it's cold outside, winter blooms in the Boettcher Memorial Tropical Conservatory! Expand your options in colored pencil. Mylar film provides a perfect surface for smooth, brilliant colored pencil work. Learn the skills specific to this surface, including pencil application and layering techniques, how to make the back of the surface enhance the front, and how to erase colored pencil from Mylar for quick

corrections and special effects. See how layering your drawing over other surfaces expands the possibilities for your finished work. Beautiful winter blooms provide the inspiration for lush plant portraits and fresh techniques. **Fee:** \$310 member, \$360 non-member. (20 hours) **Prerequisite:** Botanical Illustration in Colored Pencil II.

DATES & TIMES: Mon, Feb. 17, 24, March 2, 9, 9 a.m. – 2:30 p.m.

INSTRUCTOR: Susan DiMarchi



Billy Showell

Botanical Fantasy Footwear

"A shoe has so much more to offer than just to walk."

—Christian Louboutin

A cobbler has tools to create a shoe; we have nature's botanical beauty to help create an illustration of the ultimate whimsical footwear!

Imagine stretching your sensory vision to fashion a framework of Earth's bounty. You can add shoelace vines, chunky heels of moss and bark, and textural ornaments using fruits, vegetables, leaves and flowers. Embark on a historical journey about footwear: how early man's crude coverings progressed to become a paramount fashion statement emphasizing exquisite style over comfort. First, we will create a mock-up using live botanical specimens arranged on a provided mannequin foot form. Your final three-dimensional botanical shoe will serve as a model to draw from. Your whimsical mixed media illustration will be the envy of many a shoe collector! **Fee:** \$265 member, \$315 non-member.

Prerequisite: Botanical Illustration in Colored Pencil II.

DATES & TIMES: Tue, March 31, April 14, 21, 28, May 5 (106), 1-4 p.m.

INSTRUCTOR: Susan DiMarchi



Susan DiMarchi

The Skin of Trees: Expressive Ink Textures in Bark on Mylar (106)

We often overlook bark, the structured and always important part of the plant, and only focus on leaves and flowers. You will discover the diversity of tree bark while stepping away from tradition

to try new techniques and learn about this essential protective element of the tree. Trade your technical pen for a quill and brush and learn to express ink lines in a relaxed and painterly fashion. Begin with a look at how other artists have used ink expressively. Demonstration and practice with the new tools and colored inks prepares you to start your own drawing. Choose a botanical subject and experiment with techniques for successfully depicting line, form and texture. Make a mistake? No problem! You can erase ink from Mylar and try again. Complete a botanical study and enjoy a fresh, fun way to approach this time-honored medium. **Fee:** \$265 member, \$315 non-member. **Prerequisite:** Botanical Illustration in Colored Pencil II.

DATES & TIMES: Wed, May 13, 20, 27, June 3, 10, 9 a.m. – noon

INSTRUCTOR: Susan DiMarchi



William Lizars

The Magic of Moths in Ink and Color (105)

William H. Lizars (1788-1859) of Edinburgh was an established portrait and genre painter who went to work in the book trade and created plates for "British Butterflies" and J.J. Audubon's "The Birds of America." Lizars experimented with new techniques and is perhaps best known for his colored insect and bird illustrations on monochromatic habitat backgrounds.

During this class we concentrate on moths. Moths are masters of disguise. They can camouflage to hide from predators, and, because of their large numbers, moths are a significant source of food to other species in the ecosystem. These nocturnal insects are as beautiful as butterflies but are hidden from us in the dark. Working in ink and your choice of color media, design a final plate in the scientific style of Lizars. **Fee:** \$265 member, \$315 non-member. **Prerequisites:** Botanical Illustration in Pen and Ink I, Botanical Illustration in Colored Pencil I or Botanical Illustration in Watercolor I.

DATES & TIMES: Mon, June 8, 15, 22, 29, July 6, 6-9 p.m.

INSTRUCTOR: Susan DiMarchi

2020 WINTER/SPRING COURSES



Renee Jorgensen

Nature Illuminated

Use your illustration skills to create and work with traditional media as you develop an illuminated illustration on skin vellum, applying 23-karat patent gold, a limited gouache palette and ink. Create a stylized border to frame your painted impression of nature, whether it is a botanical, animal, bird, insect or a combination. This class will

explore composition, materials and traditional media. **Fee:** \$280 member, \$335 non-member. **Prerequisites:** Botanical Illustration in Pen and Ink I, Color Mixing.

DATES & TIMES: Tue, Feb. 18, 25, March 3, 10, 17, 9 a.m. – noon

INSTRUCTOR: Renee Jorgensen



Randy Raak

Forgotten Legacy: Colorado's Lost Apples II (106)

We continue the documentation of Colorado's heritage apple varieties and devote this session to flowers. In Forgotten Legacy: Colorado's Lost Apples, you visited the site of your variety during the blooming season and observed the structure

of the flower in detail, including the color. During this one-day session, you'll receive guidance on how to add the finishing touches. **Fee:** \$85 member, \$105 non-member. **Prerequisite:** Forgotten Legacy: Colorado's Lost Apples.

DATES & TIMES: Tue, June 30, 9 a.m. – 2:30 p.m.

INSTRUCTOR: Randy Raak



Renee Jorgensen

Botanical Illustration in Watercolor Pencil I

This class will explore the versatility of watercolor pencils. We'll begin with color studies to explore the qualities of watercolor pencils as they translate from pencil into liquid color. You will experiment with graphite, ink and colored pencil as complementary media. You'll use these new skills to create a finished botanical plate in this fresh and fluid medium. **Fee:**

\$265 member, \$310 non-member. **Prerequisites:** Light on Form, Color Mixing, Color Layering for Colored Pencil.

DATES & TIMES: Thu, Jan. 16, 23, 30, Feb. 6, 13, 1-4 p.m.

INSTRUCTOR: Renee Jorgensen



Stephanie Oliver

Beyond Ordinary

Beauty is in the details, and sometimes in the unexpected! Investigate the less glamorous side of botany: the dead parts, buried parts, dull parts, backs and bottoms. Practice composition, scale and view to find and portray beautiful botanical elements in a finished watercolor painting. Use all your watercolor skills and learn a few new techniques to enhance your work. The results will excite and surprise, and you'll grow with your new point of view. **Fee:** \$265

member, \$315 non-member. **Prerequisite:** Botanical Illustration in Watercolor I.

DATES & TIMES: Tue, Jan. 14, 21, 28, Feb. 4, 11, 6-9 p.m.

INSTRUCTOR: Laurence Pierson



Randy Raak, Graphite



Jane G. Smith

Succulents in Watercolor


Rise to the challenge! Arm yourself with new painting strategies to portray these complex, sculptural plants. Learn watercolor techniques that target the contrasting textures seen in cacti, euphorbias and other cactus-like succulents, from thorns and ridges to fleshy leaves and stems. Blend washes

and mix colors to achieve the range of greens found among these plants. Plenty of demonstrations, samples and individual guidance will help you create a finished plate in watercolor.

Fee: \$265 member, \$315 non-member. **Prerequisites:** Botanical Illustration in Watercolor I, Botany for the Botanical Illustrator.

DATES & TIMES: Wed, Jan. 15, 22, 29, Feb. 5, 12, 6-9 p.m.

INSTRUCTOR: Constance Sayas



Marjorie Leggitt

Spines and Shadows: The Magic is in the Perspective (106)

Cacti are botanical subjects that present all kinds of fun perspective challenges! In this class, discover how cacti conform to basic geometric forms. Practice building a realistic linear model using the three-step perspective method. Learn about the principles of cast shadows through observing the effects of light falling on spines. Experiment with combining watercolor, graphite and hints of colored pencil to create a colorful composition of a cactus of your choice. **Fee:** \$265 member, \$315 non-member.

Prerequisites: Color Layering for Colored Pencil, Color Mixing, Perfecting Perspective.

DATES & TIMES: Tue, May 5, 12, 19, 26, June 2, 1-4 p.m.

INSTRUCTOR: Marjorie Leggitt

Spring Lilies in Acrylics (106)

Lilies are some of the most loved and cherished plants in our gardens: they are delicate, intricate and perfect for capturing in a transparent medium. Although transparent acrylic looks similar to watercolor, the damp-on-damp technique offers a more controlled and methodical application process. After a guided field trip to see the blooming lily varieties at the Gardens, select a specimen of your choice. Back in the classroom, step-by-step instructions, demonstrations and exercises provide the necessary skills for you to build washes, colors, textures and details for a final lily portrait. **Fee:** \$265 member, \$315 non-member. **Prerequisites:** Color Mixing, Composition for Botanical Illustration, Perfecting Perspective.

DATES & TIMES: Tue, May 5, 12, 19, 26, June 2, 6-9 p.m.

INSTRUCTOR: Marjorie Leggitt



Laurence Pierson

Spring Bouquet with Graphite and Watercolor

Challenge your drawing skills and merge them with your watercolor expertise. Your favorite flowers and botanical subjects will be analyzed for the best approach to drawing strategies. Focus on developing a delicate hand with a smooth

graphite tone. You will start with a pale pencil underdrawing, or grisaille, which will allow you to tackle a watercolor painting with confidence. You'll achieve continuous tone both in your graphite and watercolor washes. Demonstrations and individual help will guide you toward a finished work as you discover a set of new skills and tricks ready for use in your future illustrations.

Fee: \$265 member, \$315 non-member. **Prerequisite:** Botanical Illustration in Watercolor Pencil I.

DATES & TIMES: Thu, May 7, 14, 21, 28, June 4, 1-4 p.m.

INSTRUCTOR: Laurence Pierson



Constance Sayas

Focus on Foliage

Focus on foliage and fill the need for green this winter. Here is your chance to explore the Boettcher Tropical Conservatory and be bold, paint glossy and produce some vibrant greens. Enhance your color-mixing knowledge with the many shades of green. Start with leaf studies and learn techniques to tackle variegation, margins and shine. Your expanded painting skills for depicting leaf form and color will advance your future botanical paintings.

Fee: \$265 member, \$315 non-member. **Prerequisites:** Botanical Illustration in Watercolor I, Botany for the Botanical Illustrator.

DATES & TIMES: Wed, March 25, April 1, 15, 22, 29
9 a.m. – noon

INSTRUCTOR: Constance Sayas



Constance Sayas

Roses in Reality (105)

Native to the Northern Hemisphere, roses evolved millions of years ago, before North America separated from Eurasia. Of the estimated 159 species of wild roses, more than half are endemic to China. Ever since the Greek and Roman Empires, no flower has captured the human imagination in quite

the same way. Start by studying rose paintings from masters of the past such as Alfred Parsons and Pierre-Joseph Redouté. Learn how to draw the complex petal configurations, contrasting luminous and velvety petal textures, prickles and thorns. Practice techniques from wet-on-wet to drybrush and learn how to use them appropriately. You will leave this class with a finished, exquisite rose painting! **Fee:** \$265 member, \$315 non-member.

Prerequisite: Botanical Illustration in Watercolor I.

DATES & TIMES: Wed, June 3, 10, 17, 24, July 1, 1-4 p.m.

INSTRUCTOR: Constance Sayas



Louise Bath, Rosemåling

REGISTRATION INFORMATION

ENROLL NOW

1. **Visit:** Visitor Center, 1007 York Street (for hours, please see botanicgardens.org)
2. **Online:** botanicgardens.org
3. **By Telephone:** 720-865-3500

Inquiries and Consultation: 720-865-3670 or sbai@botanicgardens.org

Visit the Botanical Illustration blog at botanicalillustration.blogspot.com and find us on [Facebook](#).

Note 1: If a class does not have sufficient number of registrations (6) it will be cancelled 7 days prior to class.

Note 2: Supply lists are sent as an attachment with your registration confirmation. The lists are also available at botanicalillustration.blogspot.com or by request.

REFUND AND CANCELLATION POLICY:

Cancellations more than one week prior to a class are subject to a **15% cancellation fee**. Cancellations less than one week prior to class are non-refundable.

AFTER COURSE HAS COMMENCED:

Instructors are not authorized to grant or promise refunds or exceptions to course policies. In the event of a family emergency or inclement weather, the student can complete the course later by taking missed single classes from the same instructor and notifying the school manager two weeks before the course starts. If more than 20 percent of the course is missed because of a family emergency or inclement weather, the course can be retaken for free during **the same year from any instructor in that medium, if space is available**.

These policies apply to all registrations in the School of Botanical Art and Illustration program. Selected courses have additional cancellation and refund requirements printed with the course description. Denver Botanic Gardens regrets that it cannot make exceptions.

REQUIREMENTS FOR INDIVIDUAL COURSES:

Attendance **is required at the first class for all courses**. In order to receive credit, 80% of a course must be attended (at least 12 hours of a 15-hour course).

ACCESSIBILITY:

Denver Botanic Gardens and its classrooms are accessible for people with disabilities. Classrooms are located in Boettcher Memorial Center and Marnie's Pavilion.

[Map of the Gardens](#)

PARKING:

Parking is available in our parking lot directly across from the main entrance to the Gardens on the east side of York Street, between York and Josephine Streets. Street parking is available; please pay attention to street signs and parking restrictions.

HELPFUL INFORMATION:

[Denver International Airport](#)
[Transportation Options](#)

LODGING:

[Staybridge Suites Cherry Creek](#)
[JW Marriott Denver Cherry Creek](#)
[Hilton Garden Inn Cherry Creek](#)




Hilary Lorenz, Linocut

FOR INQUIRIES & CONSULTATION: 720-865-3670

EMAIL: sbai@botanicgardens.org

Visit the Botanical Illustration's blog at botanicalillustration.blogspot.com

and find us on 

Stay connected to the Gardens!

botanicgardens.org



DENVER BOTANIC
GARDENS

1007 York Street | Denver, Colorado 80206 | botanicgardens.org

